

Database Statistics

December 2016

Dynamic Messages

The total number of **outbound dynamic messages** delivered within **1.21 minutes** of database validation throughout December was 3,215,229

The daily average amount delivered was 103,717



Flight Status

881,674 **flight status updates** were **processed** each day in December

The daily average **delivered** each day was 33,293,504



Airline Profile

The total number of **designated low-cost carriers** is **118** with 135 airlines filing Cargo & Truck (F&V) services

270 airlines that operate wide-bodied aircraft and/or F&V services are also held within the system

10% of all flights within the OAG Database are filed as pure cargo services



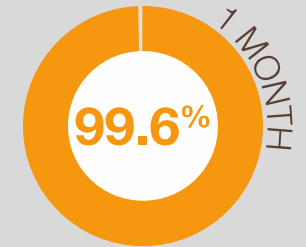
As at the end of **December 2016**,

the OAG database had **946 airlines** of which 806 operated under their own designator

during the month, **99.6% of all schedules** were updated



946 AIRLINES



MCT (Minimum Connection Times)

December 2016 saw **12,276 MCT status records** with a total of **120,462 MCT exception** records being registered on the database

The total number of **MCT changes** processed in December was **5,116**



SSM (Standard Schedule Messages)

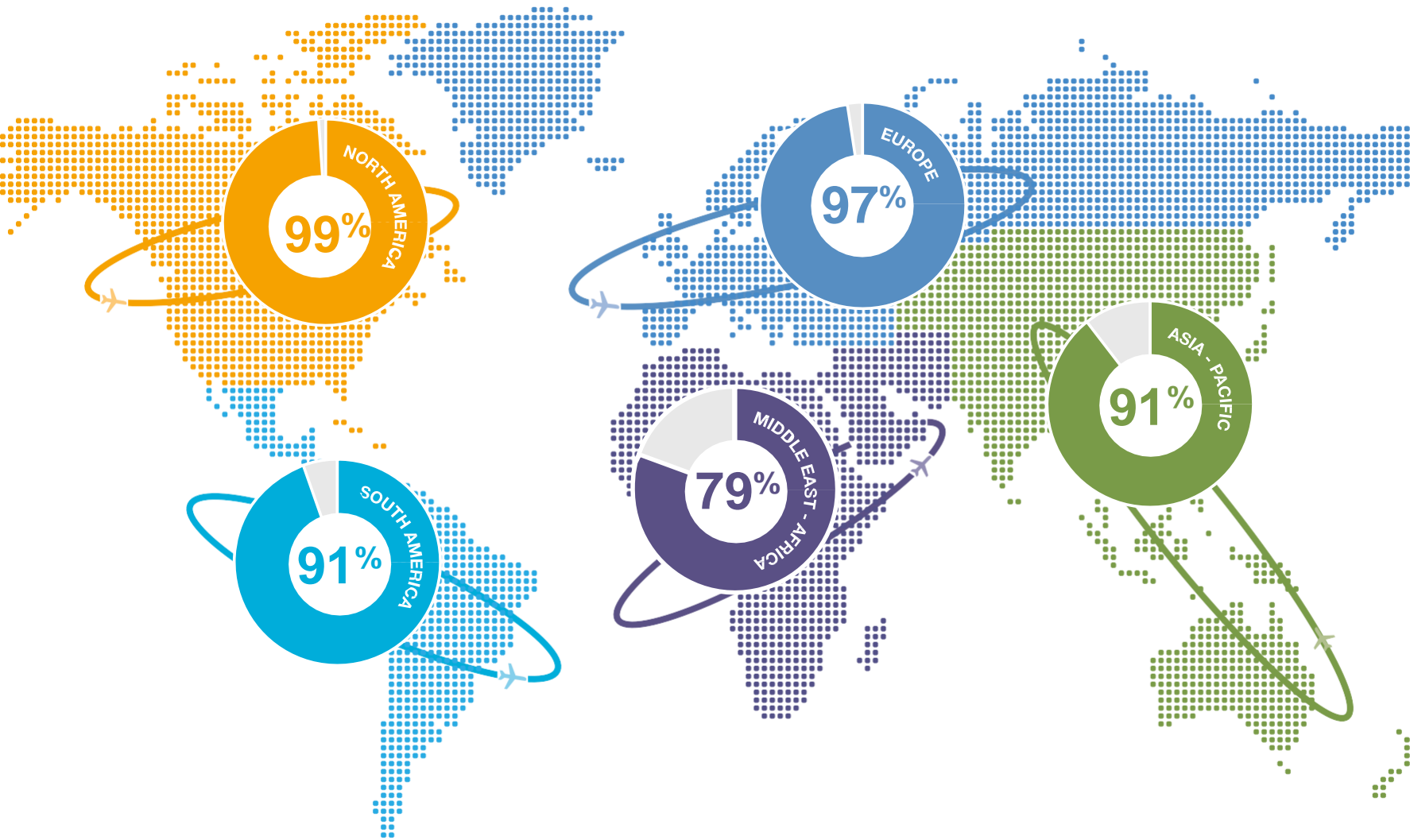
150 airlines supplied direct SSM messages into the OAG database

The average daily number of SSM messages processed was 46,553 with the total number of **SSM messages processed throughout December being 1,442,519** The average % of the OAG database refreshed daily, as a result of SSM updates, was **32%**



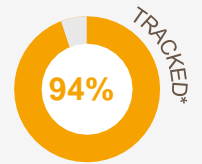
Flight status coverage map

Flight Status information you can act on



December 2016

Worldwide Coverage



881,674

Flight status updates processed each day*

33,293,504

daily average delivered*

64,717,019

Scheduled passenger flights in 2016*

OAG Database

946 Airlines 

Schedules updated

