
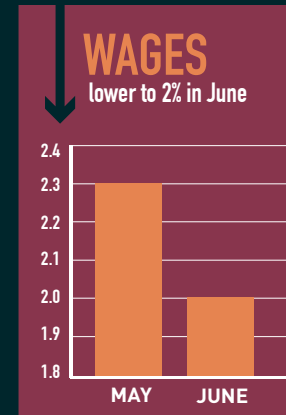
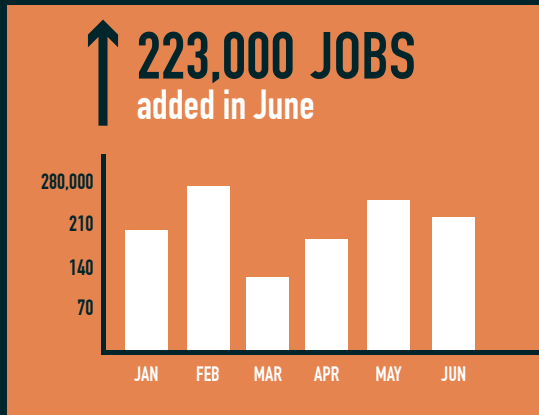


JOBS REPORT

Looking Up & Looking Out

The June 2015 jobs report was a wakeup call to employers that the size of the workforce population shrunk—drastically. Even so, all signs point to job growth in select markets. Not making any traction recruiting for IT, Engineering and Medical Fields? Take a look at the hiring stats below provided by WantedAnalytics. Need to make a bigger impact? Talk to a Yoh staffing and recruiting specialist. Visit us at www.yoh.com.

THE OVERALL OUTLOOK



THE IN-DEMAND OUTLOOK

Top 3 Growing Industries

INFORMATION TECHNOLOGY

DEMAND PRESSURE
6 CANDIDATES PER OPENING

AVERAGE POSTING PERIOD
44 DAYS

HIRING SCALE
(1-100 score on available candidates)
76 DIFFICULT

\$91,150 MEDIAN SALARY
449,308 CURRENT JOB OPENINGS

MEDICAL HEALTH CARE

DEMAND PRESSURE
14 CANDIDATES PER OPENING

AVERAGE POSTING PERIOD
50 DAYS

HIRING SCALE
(1-100 score on available candidates)
40 BELOW AVERAGE

\$77,850 MEDIAN SALARY
834,758 CURRENT JOB OPENINGS

ENGINEERING

DEMAND PRESSURE
13 CANDIDATES PER OPENING

AVERAGE POSTING PERIOD
49 DAYS

HIRING SCALE
(1-100 score on available candidates)
53 AVERAGE

\$79,700 MEDIAN SALARY
142,639 CURRENT JOB OPENINGS