



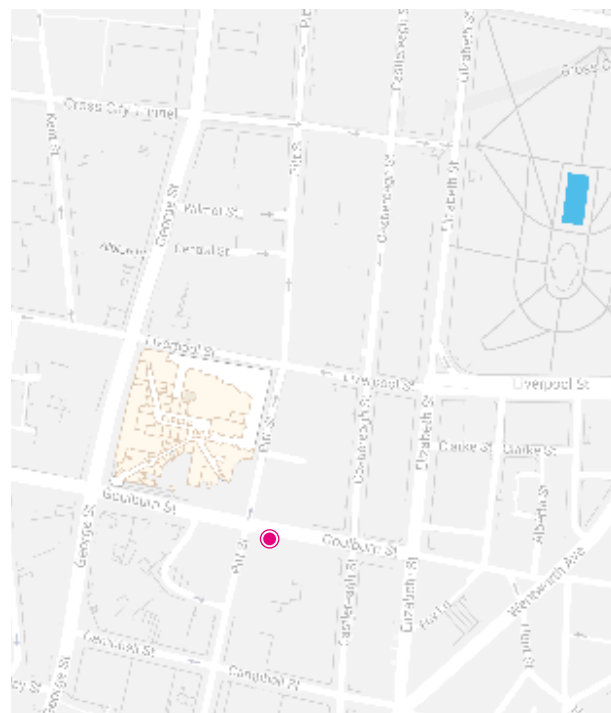
Dear Student.

Thank you for choosing to study at Greenwich English College





Your application to study has now been accepted. Please find details below regarding your arrival to the College and what you can expect on your first day.

**We look forward to welcoming you!**

## LOCATION



### SYDNEY CAMPUS

-  Level 2, 396 Pitt Street (Entry via Goulburn Street), Sydney
-  **t** +61 2 9264 2223 **f** +61 2 9264 2224
-  Town Hall Station (5 min walk) and Central Station (8 min walk)
-  Hyde Park/Museum bus stop (5 min walk)



► The entrance to the College can be found on Goulburn Street.

Your success starts at Greenwich | [greenwichcollege.edu.au](http://greenwichcollege.edu.au) | [student.syd@greenwichcollege.edu.au](mailto:student.syd@greenwichcollege.edu.au)

## ORIENTATION SCHEDULE

### DAY STUDENTS

8:30 am - 9:00 am	Check in at reception with your: Passport, current visa copy and a passport sized photo for your student ID card
-------------------	---

9:00 am - 09:45 am	Orientation for all students
--------------------	------------------------------

#### General English Students

09:45 am - 10:45 am	Level test
10:45 am - 11:00 am	Break
11:00 am - 11:45 am	Welcome Session and collect text books at orientation room
11:45 am - 12:30 pm	Break
12:30 pm	Start Lessons

#### All other students

10:00 am - 10:30 am	Break
10:30 am	Collect text books and start lessons

### EVENING STUDENTS

3:00 pm - 3:30 pm	Check in at reception with your: Passport, current visa copy and a passport sized photo for your student ID card
-------------------	---

3:30 pm - 4:15 pm	Orientation for all students
-------------------	------------------------------

#### General English Students

4:15 pm - 5:15 pm	Level test
5:15 pm - 5:30 pm	Break
5:30 pm - 6:15 pm	Welcome Session and collect text books at orientation room
6:15 pm - 7:00 pm	Break
7:00 pm	Start Lessons

#### All other students

4:30 pm	Collect text books and start lessons
---------	--------------------------------------

## AIRPORT TRANSFER

### SYDNEY INTERNATIONAL AIRPORT TO SYDNEY CITY



#### TRAIN



You can take the train from PLATFORM 1 at Sydney international airport  
It will cost **\$17.80** for a 1 way ticket to the city



#### BUS



There are a number of private shuttle and public bus options.  
We do recommend train or taxi as the easiest options on your arrival day



#### TAXI



Depending on the time of day and traffic, it will cost you around **\$35-\$45** to  
arrive in the city. Travel time is approximately 20-30 minutes