

# Polycom IP 7000 Conference Phone



HIGH QUALITY SPEAKER

MICROPHONE

360 degree coverage.

*\*Optional Microphone Extension Pack*

LED CALL INDICATOR LIGHT

LED DISPLAY

**4 STATE-BASED  
SOFT KEYS**

For easy access to  
conference functions.

Polycom

SCROLL KEYS

PLACE CALL KEY

END CALL KEY

MENU KEY

VOLUME CONTROL

CONFERENCE KEY

MUTE

REDIAL KEY

KEYPAD

Right by You™


888.336.4249  
ritterbusiness.com


Polycom IP 7000

# ADVANCED CALL HANDLING



## PLACING A CALL

Press  and then Phone Call. Dial the number.


Or: Dial the number first, and then press  or the **Dial** soft key. When prompted, choose Phone Call.

## ANSWERING A CALL

Press  or the **Answer** soft key.

*Incoming calls may be ignored by pressing the **Reject** soft key during ringing.*

## ENDING A CALL

Press  or the **EndCall** soft key.

## CALL TRANSFER

1. During a call, press the **Transfer** soft key (the active call is placed on hold).
2. Place a call to the party to which you want to transfer the call.
3. After speaking with the second party, press the **Transfer** soft key to complete the transfer.

*Press the **Blind** soft key to transfer the call without speaking to the second party.*

**Transfer** may be cancelled during establishment by pressing the Cancel soft key. The original call is resumed.



## CALL HOLD AND RESUME

During a call, press the **HOLD** soft key. The console LEDs will blink red.



To resume the call, press the **RESUME** soft key.


## CONFERENCE CALLING

**To create a three-way conference call:**

1. Call the first party.
2. Press  or the **Confnc** soft key to create a new call (the active call is placed on hold).
3. Place a call to the second party.
4. When the second party answers, press  or the **Confnc** soft key again to join all parties in the conference.

## MICROPHONE MUTE

During a call, press . If you are using external microphones, you can also press  on the microphones. You can hear all other parties while Mute is enabled.

To turn off Mute, press  again.