

Polycom VVX410



LARGE COLOR DISPLAY

MISSED CALL/MESSAGE
WAITING INDICATOR

LED LIGHT

Blinks when you have missed calls or voicemail.

PROGRAMMABLE KEYS

Programmable, state-based keys for easy access to call history, messages, settings, and more.

HOME KEY

Immediate access to most used functions.

KEYPAD

NAVIGATION WHEEL

END CALL KEY

HEADSET KEY

Turns headset on or off.

MESSAGES KEY

HOLD KEY

SPEAKER PHONE

High quality, full duplex.

VOLUME CONTROL

SIDECARD SUPPORT

For expansion. Up to 3 per station.



Right by You™

MUTE

888.336.4249
ritterbusiness.com



Polycom VVX410 ADVANCED CALL HANDLING





PARKING A CALL

Places the call on hold so it may be retrieved from another phone.

1. Initiate the transfer by pressing any of the available **CALL PARK** soft keys.
2. To retrieve the call, press the **CALL PARK** soft key that corresponds to the parked call you wish to retrieve.

CALL TRANSFER


From Calls view, press **Transfer** or , and call the other party.

When you hear the ringback tone, or after you talk with the other party, press **Transfer** or  again.

Press **Blind** to complete a transfer without waiting for the ringback tone.

VOICEMAIL

Tap **Messages** from Home view, and tap **Message Center**. Tap **Connect** and follow the prompts.

OR tap  from Lines, Calls, or Active Call View.

OR press voicemail soft key (if available).

CONFERENCE CALLING

Call the first party, and after the call connects, press **More**, and select **Confrnc**. Then, dial and connect with the second party and press **Confrnc** again.

From Lines or Calls view, you can:


- > Press **Hold** to hold all participants.
- > Press **End Call** to remove yourself from the call, but keep the other participants connected.
- > Press **Manage** (if available) to manage each participant.
- > Press **Split** to end the conference and hold all participants.

CALL FORWARDING

To **Enable** call forwarding, press ***72** plus the 10 digit number then **SEND**. To **Disable** call forwarding, press ***73** then **SEND**.

CALL HOLD AND RESUME

From Calls view press **Hold** or . Remember to highlight the call first.

To resume a held call, press **Resume** or .