

What's New At Mi-Corporation & Telling the Future (Product Roadmap)

Chris DiPierro
CTO

cdipierro@mi-corporation.com

April 13 – 14, 2016

www.mi-corporation.com

Mobility Summit 2016

Agenda

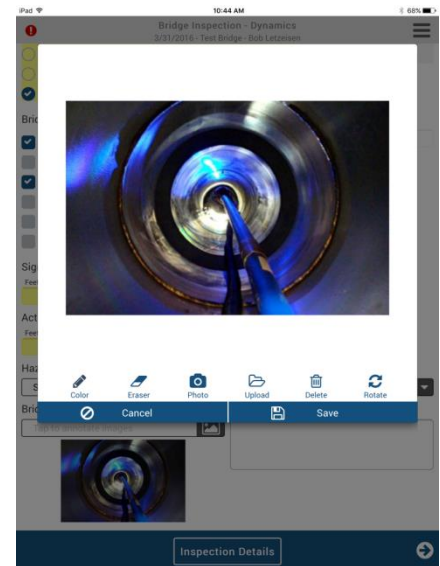
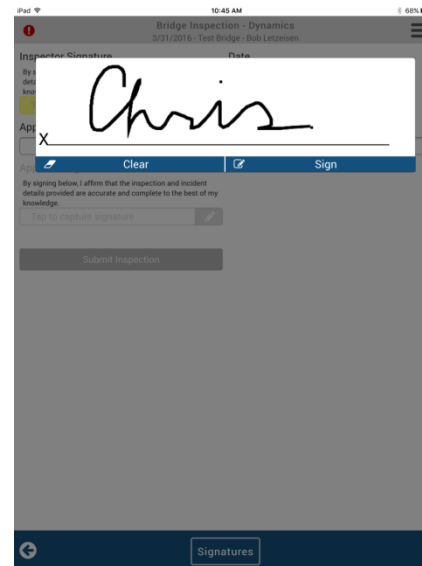
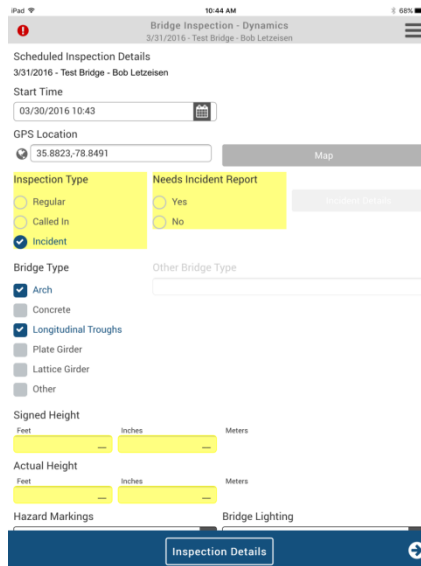
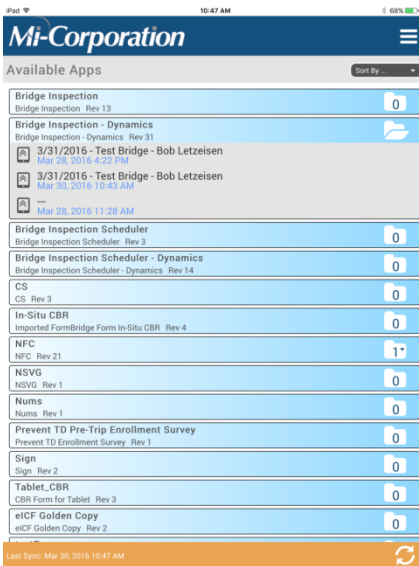
- What's New
 - And sort of new...
- What's coming
- What's on my mind
- Secret looks at the future

What's New?

- One Platform
 - Pick what you need
 - Mi-Designers
 - Mi-Apps
 - Mi-Forms
 - Mi-Forms SDK
 - Mi-Enterprise Middleware
 - Mi-Analytics
 - Mi-Download Center
 - Interoperability across products
 - Select based on use case

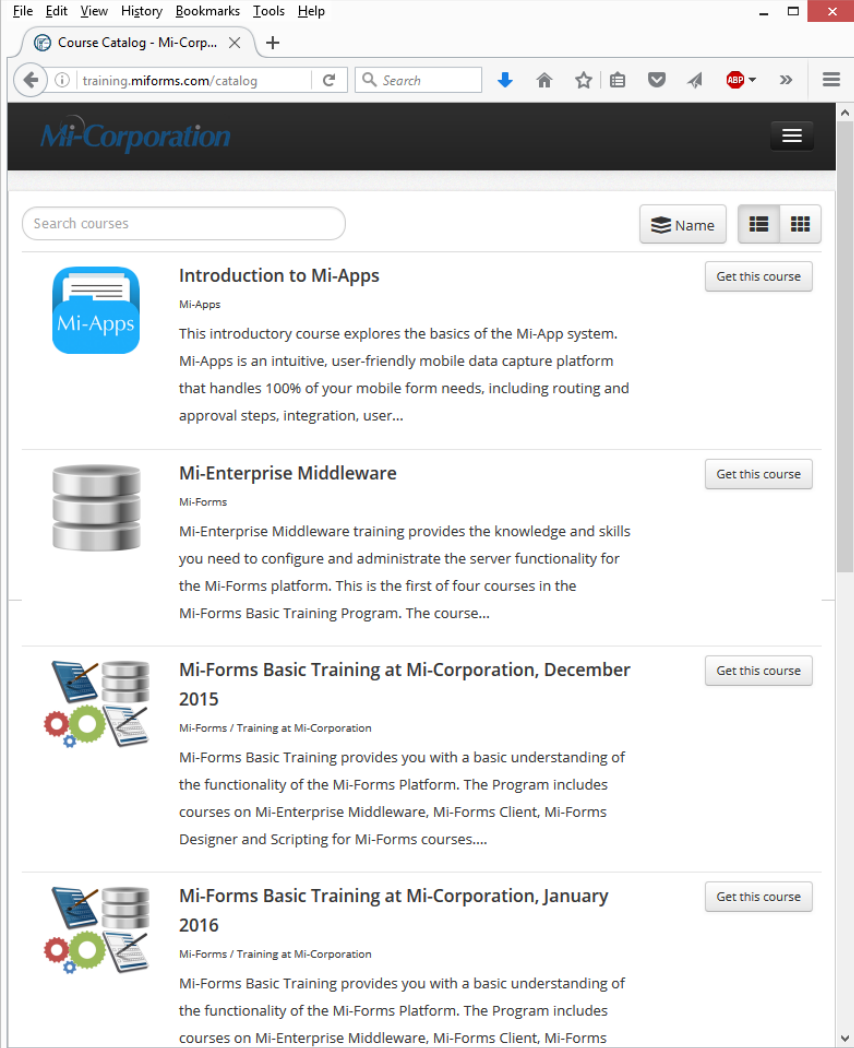
What Else is New?

- Mi-Apps



Not just “products” are new

- Online learning (LMS)
 - Intro through advanced courses
 - Exercises to put knowledge to use
 - Follow-on to in person training
- All current (AIMS) customers & partners get 4 free users

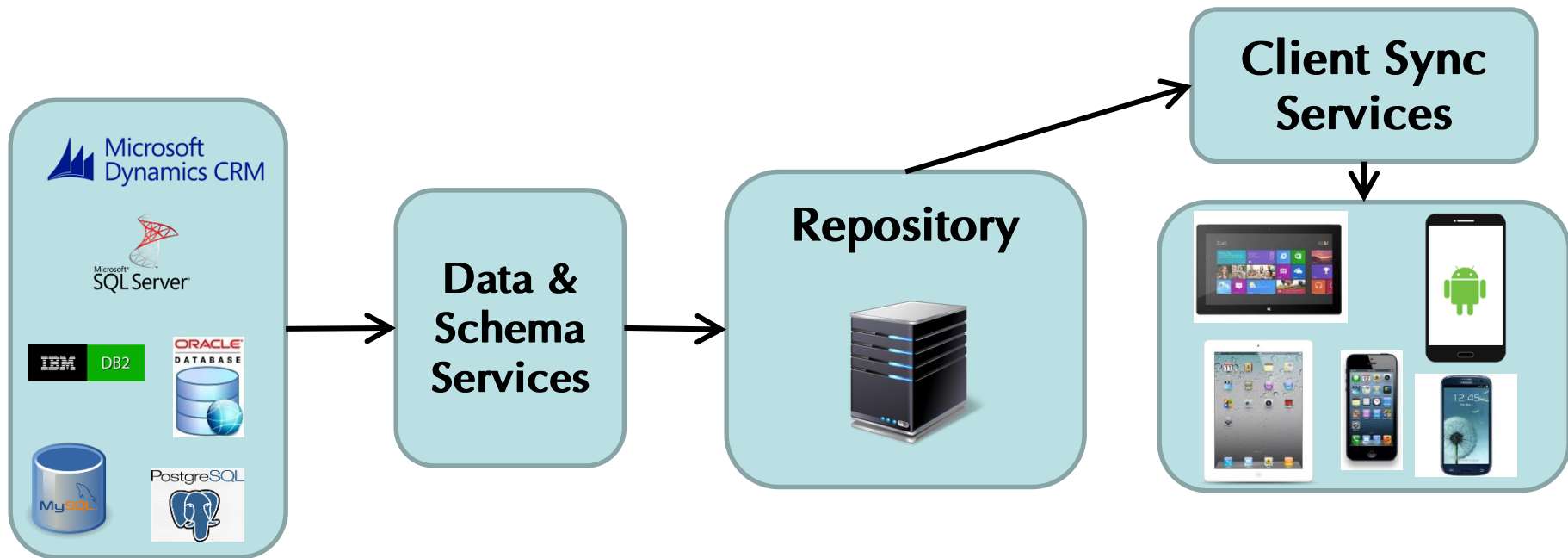


The screenshot displays a web browser window with the address bar showing 'training.miforms.com/catalog'. The page header features the 'Mi-Corporation' logo and a search bar. Below the search bar, there are four course listings, each with an icon, a title, a category, a description, and a 'Get this course' button.

Course Title	Category	Description
Introduction to Mi-Apps	Mi-Apps	This introductory course explores the basics of the Mi-App system. Mi-Apps is an intuitive, user-friendly mobile data capture platform that handles 100% of your mobile form needs, including routing and approval steps, integration, user...
Mi-Enterprise Middleware	Mi-Forms	Mi-Enterprise Middleware training provides the knowledge and skills you need to configure and administrate the server functionality for the MI-Forms platform. This is the first of four courses in the MI-Forms Basic Training Program. The course...
Mi-Forms Basic Training at Mi-Corporation, December 2015	Mi-Forms / Training at Mi-Corporation	Mi-Forms Basic Training provides you with a basic understanding of the functionality of the MI-Forms Platform. The Program includes courses on Mi-Enterprise Middleware, Mi-Forms Client, Mi-Forms Designer and Scripting for Mi-Forms courses...
Mi-Forms Basic Training at Mi-Corporation, January 2016	Mi-Forms / Training at Mi-Corporation	Mi-Forms Basic Training provides you with a basic understanding of the functionality of the MI-Forms Platform. The Program includes courses on Mi-Enterprise Middleware, Mi-Forms Client, Mi-Forms

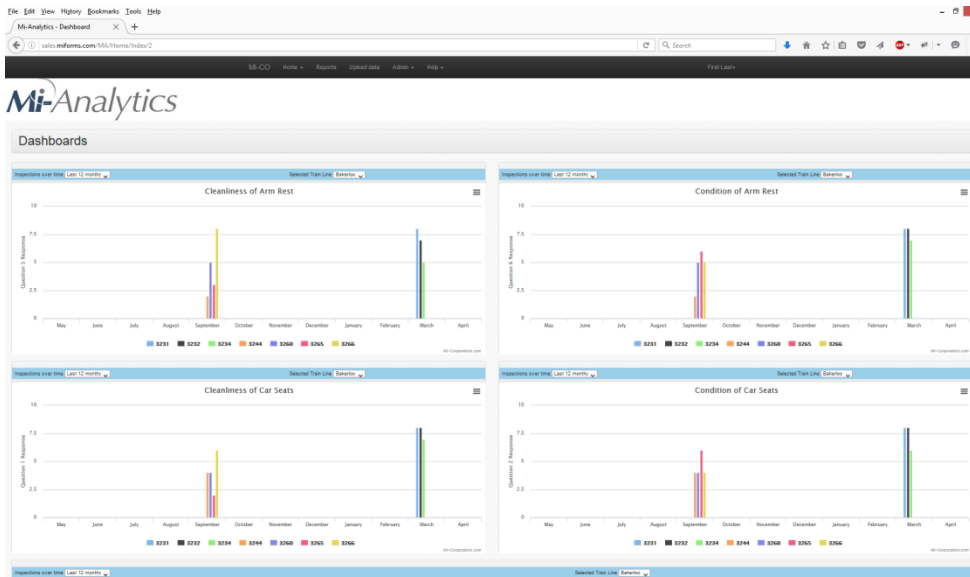
What's Sort of New?

- Data Replication
 - It's not new...anymore
 - Use it
 - Compatible with Mi-Forms & Mi-Apps



What's Sort of New?

- Mi-Analytics
 - It's not new...anymore
 - Use it
 - Compatible with Mi-Forms & Mi-Apps
 - And other data sources



What's Coming

- More and better Azure integration
 - App Insights
 - Azure Storage
 - Azure DB
 - Azure website
- More and better capture
 - Audio
 - Video
 - NFC

What's Coming

- Improved document storage
 - Download center
- Data Integrations
 - Microsoft Dynamics CRM
 - “Seamless” data replication
 - GIS
- Windows Universal

What's Coming

- Designer 2.0
 - Goals
 - Code
 - Universal access (web)
 - Easy to configure data flows
 - Simple design
 - Help be part of the future
 - Paper prototyping workshops going on now
 - Provide insight on how you want to use it

What's On My Mind

- Making things easier for users
 - QR code configuration
 - Step through form navigation
 - Design choice
 - Good captions
 - Device choices change
 - Good sectioning
 - Avoid infinite scroll



What's On My Mind

- App Analytics
 - System
 - Measuring service details
 - Usage
 - Responsiveness
 - Tracing specific behavior
 - Behavioral
 - Data entry pattern
 - Session workflow

System Analytics

Operation details - Micro: x

https://portal.azure.com/#resource/subscriptions/8bcb3fcc-468d-4ad2-8424-4e30ca32e0d9/resourcegroups/Group-3/providers/microsoft.insights/components/Appstore%20Insights

Microsoft Azure Appstore Insights > Server responses > Operation details

Search resources

Mi-Co Technical Supp... DEFAULT DIRECTORY

Appstore Insights

Last 30 days (1 day granularity) - ASP.NET web application - PREVIEW

NEW – Instant answers for hard questions about your app. Click Analytics for more.

Essentials

Resource group: Group-3
 Location: Central US
 Subscription Name: My-As-You-Go
 Subscription Id: bcb3fcc-468d-4ad2-8424-4e30ca32e0d9
 Instrumentation Key: c2b6a55-a1e9-4c15-9e45-bb801ee4d6f

Alerts: 0
 Availability: Not configured
 Proactive detection: 0 insights (last 24h)

Application health

Overview timeline

SERVER RESPONSE TIME: 409.2 ms

PAGE VIEW LOAD TIME: --

SERVER REQUESTS: 3 K

FAILED REQUESTS: 39

Server responses

Last 30 days (1 day granularity) - Appstore Insights - PREVIEW

Filtered on: PC

SERVER RESPONSE TIME: 409.2 ms

Dependency Duration: No data for 'dependency duration'. DEPENDENCY DURATION: --

SERVER REQUESTS: 3 K

Average of Server response time by Operation name

OPERATION NAME	AVERAGE	COUNT	STD. DEV.
DataServices/UpdateAt...	1.34 s	23	373.08 ms
DataServices/UploadSe...	1.18 s	89	667.1 ms
AuthServices/GetKeyPair	743.24 ms	143	493.55 ms
SyncServices/GetFormT...	600.91 ms	588	652.6 ms
SyncServices/GetFormT...	525.66 ms	952	455.44 ms
SyncServices/GetFormT...	140.48 ms	500	169.48 ms
WorkflowServices/GetS...	93.74 ms	494	126.49 ms
AuthServices/GetAuthT...	92.62 ms	126	65.97 ms
DataServices/ConfirmU...	60.17 ms	89	44.07 ms

Operation details

Last 30 days (1 day granularity) - Appstore Insights - PREVIEW

Filtered on: PC, DataServices/UploadSession/JSON

SERVER REQUESTS: 89

FAILED REQUESTS: 0

Requests

Search results are only available between 3/31/2016 4:02 PM and 4/7/2016 4:02 PM.

TIME	REQUEST URL BA...	RESPONSE CODE	RESPONSE TIME
4/7/2016, 1:34:18 PM	/MFS11/Services/Da...	200	22500261
4/7/2016, 2:14:41 AM	/MFS11/Services/Da...	200	15002950
4/6/2016, 10:39:09 PM	/MFS11/Services/Da...	200	14786795
4/6/2016, 1:40:56 PM	/MFS11/Services/Da...	200	9724646
4/6/2016, 12:57:42 PM	/MFS11/Services/Da...	200	12353232
4/6/2016, 12:54:19 PM	/MFS11/Services/Da...	200	3447694
4/6/2016, 12:41:40 PM	/MFS11/Services/Da...	200	2851815
4/6/2016, 12:36:17 PM	/MFS11/Services/Da...	200	15719573
4/4/2016, 6:06:02 PM	/MFS11/Services/Da...	200	4374601
4/4/2016, 5:56:26 PM	/MFS11/Services/Da...	200	20082786

Load more

System Analytics

The screenshot displays the Microsoft Azure portal interface for App Insights. The main search results area shows a bar chart with 3 server requests and 0 failed requests. Below the chart is a table with the following data:

REQUEST URL BA...	RESPONSE CODE	RESPONSE TIME
/MFS/Services/Wor...	200	915412
/MFS/Services/Wor...	200	516860
/MFS/Services/Wor...	200	5437023

The right-hand pane shows search details for a specific request:

Request Properties

- Event time: 4/11/2016, 4:36:45 PM
- Request name: WorkflowServices/GetSessions
- Response code: 200
- Successful request: true
- Response time: 91.54 ms
- Request URL: https://www.miforms.com/MFS/Services/WorkflowServices.aspx/GetSessions
- Client IP address: 98.101.32.0
- First session: false

Custom Data

- Customer: CDC
- Include Inactive: False
- Requested User: reviewer
- Token: 7f2b39c7-599c-406b-9ab7-7ced0e491804
- User: reviewer

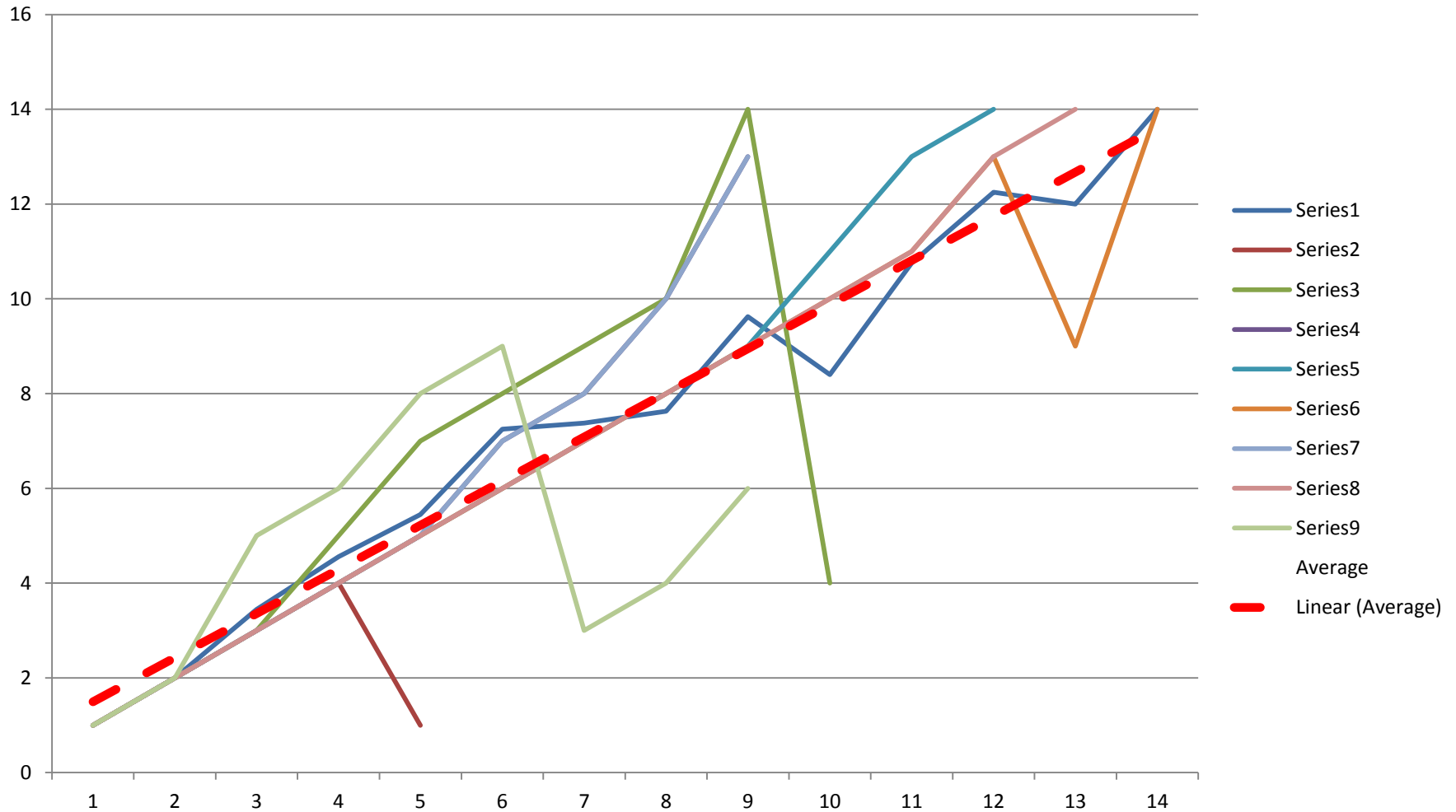
Calls to Remote Dependencies

No calls to remote dependencies were found.

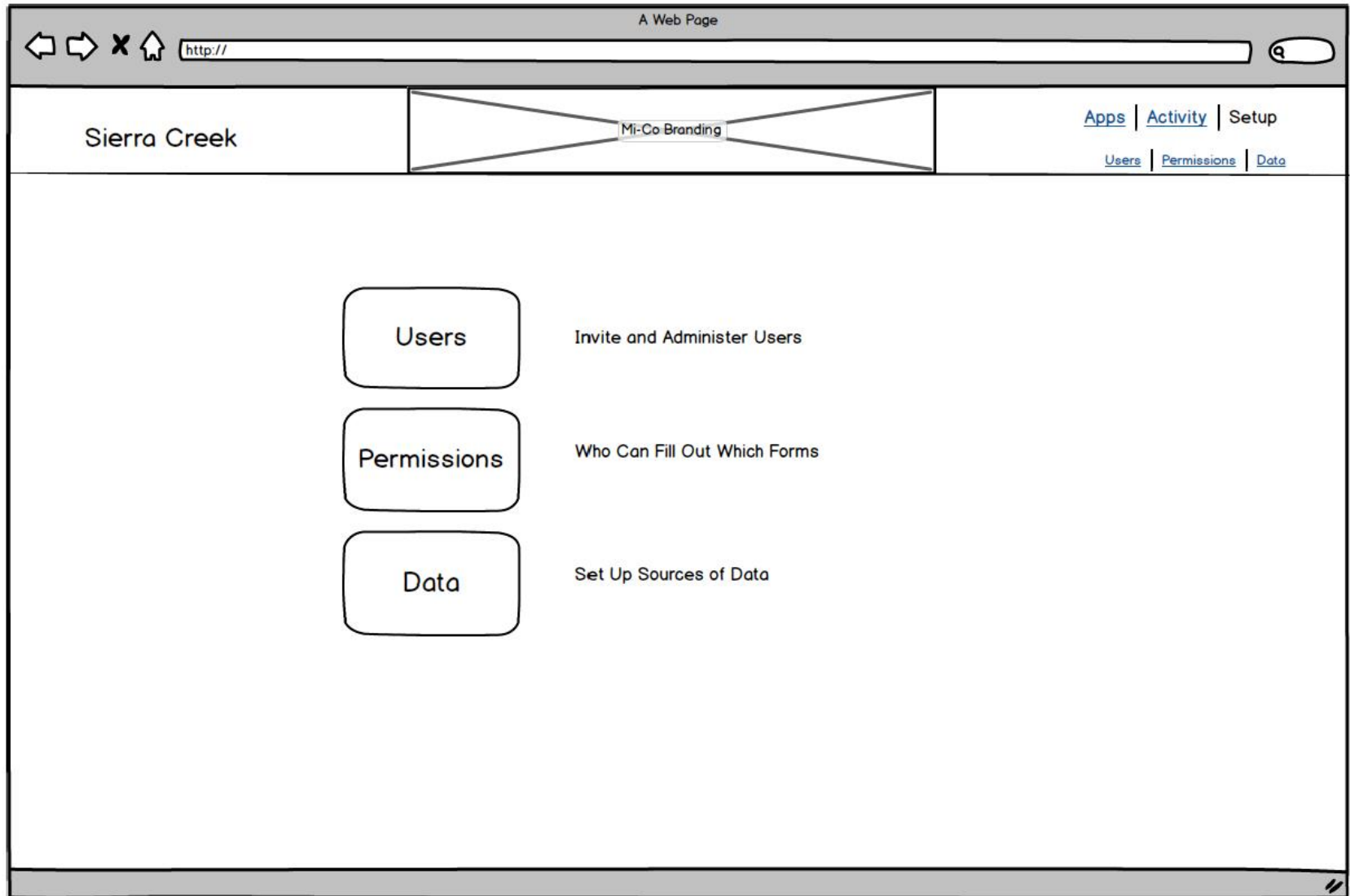
Related Items

The search results list several related requests with their respective URLs, response codes, response times, and tokens.

Behavioral Analytics



Secret Look at the Future



Secret Look at the Future

The screenshot shows a web browser window displaying a design tool interface for a mobile application. The browser's address bar shows "http://". The page title is "Sierra Creek". In the top right corner, there are navigation links: "Apps | Activity | Setup" and "Design | Data | Workflow" with a gear icon.

The main content area is titled "Field Sales Opportunity" and features a "Rotate" icon. The central canvas displays a mobile app layout with a "Section Header" and a grid of sections. A "Section 1" is visible at the bottom of the grid.

On the left side, there is a "Palette" with a "Data" tab. It includes a search filter "(Type something...)" and three categories of widgets:

- Media:** Image Annotation, GPS, Audio, Barcode, Video.
- Actions:** Button, Link (with "Go there" text), Section (with a circular arrow icon), Change Section.
- Layout:** Shape, Line, Background.

On the right side, there is a "Details" panel for the selected "Section 1". It contains the following settings:

- Attributes:** Field Name*, Caption, Help Text, Help Mode (Always, 1st time user visits, On demand), Display Format (Required checkbox), Placement (Start At, Size), Row (1), Column (7), H (1), W (6), Align (left, center, right, top, bottom, justify), Save button.
- Data Flows:** INBOUND (Prefill) Data Flow: None, Add new data flow; OUTBOUND (Capture) Data Flow: None.

Secret Look at the Future

A Web Page

http://

Mi-Co

Sierra Creek

Apps | [Activity](#) | [Setup](#)

[Design](#) | [Data](#) | [Workflow](#) | [Validation Rules](#)

Field Sales Opportunity

Validation Rules

Rules

- Call Date is required.
- Prospect Name is required.

+
Add Rule

Rule Type:

- Simple
- If-Then
- If-Then-Else

Short Description:

Call Date is required.

Long Description:

Call Date is required. Enter a value on or before today's date.

Behavior:

- Enabled
- Critical rule (Prevents submission)
- Indicate invalid fields

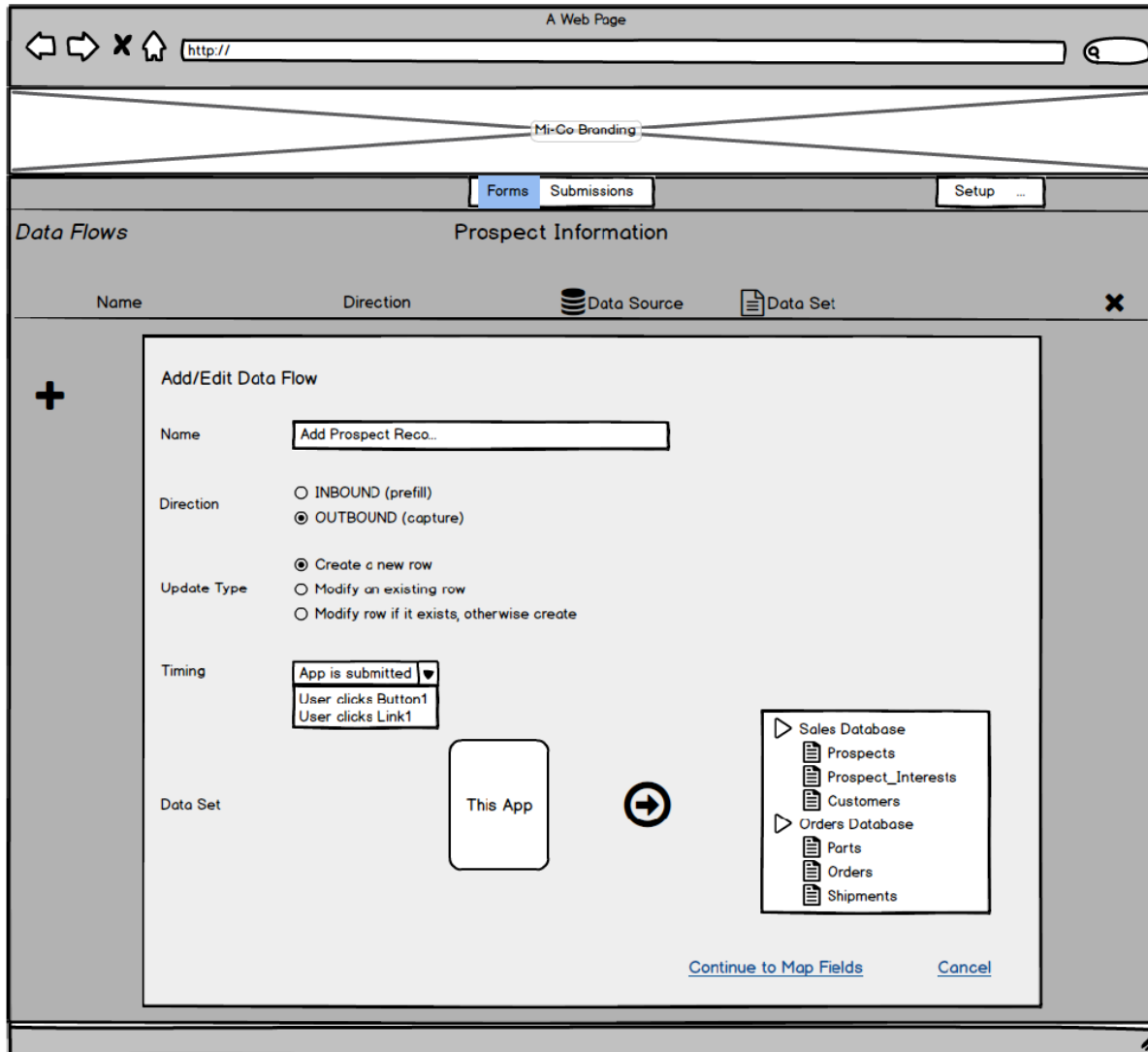
Rule Definition:

Call Date Must not be empty

AND Call Date <= Now() **x**

+
Add Clause

Secret Look at the Future



Secret Look at the Future

A Web Page

Sierra Creek

Apps | [Activity](#) | [Setup](#)
[Design](#) | [Data](#) | Workflow

Field Sales Opportunity

Decision

Name:

Decision:

IF all of these are true:
OpportunityAmt >= \$5,000
Current Queue <> "SalesManagers"
ExistingCustomer = False

THEN, choose outcome 1: Yes
OTHERWISE, choose outcome 2: No

Predecessor: ▼
Successor 1: ▼
Successor 2: ▼

```
graph TD; Initiated([Initiated]) --> LoadPartsList[Load Parts List]; LoadPartsList --> FieldSubmit[/Field Submit/]; FieldSubmit --> AmtDecision{Amt > $5,000?}; AmtDecision -- Yes --> SalesManagers[Sales Managers]; SalesManagers --> MgrSubmit[/Mgr Submit/]; MgrSubmit --> NotifyDistrictOffice[Notify District Office]; AmtDecision -- No --> AddProspectRecord[Add Prospect Record]; NotifyDistrictOffice --> AddProspectRecord; AddProspectRecord --> Finished([Finished]);
```

As Always, Thanks You

- Thanks to our partners and our customers
- Without you, there's no us