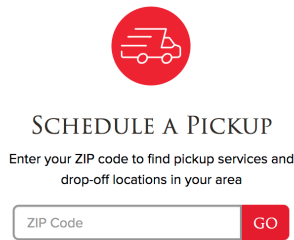


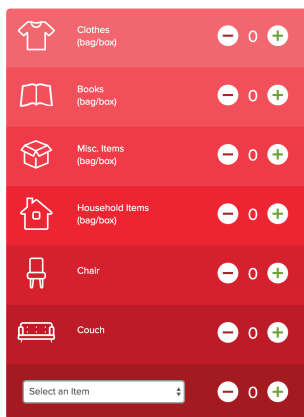
# SCHEDULING YOUR PICK-UP

THROUGH A SIMPLE 5-STEP ONLINE FORM, YOU CAN HAVE YOUR UNWANTED BELONGINGS SCHEDULED FOR A FREE PICKUP IN A MATTER OF MINUTES. IT'S NEVER BEEN EASIER TO DONATE GOODS. REMEMBER TO SELECT ALLIED AS YOUR REFERRER!

1.) Go to [SATruck.org](http://SATruck.org). Enter your zip code to find the closest TSA pickup service.

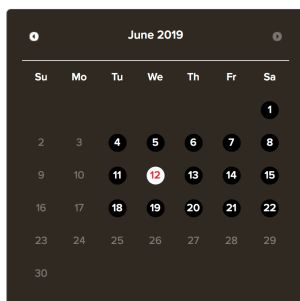


2.) From clothing to furniture, choose the unwanted belongings you will be donating.



3.) Select the date you would like your goods to be picked up and provide your TSA driver with any special instructions they may need.

Date of Pickup: 06/12/2019



Special Instructions to driver:

4.) Choose Allied Van Lines as your referrer.



5.) Add your location and contact details and choose to create a password for your personal profile if you would like to gain access to your records and receipts.

First Name \*

Last Name \*

Home Phone \*

Day Phone \*

Street Address \*

Apt. # or Suite #

City State Zip

Dallas TX 75208

Other Information

Email Confirm Email



Create a Profile to gain access to your records and receipts

Password Confirm Password



[See Details](#)



Once you press submit, your pickup schedule is confirmed. Thanks to your generosity, someone will find hope, help, and a second chance in life.