

INDEX LICENSE MANAGER

A Benchmark Directory ready for the European Benchmark Regulation ('BMR')

Under the 2016 European Benchmark Regulation financial services firms on the buy-side, sell-side and custodians will need to implement new governance processes to audit their benchmark usage. For example, for indices used in financial products, you'll need to understand their authorisation status and classification as determined on an ESMA register, and to designate potential substitutes for them.

MDSL's Index License Manager (ILM) helps you meet your regulatory obligations by providing a management tool to track your benchmark usage. You can store all the license agreements, indexes and families, but also catalogues from third party index aggregators. These catalogues allow firms to map a standard set of indexes onto their own portfolio of benchmark usage (typically funds, structured products and data licenses for users). Combining this with the various BMR classifications provided by ESMA, ILM therefore allows you to check that your benchmark usage is in accordance with the regulation because you can see which products are using authorised benchmarks (or otherwise), what their substitutes could be, the authorised administrator's status with their national competent authority.

Index Catalog : EURO STOXX (R) Strong Growth 20 (Euro Return) (EUR, NetTR)

Index | **Benchmark Regulation** | Services | Composite | Index Families | Journal

Benchmark Regulation

Role: Contributor, Supervised Entity

Authorization Status: Yes

Regulatory Competent Authority: Autorité des Marchés Financiers (AMF) - France

Classification: Critical Significant Non-Significant

Regime: Regulated Data

Regime Subcategory: Regulated Market

Benchmark Statement

B I U Normal [List Bullets] [List Squares] [Quote] [Code] [Align Left] [Align Center] [Align Right] [Text Color] [Background Color] [Link] [Image]

This section should identify:

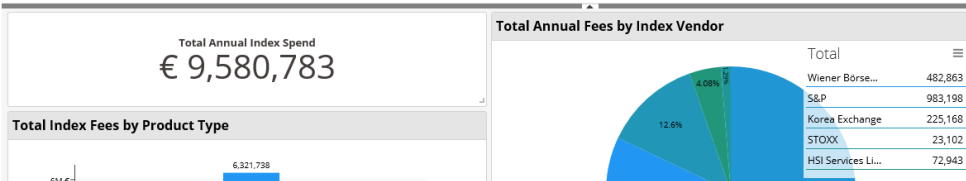
- the non-significant benchmark in respect of which provisions do not apply,
- the provisions that the administrator has chosen not to apply, and
- an explanation as to why it is appropriate not to apply each provision.

Each section should be completed for any identified group of non-significant

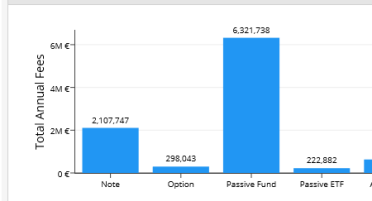
When an event occurs such as the withdrawal of the registration of an administrator, or benchmark, or the cessation of a benchmark, a task can be triggered in ILM for the owners of the affected products to perform a review and remedy if necessary. ILM includes sandboxing functionality which allows you to compare substituting one benchmark for another (e.g. on a fund) and see the impact of such scenarios. If you are an administrator, ILM can be used as the repository for the supporting documentation released with each benchmark such as the Benchmark Statement and Compliance Statements.

Index License Spend

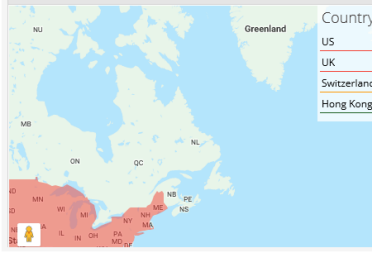
Created by Sam Rushton on January 27th 2017, 3:11pm



Total Index Fees by Product Type



Index License Fee Heatmap



Funds, Benchmark Reg Class AUM (EUR)

	Critical	Non-Significant	Significant	Grand Total
AMEX ECO (The WilderHill Clean Energy Index) (USD, Price Return)			105000000.00	105000000.00
MDSL AM Clean Energy Fund			105000000.00	105000000.00
DAX Subsector Renewable Energy Performance (EUR, Total Gross Return)		105000000.00		105000000.00
MDSL AM Clean Energy Fund		105000000.00		105000000.00
FTSE 4 Good UK 50 (GBP, Price Return)		200000000.00		200000000.00
MDSL AI FTSE 4 Good UK 50 Tracker Fund		200000000.00		200000000.00
FTSE 100 (GBP, Price Return)	55000000.00			55000000.00
MDSL AI FTSE 100 Tracker Fund	55000000.00			55000000.00
MSCI SWITZERLAND EUR GrsTR			200000000.00	200000000.00
MDSL AM Switzerland Growth Fund (MSCI)			200000000.00	200000000.00
MSCI UNITED KINGDOM LARGE GROWTH USD GrsTR		80000000.00		80000000.00
MDSL AM UK Large Cap Fund (MSCI)		80000000.00		80000000.00
MSCI WRLD/TELECOM SVC USD GrsTR		100000000.00		100000000.00
MDSL AM Global Telecom Fund (MSCI)		100000000.00		100000000.00
Nasdaq Clean Edge Green Energy (USD, Total Gross Return)			105000000.00	105000000.00
MDSL AM Clean Energy Fund			105000000.00	105000000.00
Nasdaq Composite (USD, Total Gross Return)	105000000.00			105000000.00
MDSL AM Americas Manufacturing Momentum Fund Class A shares (NASDAQ OMX)	50000000.00			50000000.00
MDSL AM Americas Manufacturing Momentum Fund Class B shares (NASDAQ OMX)	100000000.00			100000000.00

FEATURES SUMMARY

- Inventory tool tracks the allocation of the benchmark to the product(s) using the benchmark (e.g. fund, structured product).
- Catalogue of benchmarks used, including key attributes per benchmark:
 - BMR Classification: Benchmark as Critical, Significant or Non-Significant.
 - BMR Role: Administrator, Contributor, User
 - BMR Authorisation status of the benchmark provider (Art. 29)
 - Uploading and management of Benchmark Statements (Art. 27)
 - Secondary /substitute benchmark selection (e.g. in the event of cessation. Art 28)
 - BMR Regulatory Competent Authority
 - BMR Regime Classification (Interest Rate, Commodity, Regulated Data etc)
- Export benchmarks and administrator statuses to external systems
- Task Management
- AUM/NV Reporting by product (e.g. fund, structured product)
- Audit reporting.



Reach out for more information:

+44 (0)1892 545353 | www.mdsl.com

For a demonstration visit mdsl.com/request-demo