

Fig. 3000

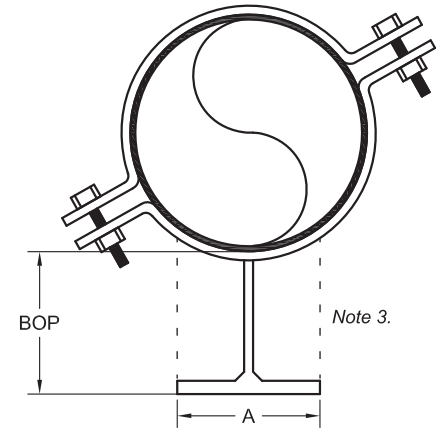
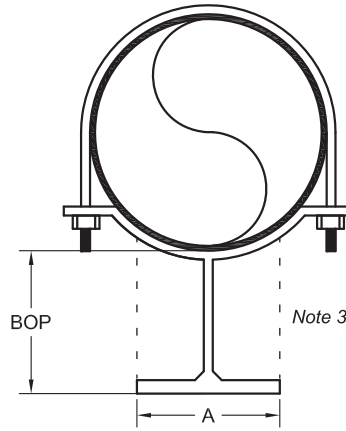
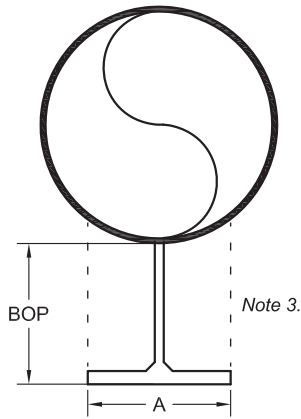
Fig. 3010

See Note 6.


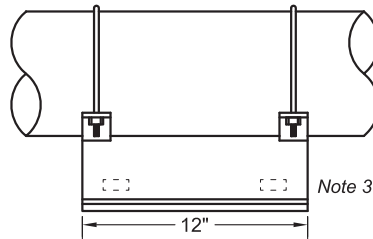
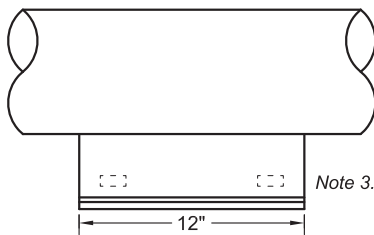
Fig. 3020

Clamp is Anvil Fig. 212 Equiv.

Front view:




Side view:



NPS	BOP	"A"	LENGTH	MEMBER
3/4 - 6	4	4	12	WT4x6.5
8 - 12	4	6.5	12	WT4x12

Notes & Specifications:

1. Standard BOP dimension is 4". Custom dimensions available upon request.
2. Standard length dimension is 12". Custom length available upon request.
3. Banding Slots & End Plates optional. Available upon request.
4. Material is A36 CS HDG. Different finishes available upon request.
5. Maximum operating temperature is 450° F.
6. U-Bolt can be supplied as Coated APP ProTek U-Bolt upon request.

CUSTOMER DATE: CO NAME: CONTACT: TEL. NO. E-MAIL: RFQ: PO: REF:	DWN.	DATE	5/26/15	 5611 Guhn Road Houston TX, 77040 Tel. 713-956-2922 Fax 713-956-4090 www.appmfg.com			
	CHK.						
	ENG.						
	APPR.						
	MFG.		APP				
	SO.						
				DWG DESCRIPTION	T-Slide Metallic Pipe Shoes		
					Figure # - NPS - BOP - Length - Slots (Y/N) - End Plates (Y/N)		
				SIZE	A	REV.	0
				SCALE	None	SHEET	1 OF 1
				NEXT ASSY	QTY		