

Using the Standard Application Online with an Advisor

How to Use the Standard Application Online with an Advisor

This tutorial is for students who plan to work with an advisor. Your advisor can be your placement director at your school or an educational consultant.

1. Please choose "Create an account on SSAT.org" if you do not already have an account.
2. Please choose Start an application if you have not already started your SAO. You must start your application, and choose a school to apply to, in order to add an advisor.
3. Choose "I want to add my advisor" if you already have an account and started your application.

Step-by-Step

Create an account on ssat.org

Apply to Schools

Start an application

Click here to jump to page 11

Add an Advisor

I want to add my advisor

Click here to jump to page 14



Create a Student Account

- Click on the [Login](#) link at the top right of the screen on www.ssat.org.
- Click on "Sign up for a Parent/Guardian and Student Account."

The
Enrollment
Management
Association

Sign in

Username

[Forgot Username?](#)

Password

[Forgot Password?](#)

Remember Me

Sign in

Create an Account



Sign up for a Parent/Guardian and Student Account

If you do not have a parent or student account, please [click here](#).



**Membership Application for The Enrollment
Management Association**

The
SSAT



Create a SSAT.org Account

In order to utilize the Standard Application Online and/or register for the SSAT test please complete the full biographical section. This is a sample of the first page of the biographical questions:

The **SSAT** [Login / Register](#)

Create SSAT.org Accounts * Required

Parent/Guardian

Prefix	First Name *	Initial	Last Name *	Suffix
<input type="text" value="Select"/>	<input type="text"/>	<input type="text"/>	<input type="text"/>	<input type="text"/>

Primary Phone Number *		Secondary Phone Number	
<input type="text" value="555-555-5555"/>	<input type="text" value="Select"/>	<input type="text" value="555-555-5555"/>	<input type="text" value="Select"/>

Parent/Guardian Address Line 1 *

Parent/Guardian Address Line 2

Parent/Guardian Address Line 3

Create a SSAT.org Account

Before completing your biographical, you will be asked to create a username and password for your account. Be sure to save your username and password for your records.

Create a username and password to log in as a parent or guardian to manage your student's account.

Parent/Guardian Email Address *

Required

Parent Username * (You can use your email address)

Required

Create Password *

Required


Confirm Password *

Confirm Password should match with Password.



Create a SSAT.org Account

Next you will add your child, who will take the SSAT or apply to a school using the Standard Application Online



Student #1

Hide ^

Creating an account for your student will allow them to access SSAT Practice Online, add information to their Standard Application Online, and view test results.

First Name *

Middle Name

Last Name *

Suffix

Current Grade *


Current School Type *

Interested In * (Select all that apply)

Day School Boarding School

Date Of Birth *

Ex: 03/14/2006

Gender * 

Ethnicity *

Native Language *

If you don't find yours, add it in the box.



Create a SSAT.org Account

If you want to create a separate password for your child, you can do so here:

Create a username for your student

Your student can log in to access SSAT Practice, Standard Application Online and more.

Student's Username *

Create Password *

Your password must be at least 7 characters long and contain a special character like \$. This is the password you can share with your student so they can gain access to their account.

Confirm Password *

• Click the Yes check box to hear from schools

Opt-In to Receive Admissions Materials from Member Schools

By checking the box below, you (parent/guardian) agree to share your address, contact email, as well as Test's grade, gender, and boarding and/or day school preference with The Enrollment Management Association's member schools. By participating in this service, you will receive admission materials tailored to Test's grade, gender and boarding/day preferences. The mailings may also contain information about school fairs, open houses, and scholarships.

Yes, I agree to receive information from members schools.

• Multiple students applying? You can add a child

If you have another student needing access to ssat.org, please add them now.

[+ Add another student](#)

The
SSAT



Create a SSAT.org Account

Agree to terms and conditions by clicking the box indicating “Yes, I agree to these terms and conditions”, then click the orange “Register” button.

Terms and Conditions

Please read through the entire terms and conditions and check that you agree to register.

THIS PARENT/GUARDIAN CONSENT FORM is being presented for consideration by the parent or legal guardian (referred to as "Parent/Guardian" or as "You") of a child under the age of 18 ("Child") for whom the Parent/Guardian would like to register to receive and make use of assessment and application services offered by The Enrollment Management Association. In order to register a Child to participate in The Enrollment Management Association's assessments and/or use any services offered by or through The Enrollment Management Association, the Child's Parent/Guardian must complete this Consent Form online. You may register and provide consent for more than one Child at a time to participate in The Enrollment Management Association's assessments and/or use any services offered by or through The Enrollment Management Association, so long as You are the Parent or Guardian of each Child registered. If You are registering more than one Child, this Consent Form and all Terms and Conditions set forth below apply to each and every Child that you register.

Yes, I agree to these terms and conditions. *

Register



Create a SSAT.org Account

Once you have successfully created your account, you will see this screen. You can now "Sign in to your Account".



Accounts Successfully Created!



Please print this information to save for your records or view this info under Edit Account.

Name	Role	Username	Password
Test Test	Parent	
Test Test	Student		

[Sign in to your Account](#)



Log In to your Account

After you click "Sign in to your Account", you will be directed to this Sign In page. Sign in to continue to the Standard Application Online or to register for the SSAT.

The Enrollment Management Association


Sign in

Username [Forgot Username?](#)

Password [Forgot Password?](#)

Remember Me

Create an Account



Sign up for a Parent/Guardian and Student Account

If you do not have a parent or student account, please [click here](#).




Click the Apply to Schools Icon

To start your application, click on the blue Apply to Schools box below.

The screenshot shows a student dashboard for 'The SSAT'. At the top, a yellow banner contains the text 'Test Test is the student you are managing.' and 'You are logged in as Test Test.' with arrows pointing to the respective text. Below the banner, the SSAT logo is on the left, and the user's name 'Student: Test Test' and navigation links 'Welcome, Test Test • Manage Account • Log Off' are on the right. A horizontal menu contains 'My Tests', 'Practice', 'Check Scores', 'Apply', 'Inquire', and 'Profile'. The main content area is titled 'What would you like to do?' and features six buttons: 'View My Tests', 'Practice for SSAT', 'Check Scores', 'Apply to Schools', 'Send an Inquiry', and 'Edit Profile'. The 'Apply to Schools' button is highlighted with a red border.

Start your application by choosing a school you want to apply to

Use the box below to Search for School by name or location. If the school name has an abbreviation like St. Pius, we recommend you search for "Pius", rather than St. Pius or Saint Pius. Choose the year you wish to apply for first.



The screenshot shows the SSAT application interface. At the top, there is a navigation bar with tabs: My Tests, Practice, Check Scores, Apply (highlighted), Inquire, and Profile. Below the navigation bar, there is a section titled "Working with a Community Based Organization (CBO)?" with an information icon, and links for "Add CBO Advisor" and "Help & Advice". The main content area features a large image of five diverse students smiling. Overlaid on this image is a search box titled "Get Started Applying to Independent Schools". The search box contains a "Start" dropdown menu set to "Fall 2018" and a search input field with the placeholder text "Search for School by name or location" and a magnifying glass icon. Below the search box, there is a four-step process flow:

- 1 Search and Add Schools
- 2 Complete your Profile
- 3 Fill Out Forms & Send Requests
- 4 Track Your Progress



Complete the school specific applicant questions

Once you choose the school you wish to apply to, please answer a few school specific questions. Example below:

My Tests	Practice	Check Scores	Apply	Inquire	Profile
----------	----------	--------------	-------	---------	---------

Notre Dame High School (NJ) ✔ Accepts the Standard Application Online

Tell us more information about your application for Notre Dame High School (NJ).

Which session do you want to start?


Only sessions that accept the SAO will be listed

Fall 2018

What grade are you applying to?

Select Grade

Repeating a grade? No Yes



601 Lawrence Road
Lawrenceville, NJ 08648
United States

Day School
Grades: 9-12
Coed School

[Visit School Website >](#)

Cancel



Add an Advisor

Once you add a school, your application page will be available to you. If you are working with a placement counselor at your school or an educational consultant, click on the blue "Add an Advisor" link.

The screenshot shows the SSAT application interface. At the top, there is a navigation bar with tabs for 'My Tests', 'Practice', 'Check Scores', 'Apply', 'Inquire', and 'Profile'. Below this, the 'Test's Applications' section is visible, with a dropdown for 'Fall 2018' and a search bar for schools. A tip suggests paying the fee early. A red box highlights a notification: 'Working with a placement counselor or educational consultant? Add an Advisor'. Below this, the application progress for 'Notre Dame High School (NJ)' is shown, including a 0% progress bar, a deadline of 31 Jan 2018, a \$50 application fee, and a 'Pay Fee' button. A progress indicator shows 1 school-specific item to complete. On the right, the 'Complete 2018 Standard App' section shows a 0% student profile completion with a 'Continue' button. At the bottom, a 'Complete Parent and Student Forms' section shows a 'Parent Statement' that is 'NOT STARTED' with a 'Start' button. A progress indicator at the bottom shows four steps: 1. Search and Add Schools, 2. Complete your Profile, 3. Fill Out Forms & Send Requests, and 4. Track Your Progress.




Add an Application Advisor

A pop-up window will open, and you can type your current school's name in the field, or your educational consultant in the field. Example below. You must also click the "acknowledge" button. Once you choose your school or consultant, the orange Add Advisor button will appear. Click Add Advisor to confirm your advisor.

Student: Test Test Welcome, Test Test • Manage Account • Log Off

Add an Application Advisor

If you are working with a placement counselor at your current school/organization or with an educational consultant, enter the school/organization/consultant's name here to allow them to assist you in managing and/or monitoring your applications.

Enter your school, organization or educational consultant 

I acknowledge that I waive my right to read the confidential teacher recommendation and school reports provided by the designated advisor. I also grant permission to my advisor to view and read any application form/s and or recommendation/s completed by me or my recommender.

Cancel Add Advisor



Advisor is now listed

To confirm that you have successfully chosen your advisor, your advisor will be listed on this page. To remove your advisor, click the blue "Remove" link.



The SSAT

Student: Test Test Welcome, Test Test • Manage Account • Log Off

My Tests Practice Check Scores **Apply** Inquire Profile


Test's Applications

Fall 2018 Search for School by name or location Help & Advice

2018

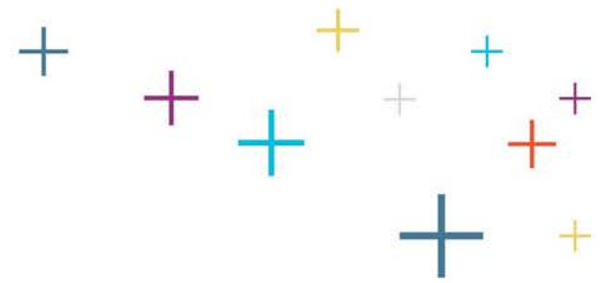
Tip: We recommend paying the fee early to show commitment to a school.

Advisor: Eaglebrook School [Remove](#)

 **Notre Dame High School (NJ)** 0%
Deadline: 31 Jan 2018
\$50 Application Fee
1 School specific item to complete [Pay Fee](#)

Complete 2018 Standard App
Expand school's details to show which forms are required for that school.
Profile completion required to pay fee & apply
Student Profile 0%





Need help with your application?
Contact Us!

www.ssat.org

Call: 609-683-4440

Email: info@ssat.org

Live Chat: <http://ssat.org/help-center>