

# Registering for The Character Skills Snapshot (non-SSAT)

The  
Enrollment  
Management  
Association



# Step 1: Create Parent/Guardian and Student Accounts on SSAT.org

The  
SSAT

+

Login / Register

## Create SSAT.org Accounts \* Required

---

### Parent/Guardian

Prefix \*

Select ▾

First Name \*

Initial

Last Name \*

Suffix

---

Primary Phone Number \*

555-555-5555

Select ▾

Secondary Phone Number

555-555-5555

Select ▾

Parent/Guardian Address Line 1 \*

Street Address


Parent/Guardian Address Line 2


Suite, Apartment or Building

Parent/Guardian Address Line 3

# Step 2: Log into your parent/guardian account and select “Character Skills Snapshot”

Click here.



Student: Stevie SSAT 

Welcome, Mom Smith • [Manage Account](#) • [Log Off](#)

SSAT Testing ▾

SSAT Practice ▾


SSAT Scores ▾

The Snapshot


Apply to Schools ▾

Webinars


My Profile




SSAT Testing




SSAT Practice




SSAT Scores




Character Skills Snapshot




Apply to Schools



My Profile



Send an Inquiry



Webinars


## Shortcuts

**Register for the SSAT**  
[Register Now](#)

**Print your Test Ticket**  
[Print Now](#)

**Apply to Schools**  
**ALL NEW!** The Standard Application Online (SAO) makes it easy to apply to schools.  
[Apply Now](#)

# Step 3: Pay for The Snapshot



Student: Student Example Welcome, Mom Example • [Manage Account](#) • [Log Off](#)

[SSAT Testing](#) [SSAT Practice](#) [SSAT Scores](#) [The Snapshot](#) [Apply to Schools](#) [Webinars](#) [My Profile](#)

## Character Skills Snapshot

[Back to Portal Home](#)

[The Character Skills Snapshot](#)[What to Expect and How to Take The Snapshot](#)[The 7 Character Skills](#)[Why A Student Should Take The Snapshot](#)[All About Results](#)[How an Online Tool Can Measure Character](#)



The Snapshot is an innovative online tool that measures a snapshot in time of a student's preferences toward seven character skills.

The Snapshot is free if your student is registered for the SSAT. Get started below:

1. Register for the SSAT or Purchase the Snapshot
2. Read and submit the Parental Consent form
3. Have Student log-in to take it

[Register for the SSAT](#)[Pay \\$35 to Take the Snapshot](#)

Want to know when your results will be released? [See our Report Release Calendar](#)



If your student will not take the SSAT, to access The Snapshot you will be asked to pay the \$35 fee.

# Step 4: Submit Payment

The  
SSAT

Student: Ash Reitman

Welcome, Sandy Reitman • [Manage Account](#) • [Log Off](#)

SSAT Testing

SSAT Practice

SSAT Scores

The Snapshot

Apply to Schools

My Profile

## REVIEW AND PAY

### Your Basket

Item	Quantity	Price
Snapshot Fee	1	35.00
Total		\$35.00

### Fee Waiver Code

If you have a fee waiver code, please enter in the box below.

### Billing Address

The card holder's name and address

First Name

Last Name

Address

74 butler st

City

brooklyn

# Step 5: Read & Submit the Consent Form

[SSAT Testing](#) [SSAT Practice](#) [SSAT Scores](#) **The Snapshot** [Apply to Schools](#) [Webinars](#) [My Profile](#)

## Character Skills Snapshot

[Back to Portal Home](#)

**The Character Skills Snapshot**

[What to Expect and How to Take The Snapshot](#)

[The 7 Character Skills](#)

[Why A Student Should Take The Snapshot](#)

[All About Results](#)

[How an Online Tool Can Measure Character](#)

The Snapshot is an innovative online tool that measures a snapshot in time of a student's preferences toward seven character skills.

[View Example Report](#)

The Snapshot is free if your student is registered for the SSAT. Get started below:

1. Read and submit the Parental Consent form
2. Have Stevie log-in to take it

[Read & Submit Consent Form](#)

If taken today, results will be available on: Dec 12

Want to know when your results will be released? [See our Report Release Calendar](#)

Click to read and submit the consent form.

# Step 6: Review and Agree to The Snapshot Agreement

[Back to Portal Home](#)

The Character Skills  
Snapshot

[What to Expect and  
How to Take The  
Snapshot](#)

[The 7 Character Skills](#)

[Why A Student Should  
Take The Snapshot](#)

[All About Results](#)

[How an Online Tool  
Can Measure  
Character](#)

## Please Review and Submit the Parent Consent

In order for your child to take The Snapshot we need your permission. Please confirm your student's full name and current grade, read through the entire agreement and provide a digital signature to consent.

### Confirm your Student's Information

Student's Full Name

Stevie SSAT

Student's Current Grade

Current grade

### Review The Snapshot Agreement

The Snapshot Candidate Agreement (the "Agreement") sets forth the terms and conditions under which the Enrollment Management Association (the "Association") will allow a parent or legal guardian of a student to register the student to take the Character Skills Snapshot assessment (the "Snapshot"), and allow the student ("the "Candidate") to take the Snapshot. The Association requires that that the Candidate's parent or legal guardian acknowledge and accept the terms of this Agreement and read and explain it to the Candidate prior to the Candidate taking the Snapshot. The Snapshot is made available to Candidates exclusively under this Agreement, which constitutes a legally binding agreement between the Association, on the one hand, and Candidates and their parents or legal guardians, on the other hand. "You" as used in this Agreement refers to the parent or legal guardian of the Candidate.

In order to register the Candidate for the Snapshot, you must acknowledge and certify to the Association on behalf of yourself and the Candidate that you and the Candidate understand and accept the terms and conditions contained in this Agreement. At the time the Candidate takes the Snapshot, the Candidate will be required to electronically verify understanding and agree to the Student Integrity Statement. The Candidate will not be permitted to take the Snapshot if he or she does not agree to the verification prior to starting your scheduled assessment. In addition, at the time you register

**Important: You need to scroll through the entire agreement before you can continue.**

### Digital Signature

☐ By checking this box and typing my name in the box below, I consent to my child participating in The Character Skills Snapshot and agree to The Snapshot Candidate Agreement

Parent/Guardian's Printed Name

Submit Consent

[Cancel](#)

1. Confirm your student's name and current grade.
2. Review the agreement (you must scroll through the entire agreement).
3. Check the box confirming you have read the agreement and then type your name into the Digital Signature box.

# Step 7: Your Student Can Now Take The Snapshot!

Your student can now log in to their account and take The Snapshot. The Snapshot can only be taken via the student account.

SSAT Testing ▾ SSAT Practice ▾ SSAT Scores ▾ The Snapshot Apply to Schools ▾ Webinars

## Character Skills Snapshot

[← Back to Portal Home](#)

**The Character Skills Snapshot**

[What to Expect and How to Take The Snapshot](#)

[The 7 Character Skills](#)

[Why A Student Should Take The Snapshot](#)

[All About Results](#)

[How an Online Tool Can Measure Character](#)

The Snapshot is an innovative online tool that measures a snapshot in time of a student's preferences toward seven character skills.

**Stevie can now take the Character Skills Snapshot!**

Now it's time for Stevie to take the Snapshot. Please ask your child to sign in using their SSAT.org username and password.

[Log out and let Stevie log-in.](#)

Reminder: Their username is **StevieSmith**  
If taken today, results will be available on: **Dec 12, 2019.**

Want to know when your results will be released? [See our Report Release Calendar](#)

[View Example Report](#)