



THE 2018

HubSpot Growth Platform ROI Report



North America



RESULTS

Our analysis determined the following key takeaways:

- **Attracting Site Visitors**

Customers reached **2.1** times more visitors per month within 1 year.

- **Converting Visitors to Leads**

Customers reached **2.5** times more leads per month within 1 year.

- **Turning Leads into Customers**

57.3% of customers who responded to the survey saw an increase in sales revenue, **45%** within 6 months of using HubSpot. **70%** of the customers saw an increase in lead to customer conversion rate.

RESULTS

HAPPIER
MARKETERS

94%

of growth stack users agreed HubSpot has helped them achieve their growth goals.

HAPPIER
SALES REPS

60%

of HubSpot customers have recognized better quality leads with HubSpot.

HAPPIER
CUSTOMERS

33%

of customers have seen an increase in their customers' satisfaction.

HubSpot customers of all sizes saw significant increases in site traffic and lead conversion rates. The following tables break the data down by customer groups.

GAINS IN ATTRACTING WEBSITE VISITORS

After active use of HubSpot for...

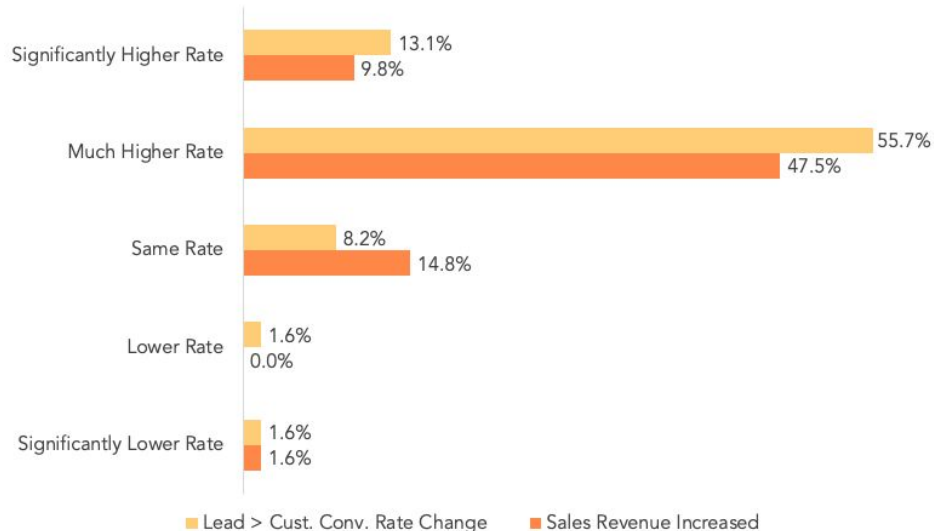
| <u>Customer Group</u> | <u>3mo</u> | <u>6mo</u> | <u>1yr</u> |
|-----------------------|------------|------------|------------|
| North America | 1.5x | 1.7x | 2.0x |
| <u>Overall</u> | | | |
| 0-499 visitors | NA | 9.0x | 2.0x |
| 500-2,499 visitors | 1.0x | 1.4x | 1.6x |
| 2,499-9,999 visitors | 1.0x | 1.3x | 1.4x |
| 10,000+ visitors | 1.0x | 1.0x | 1.3x |

GAINS IN LEADS

After active use of HubSpot for...

| <u>Company Size</u> | <u>3mo</u> | <u>6mo</u> | <u>1yr</u> |
|---------------------|------------|------------|------------|
| 1 to 5 employees | 2.0x | 3.7x | 6.2x |
| 6 to 10 employees | 1.5x | 1.7x | 2.1x |
| 11 to 25 employees | 1.9x | 2.8x | 4.2x |
| 26 to 50 employees | 1.4x | 1.8x | 2.9x |
| 51 to 200 employees | 1.5x | 1.7x | 2.9x |
| 200+ employees | 1.5x | 1.8x | 2.3x |

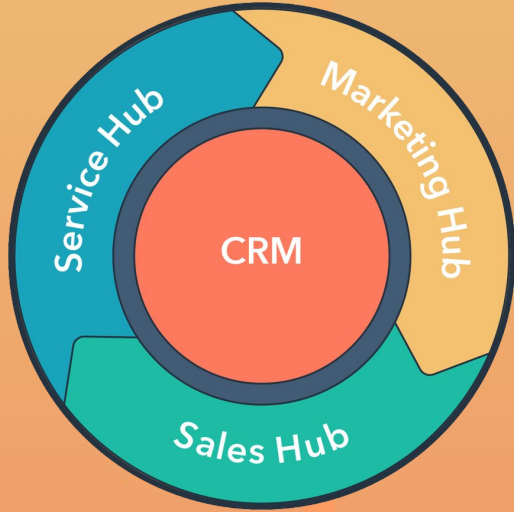
INCREASES IN LEAD TO CUSTOMER RATE AND SALES REVENUE SINCE USING HUBSPOT



This study indicates that customers across various segments see a significant increase in their growth metrics.

HubSpot's products have consistently provided a quick and high return on investment for a large majority of its customers. Find the full ROI report, with more stats and customer testimonials, at www.hubspot.com/roi.





EMEA



RESULTS

HAPPIER
MARKETERS

80%

of growth stack users agreed HubSpot has helped them achieve their growth goals.

HAPPIER
SALES REPS

71%

of HubSpot customers have recognized better quality leads with HubSpot.

HAPPIER
CUSTOMERS

40%

of customers have seen an increase in their customers' satisfaction.

HubSpot customers of all sizes saw significant increases in site traffic and lead conversion rates. The following tables break the data down by customer groups.

GAINS IN ATTRACTING WEBSITE VISITORS

After active use of HubSpot for...

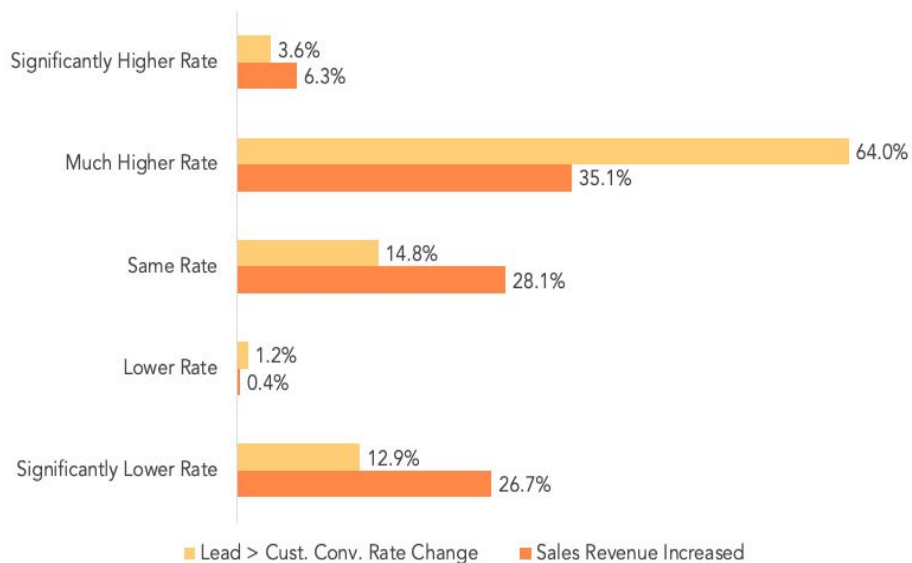
| <u>Customer Group</u> | <u>3mo</u> | <u>6mo</u> | <u>1yr</u> |
|-----------------------|------------|------------|------------|
| EMEA | 1.4x | 1.6x | 1.9x |
| <u>Overall</u> | | | |
| 0-499 visitors | NA | 9.0x | 2.0x |
| 500-2,499 visitors | 1.0x | 1.4x | 1.6x |
| 2,499-9,999 visitors | 1.0x | 1.3x | 1.4x |
| 10,000+ visitors | 1.0x | 1.0x | 1.3x |

GAINS IN LEADS

After active use of HubSpot for...

| <u>Company Size</u> | <u>3mo</u> | <u>6mo</u> | <u>1yr</u> |
|---------------------|------------|------------|------------|
| 1 to 5 employees | 3.5x | 9.5x | 13.3x |
| 6 to 10 employees | 1.7x | 2.1x | 3.1x |
| 11 to 25 employees | 4.1x | 5.0x | 6.4x |
| 26 to 50 employees | 1.3x | 1.8x | 2.9x |
| 51 to 200 employees | 1.3x | 1.5x | 1.8x |
| 200+ employees | 1.3x | 1.5x | 2.0x |

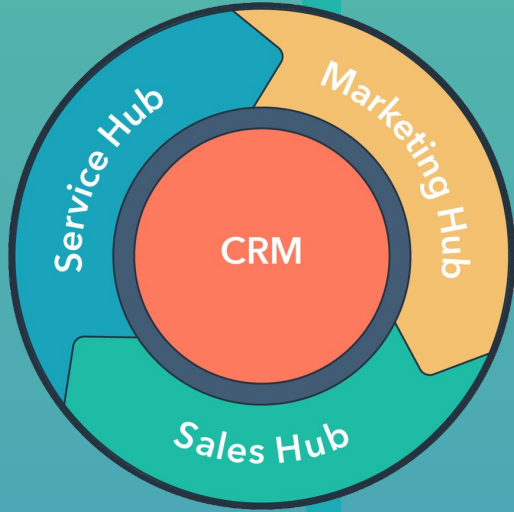
INCREASES IN LEAD TO CUSTOMER RATE AND SALES REVENUE SINCE USING HUBSPOT



This study indicates that customers across various segments see a significant increase in their growth metrics.

HubSpot's products have consistently provided a quick and high return on investment for a large majority of its customers. Find the full ROI report, with more stats and customer testimonials, at www.hubspot.com/roi.





APAC



RESULTS

HAPPIER
MARKETERS

43%

of growth stack users agreed HubSpot has helped them achieve their growth goals.

HAPPIER
SALES REPS

45%

of HubSpot customers have recognized better quality leads with HubSpot.

HAPPIER
CUSTOMERS

12%

of customers have seen an increase in their customers' satisfaction.

HubSpot customers of all sizes saw significant increases in site traffic and lead conversion rates. The following tables break the data down by customer groups.

GAINS IN ATTRACTING WEBSITE VISITORS

After active use of HubSpot for...

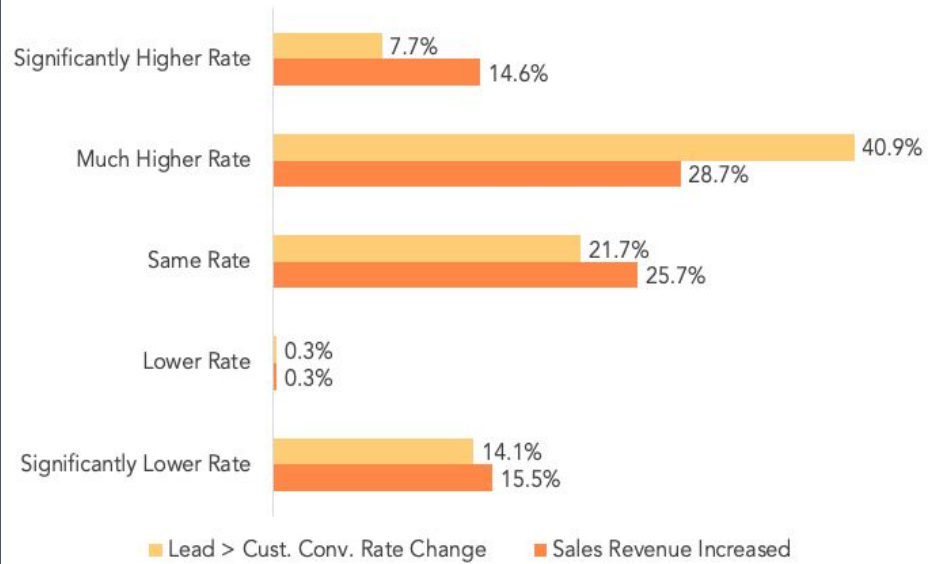
| <u>Customer Group</u> | <u>3mo</u> | <u>6mo</u> | <u>1yr</u> |
|-----------------------|------------|------------|------------|
| APAC | 1.5x | 1.6x | 2.0x |
| <u>Overall</u> | | | |
| 0-499 visitors | NA | 9.0x | 2.0x |
| 500-2,499 visitors | 1.0x | 1.4x | 1.6x |
| 2,499-9,999 visitors | 1.0x | 1.3x | 1.4x |
| 10,000+ visitors | 1.0x | 1.0x | 1.3x |

GAINS IN LEADS

After active use of HubSpot for...

| <u>Company Size</u> | <u>3mo</u> | <u>6mo</u> | <u>1yr</u> |
|---------------------|------------|------------|------------|
| 1 to 5 employees | 2.3x | 2.9x | 4.6x |
| 6 to 10 employees | 1.8x | 2.4x | 3.2x |
| 11 to 25 employees | 2.2x | 3.0x | 3.9x |
| 26 to 50 employees | 1.9x | 2.9x | 5.6x |
| 51 to 200 employees | 2.0x | 2.2x | 3.4x |

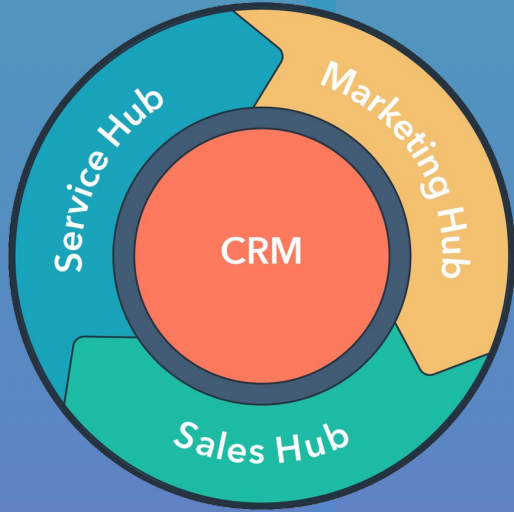
INCREASES IN LEAD TO CUSTOMER RATE AND SALES REVENUE SINCE USING HUBSPOT



This study indicates that customers across various segments see a significant increase in their growth metrics.

HubSpot's products have consistently provided a quick and high return on investment for a large majority of its customers. Find the full ROI report, with more stats and customer testimonials, at www.hubspot.com/roi.





U.K.



RESULTS

HAPPIER
MARKETERS

54%

of growth stack users agreed HubSpot has helped them achieve their growth goals.

HAPPIER
SALES REPS

65%

of HubSpot customers have recognized better quality leads with HubSpot.

HAPPIER
CUSTOMERS

30%

of customers have seen an increase in their customers' satisfaction.

HubSpot customers of all sizes saw significant increases in site traffic and lead conversion rates. The following tables break the data down by customer groups.

GAINS IN ATTRACTING WEBSITE VISITORS

After active use of HubSpot for...

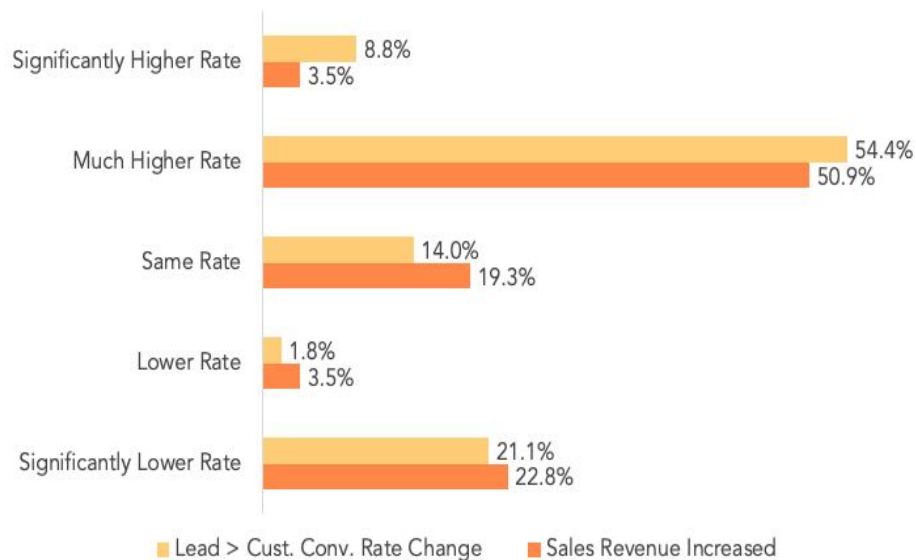
| <u>Customer Group</u> | <u>3mo</u> | <u>6mo</u> | <u>1yr</u> |
|-----------------------|------------|------------|------------|
| U.K. | 1.4x | 1.7x | 1.9x |
| <u>Overall</u> | | | |
| 0-499 visitors | NA | 9.0x | 2.0x |
| 500-2,499 visitors | 1.0x | 1.4x | 1.6x |
| 2,499-9,999 visitors | 1.0x | 1.3x | 1.4x |
| 10,000+ visitors | 1.0x | 1.0x | 1.3x |

GAINS IN LEADS

After active use of HubSpot for...

| <u>Company Size</u> | <u>3mo</u> | <u>6mo</u> | <u>1yr</u> |
|---------------------|------------|------------|------------|
| 1 to 5 employees | 1.7x | 2.9x | 4.1x |
| 6 to 10 employees | 1.1x | 1.5x | 1.9x |
| 11 to 25 employees | 1.8x | 2.6x | 4.5x |
| 26 to 50 employees | 1.2x | 1.7x | 2.3x |
| 51 to 200 employees | 1.7x | 1.8x | 2.2x |
| 200+ employees | 1.4x | 1.5x | 1.2x |

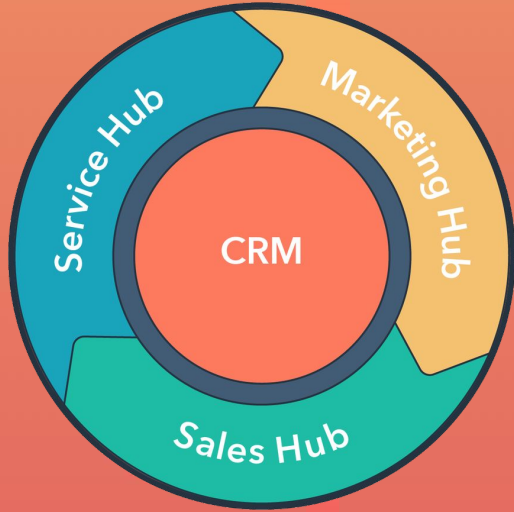
INCREASES IN LEAD TO CUSTOMER RATE AND SALES REVENUE SINCE USING HUBSPOT



This study indicates that customers across various segments see a significant increase in their growth metrics.

HubSpot's products have consistently provided a quick and high return on investment for a large majority of its customers. Find the full ROI report, with more stats and customer testimonials, at www.hubspot.com/roi.





Germany



RESULTS

HAPPIER
MARKETERS

66%

of growth stack users agreed HubSpot has helped them achieve their growth goals.

HAPPIER
SALES REPS

80%

of HubSpot customers have recognized better quality leads with HubSpot.

HAPPIER
CUSTOMERS

40%

of customers have seen an increase in their customers' satisfaction.

HubSpot customers of all sizes saw significant increases in site traffic and lead conversion rates. The following tables break the data down by customer groups.

GAINS IN ATTRACTING WEBSITE VISITORS

After active use of HubSpot for...

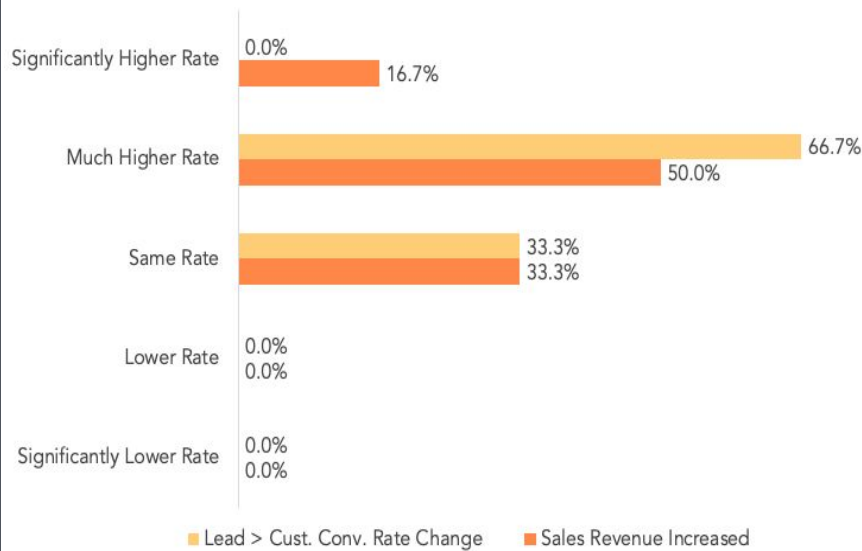
| <u>Customer Group</u> | <u>6mo</u> | <u>1yr</u> | <u>2yr</u> |
|-----------------------|------------|------------|------------|
| Germany | 1.2x | 1.5x | 1.7x |
| <u>Overall</u> | | | |
| 0-499 visitors | NA | 9.0x | 2.0x |
| 500-2,499 visitors | 1.0x | 1.4x | 1.6x |
| 2,499-9,999 visitors | 1.0x | 1.3x | 1.4x |
| 10,000+ visitors | 1.0x | 1.0x | 1.3x |

GAINS IN LEADS

After active use of HubSpot for...

| <u>Months</u> | <u>Lead Multiplier</u> |
|---------------|------------------------|
| 3 | 1.5x |
| 6 | 1.7x |
| 12 | 2.3x |

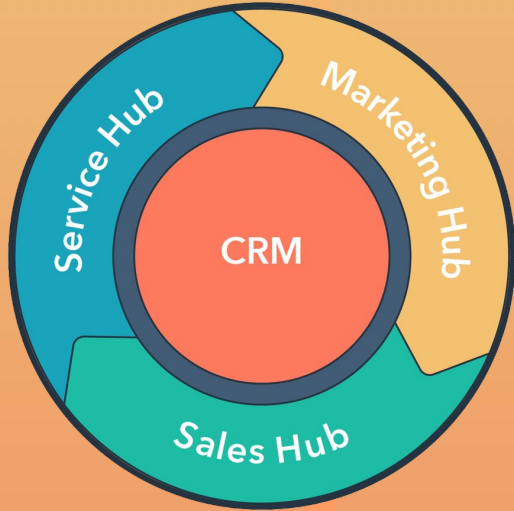
INCREASES IN LEAD TO CUSTOMER RATE AND SALES REVENUE SINCE USING HUBSPOT



This study indicates that customers across various segments see a significant increase in their growth metrics.

HubSpot's products have consistently provided a quick and high return on investment for a large majority of its customers. Find the full ROI report, with more stats and customer testimonials, at www.hubspot.com/roi.





Ireland



RESULTS

HAPPIER
MARKETERS

75%

of growth stack users agreed HubSpot has helped them achieve their growth goals.

HAPPIER
SALES REPS

100%

of HubSpot customers have recognized better quality leads with HubSpot.

HAPPIER
CUSTOMERS

100%

of customers have seen an increase in their customers' satisfaction.

HubSpot customers of all sizes saw significant increases in site traffic and lead conversion rates. The following tables break the data down by customer groups.

GAINS IN ATTRACTING WEBSITE VISITORS

After active use of HubSpot for...

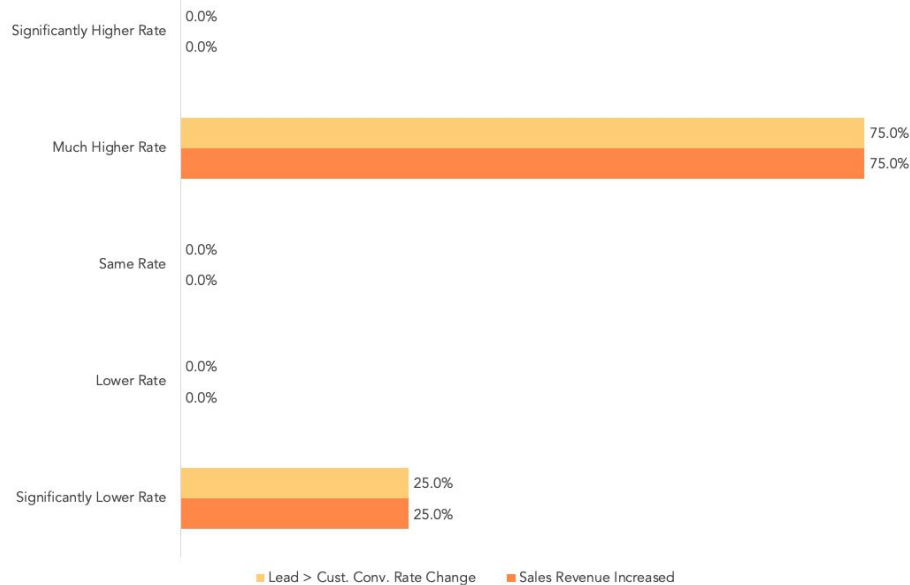
| <u>Customer Group</u> | <u>6mo</u> | <u>1yr</u> | <u>2yr</u> |
|-----------------------|------------|------------|------------|
| Ireland | 1.8x | 1.7x | 2.1x |
| <u>Overall</u> | | | |
| 0-499 visitors | NA | 9.0x | 2.0x |
| 500-2,499 visitors | 1.0x | 1.4x | 1.6x |
| 2,499-9,999 visitors | 1.0x | 1.3x | 1.4x |
| 10,000+ visitors | 1.0x | 1.0x | 1.3x |

GAINS IN LEADS

After active use of HubSpot for...

| <u>Months</u> | <u>Lead Multiplier</u> |
|---------------|------------------------|
| 3 | 1.2x |
| 6 | 1.8x |
| 12 | 2.6x |

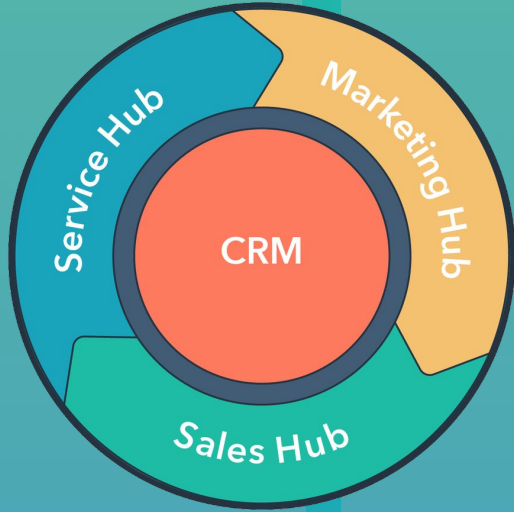
INCREASES IN LEAD TO CUSTOMER RATE AND SALES REVENUE SINCE USING HUBSPOT



This study indicates that customers across various segments see a significant increase in their growth metrics.

HubSpot's products have consistently provided a quick and high return on investment for a large majority of its customers. Find the full ROI report, with more stats and customer testimonials, at www.hubspot.com/roi.





LATAM



RESULTS

HAPPIER
MARKETERS

48%

of growth stack users agreed HubSpot has helped them achieve their growth goals.

HAPPIER
SALES REPS

57%

of HubSpot customers have recognized better quality leads with HubSpot.

HAPPIER
CUSTOMERS

37%

of customers have seen an increase in their customers' satisfaction.

HubSpot customers of all sizes saw significant increases in site traffic and lead conversion rates. The following tables break the data down by customer groups.

GAINS IN ATTRACTING WEBSITE VISITORS

After active use of HubSpot for...

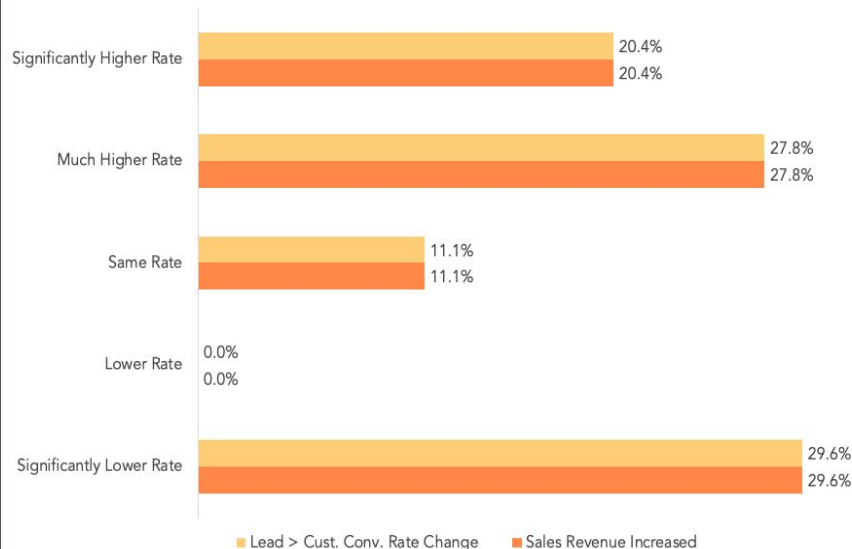
| <u>Customer Group</u> | <u>3mo</u> | <u>6mo</u> | <u>1yr</u> |
|-----------------------|------------|------------|------------|
| LATAM | 2.0x | 2.5x | 3.1x |
| <u>Overall</u> | | | |
| 0-499 visitors | NA | 9.0x | 2.0x |
| 500-2,499 visitors | 1.0x | 1.4x | 1.6x |
| 2,499-9,999 visitors | 1.0x | 1.3x | 1.4x |
| 10,000+ visitors | 1.0x | 1.0x | 1.3x |

GAINS IN LEADS

After active use of HubSpot for...

| <u>Company Size</u> | <u>3mo</u> | <u>6mo</u> | <u>1yr</u> |
|---------------------|------------|------------|------------|
| 1 to 5 employees | 4.1x | 7.6x | 12.9x |
| 5 to 50 employees | 2.8x | 6.0x | 9.0x |
| 50+ employees | 1.9x | 2.3x | 4.0x |

INCREASES IN LEAD TO CUSTOMER RATE AND SALES REVENUE SINCE USING HUBSPOT



This study indicates that customers across various segments see a significant increase in their growth metrics.

HubSpot's products have consistently provided a quick and high return on investment for a large majority of its customers. Find the full ROI report, with more stats and customer testimonials, at www.hubspot.com/roi.

