



## ingredients (for 16 squares)

1 ¼ cups broken pretzel sticks  
 1 cup rice cereal  
 ¾ cup M&M's or Smarties  
 ¼ cup peanuts  
 2 ½ cups mini marshmallows  
 ¼ cup butter  
 2 tbsp peanut butter  
 Margarine to grease baking tray

## materials (per child)

1 large microwavable safe bowl  
 1 medium bowl  
 1 large wooden spoon  
 1 teaspoon  
 1 tablespoon  
 greaseproof paper  
 22 x 22 cm cake tin



1. Break the pretzels and add to the medium bowl.

2. Add rice cereal, M&M's or Smarties, and peanuts, and mix well.

3. In the large bowl put the marshmallows, butter, and peanut butter.

4. Heat on medium/high heat in the microwave until melted. Be careful it will be hot.

5. Mix well and pour over the pretzel mixture.

6. Stir until all the pretzel mixture is well coated.

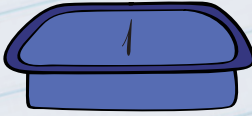
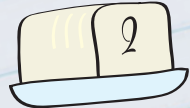

7. Grease cake tin with margarine.

8. Spoon mixture into the baking tray.

9. Spread evenly and press down with back of spoon. Then let cool for about 10 minutes until firm.

10. Cut into 16 squares.

11. Eat and enjoy!



→ Find the correct words.

