

# Today's special Easy chocolate fudge




## ingredients (per child)

450 g icing sugar  
 ½ cup butter  
 ½ cup cocoa powder  
 ¼ cup milk  
 ⅛ tsp salt (optional)  
 1 tsp vanilla  
 1 cup chopped walnuts (optional)

## materials (per child)

1 large microwave safe bowl  
 1 plate  
 1 big spoon  
 1 teaspoon  
 1 butter knife  
 baking paper  
 1 medium-sized square baking tray  
 1 spatula



1. Line the baking tray with baking paper.

2. Put all the ingredients (except for the butter) into a large microwave safe bowl, and mix well.


3. Place the butter on top of the other ingredients, without mixing.

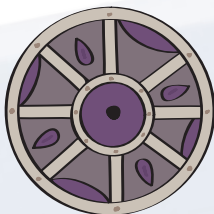
4. Heat in the microwave on medium-high heat until the butter is melted. This will take about 2 min.

5. If desired, add chopped walnuts and mix.

6. Use a spatula to pour the mixture into the cake tin. Put in the fridge for 30 minutes or until it is set.

7. Cut into squares.





→ Can you find 4 ingredients and 4 kitchen utensils used in this recipe?

i	k	a	s	a	l	t	p
r	n	e	n	i	m	b	l
p	i	s	c	o	c	o	a
n	f	a	c	m	i	w	t
k	e	n	r	s	y	l	e
r	a	s	u	g	a	r	e
s	p	o	o	n	c	h	o
l	m	b	u	t	t	e	r

