

Covert IED Suppression Antenna

20 MHz – 6000 MHz

Product Code: OMNI-A0082

SPECIFICATIONS:



Electrical:	OMNI-A0082
Frequency (band A)	20 – 200 MHz
Frequency (band B)	100 – 700 MHz
Frequency (band C)	500 – 3000 MHz
Frequency (band D)	800 – 6000 MHz
VSWR: band A	< 3.5:1
band B	< 3.0:1
band C	< 2.5:1
band D	< 3.5:1
(800 – 1000 MHz)	
band D	< 3.0:1
(1000 – 6000 MHz)	
Nominal input impedance	50 Ω
Connector	4 x N-type female
Feed power handling (band A)	200 W
Feed power handling (band B)	100 W
Feed power handling (band C)	50 W
Feed power handling (band D)	50 W
Gain	See graphs
Polarisation	Vertical
Isolation (port A to port B)	>14 dB
Isolation (other port combinations)	>14 dB
Mechanical:	
Dimensions (l x w x h)	1750 mm x 820 mm x 450 mm
Weight	30 kg
Mounting method	Clamps for vehicle roof luggage rails
Environmental: designed to meet the following specifications	
Wind survival	160 km/h (from front)
Temperature (operational)	- 31 °C to + 71 °C
Shock	40 G for 10 mS
Water ingress rating	IP 54

PRODUCT FEATURES:

- Visually disguised to avoid drawing attention to the vehicle
- Covers a 300:1 frequency range.
- Good VSWR and no elevation pattern break-up across the whole frequency range
- Overlaps between frequency bands for maximum flexibility

APPLICATIONS:

- RCIED signal suppression
- VIP-protection
- Convoy-protection
- Wideband frequency spectrum monitoring

PRODUCT DESCRIPTION:

The OMNI-A0082 is a covert, ultra-wideband antenna system designed for high-powered transmissions where signal suppression is required in applications like convoy protection, RCIED signals and VIP protection. It provides 4 separate antenna connections. Band A covers 20 to 200 MHz, band B covers 100 to 700 MHz, band C is a high-efficiency, wideband 500 to 3000 MHz antenna and band D covers 850 to 6000 MHz. The overlap in frequency ranges allows this antenna system to be used with a wide range of transmitters and signal suppression hardware. The OMNI-A0082 has an excellent omni-directional radiation pattern which provides 360° protection, and covers a 300:1 frequency range without significant elevation break-up. This ensures that maximum protection is available at all frequencies. The low visual profile avoids drawing attention to the vehicle on which it is fitted.

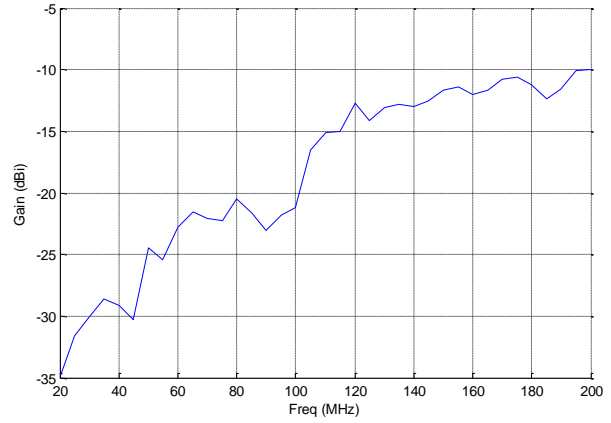
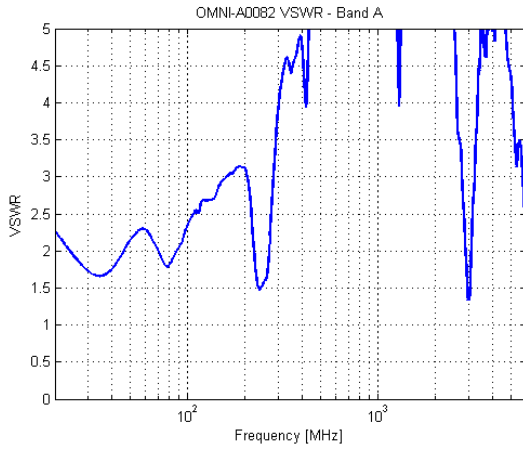
Covert IED Suppression Antenna

20 MHz – 6000 MHz

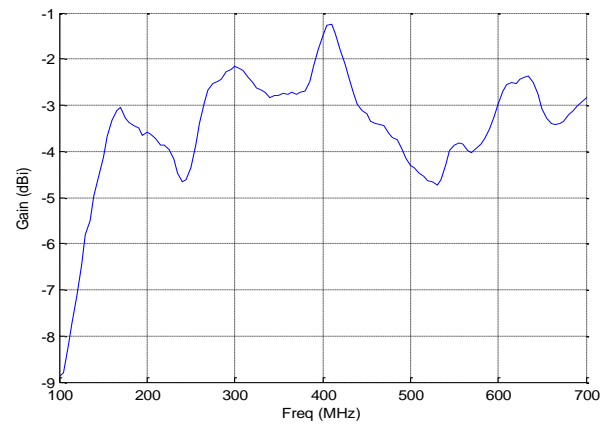
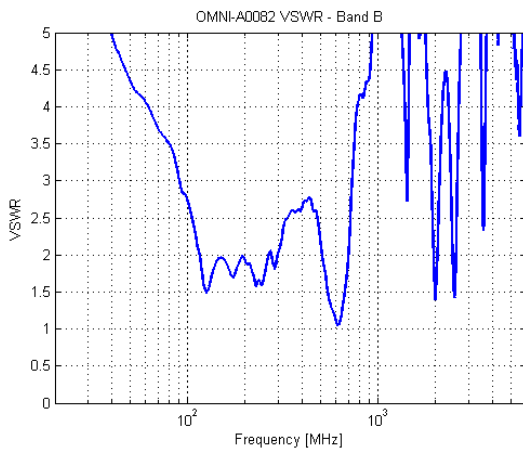
Product Code: OMNI-A0082

VERSION: 4.4

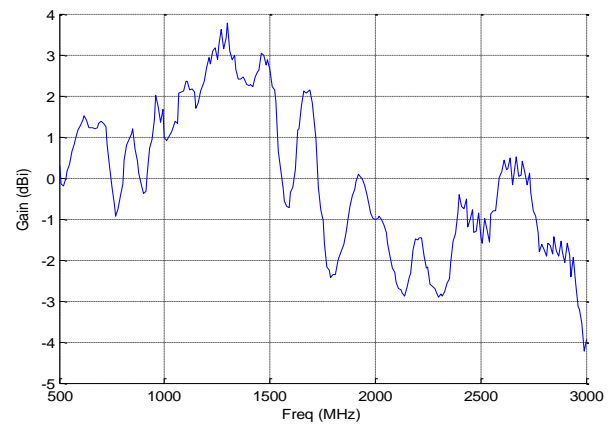
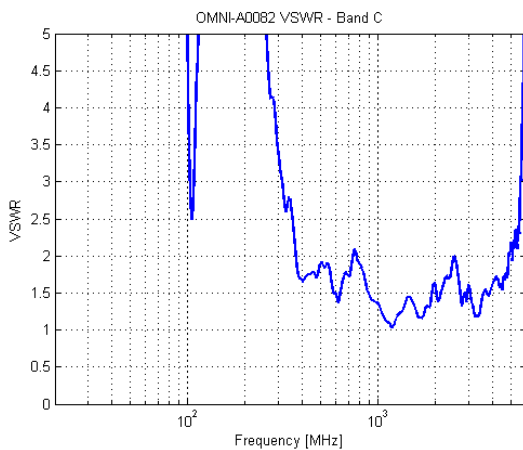
VSWR AND GAIN, BAND A (20 – 200 MHz):



VSWR AND GAIN, BAND B (100 – 700 MHz):



VSWR AND GAIN, BAND C (500 – 3000 MHz):



AUTHORIZED USA
DISTRIBUTION BY:

Cyntony Corporation
195 Follen Road
Lexington, Massachusetts
sales@cyntony.com
781-430-0675

cyntony
customer attuned

GAIN THE
ADVANTAGE

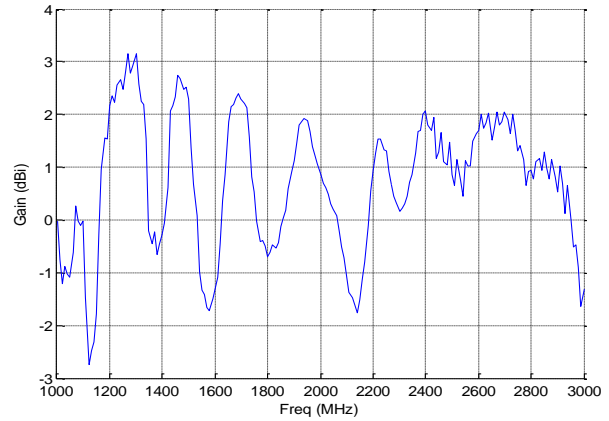
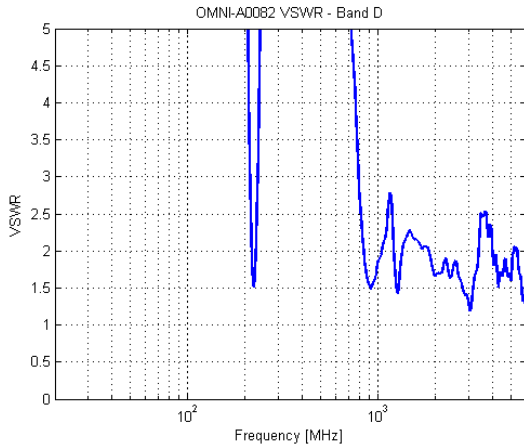
Covert IED Suppression Antenna

20 MHz – 6000 MHz

Product Code: OMNI-A0082

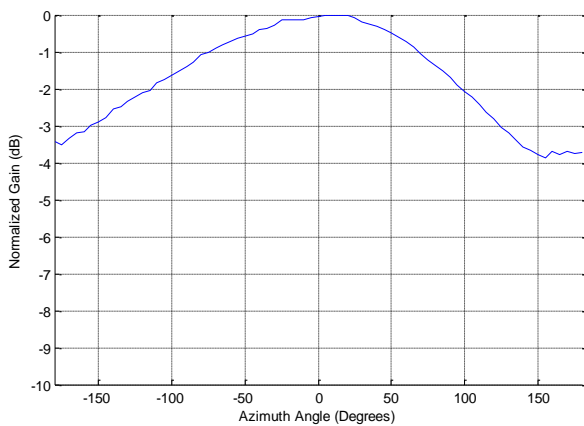
VERSION: 4.4

VSWR AND GAIN, BAND D (800 – 6000 MHz):

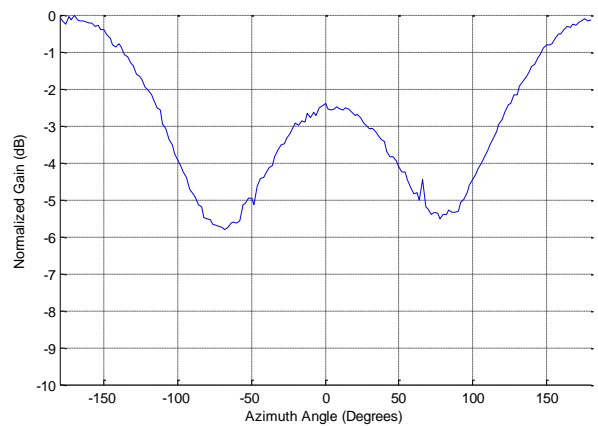


AZIMUTH PATTERNS:

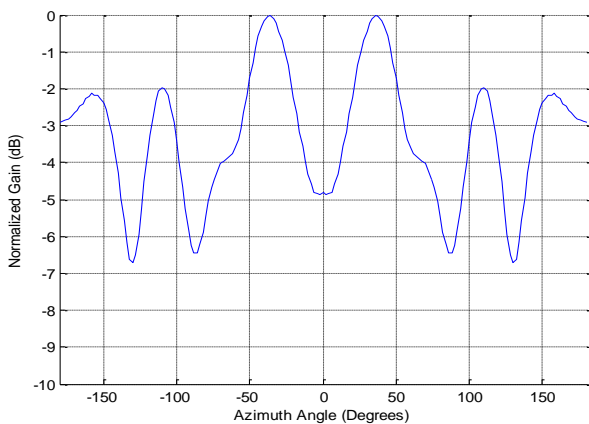
50 MHz (band A)



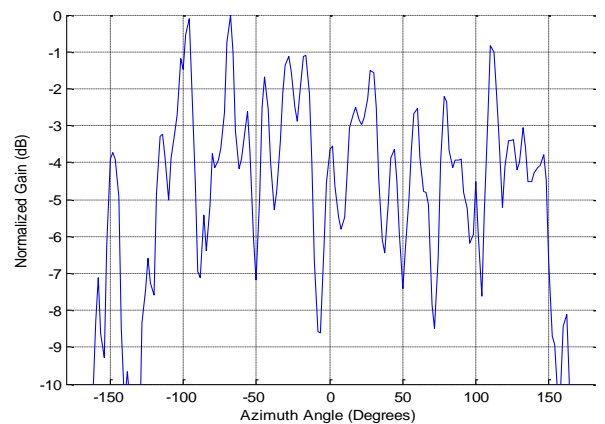
100 MHz (band B)



500 MHz (band C)



3 GHz (band D)



**AUTHORIZED USA
DISTRIBUTION BY:**

Cyntony Corporation
195 Follen Road
Lexington, Massachusetts
sales@cyntony.com
781-430-0675



**GAIN THE
ADVANTAGE**

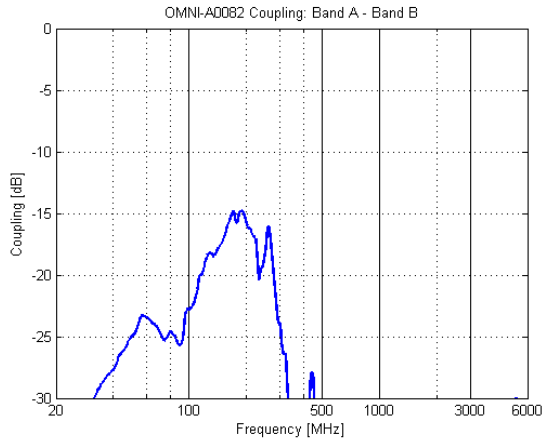
Covert IED Suppression Antenna

20 MHz – 6000 MHz

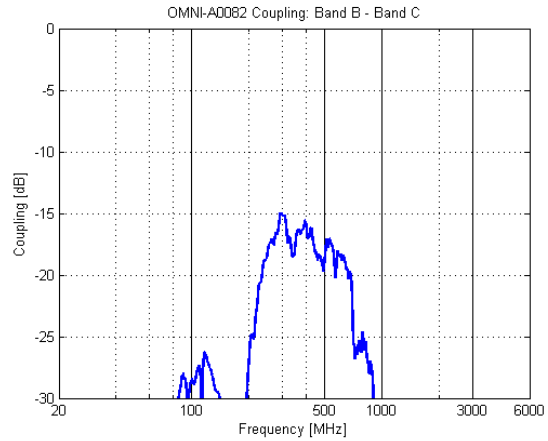
Product Code: OMNI-A0082

VERSION: 4.4

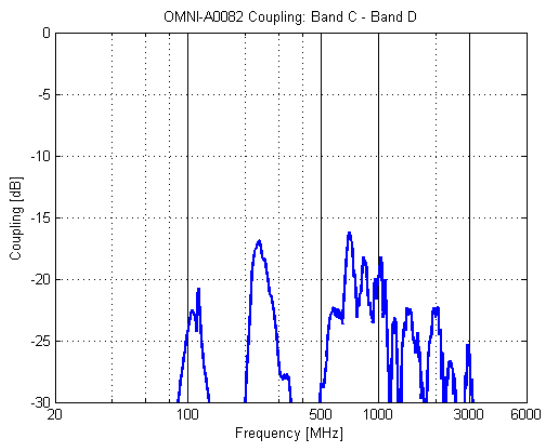
ISOLATION:



Isolation: band A to band B



Isolation: band B to band C



Isolation: band C to band D



**AUTHORIZED USA
DISTRIBUTION BY:**

Cyntony Corporation
195 Follen Road
Lexington, Massachusetts
sales@cyntony.com
781-430-0675



**GAIN THE
ADVANTAGE**


Covert IED Suppression Antenna

20 MHz – 6000 MHz

Product Code: OMNI-A0082

VERSION: 4.4

IMAGES:



**AUTHORIZED USA
DISTRIBUTION BY:**

Cyntony Corporation
195 Follen Road
Lexington, Massachusetts
sales@cyntony.com
781-430-0675

cyntony
customer attuned

**GAIN THE
ADVANTAGE**