

High Gain S-Band Omni

2.3 – 2.7 GHz

Product Code: OMNI-A0108

VERSION: 2.7

SPECIFICATIONS:



Product code:	
OMNI-A0108-01	N-type (M) connector
OMNI-A0108-02	TNC (M) connector
Electrical:	
Frequency range	2300 – 2700 MHz
VSWR	< 2:1
Nominal input impedance	50 Ω
Feed power handling	20 W
Gain (typical)	4.5 – 5 dBi
Gain (minimum)	4.5 dBi
Elevation 3 dB beamwidth	30° - 50°
Polarisation	Vertical
Azimuth ripple	±1 dB
Mechanical:	
Height	300 mm
Radome Diameter	22 mm
Total mass	100 g
Colour	Black
Mounting method	Direct to connector
Groundplane requirement	Groundplane independent
Environmental: designed to meet the following specifications	
Wind survival	100 km/h
Temperature (operational)	-31 °C to +51 °C
Temperature (storage)	-31 °C to +71 °C
Vibration	MIL-STD-167-1 type 1
Shock	20G / 10 mS X,Y,Z axes
Water and dust resistance	MIL-STD-820F (506.4)

PRODUCT FEATURES

- Collinear design gives better gain than dipole and monopole antennas
- Wideband
- Low VSWR across the band
- Rugged and lightweight

APPLICATIONS

- Wi-Fi and data communications

PRODUCT DESCRIPTION:

The OMNI-A0108 is a wideband, high gain omni-directional antenna for use in the 2.3 to 2.7 GHz frequency range at high-power levels up to 20 W.

The OMNI-A0108 utilizes a co-linear dipole array radiator with integrated balun, making it groundplane independent and suitable for use on any mounting platform, such as manpacks and mobile electronic devices. The radiator is mounted in the top half of the radome to mitigate radhaz. The antenna is designed and intended for use in extreme operational conditions.

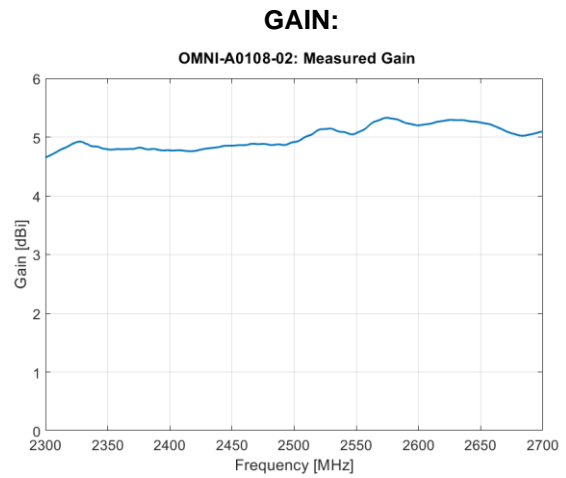
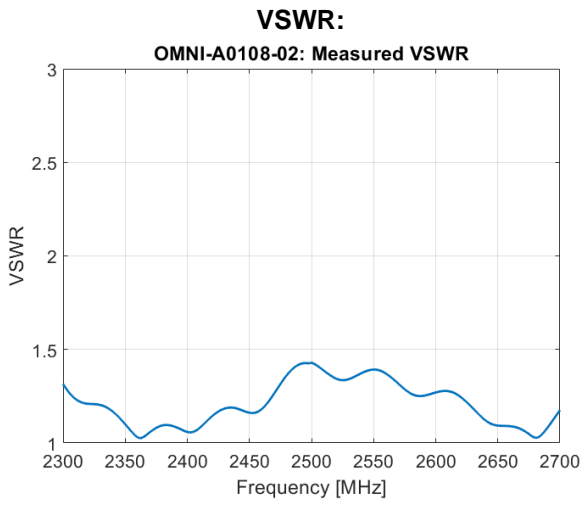
High Gain S-Band Omni

2.3 – 2.7 GHz

Product Code: OMNI-A0108

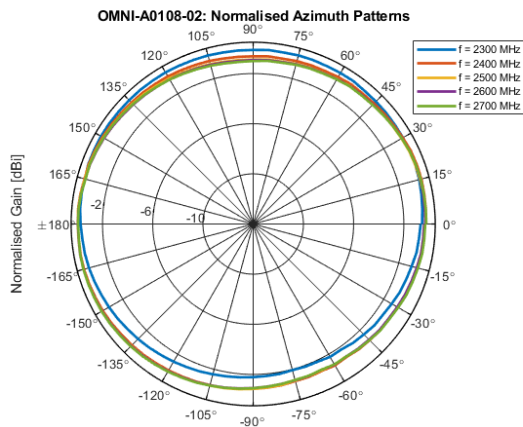
VERSION: 2.7

VSWR AND GAIN GRAPHS:

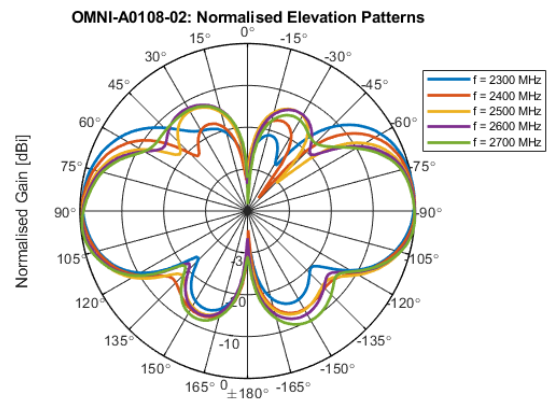


ANTENNA PATTERNS:

Azimuth (H-plane):



Elevation (E-plane):



AUTHORIZED USA DISTRIBUTION BY:

Cyntony Corporation
195 Follen Road
Lexington, Massachusetts
sales@cyntony.com
781-430-0675



GAIN THE ADVANTAGE