

DATE:  
October 1, 2019

PREPARED BY:

SECURITY PLAN PREPARED FOR:






FLOOR:  
12th Floor

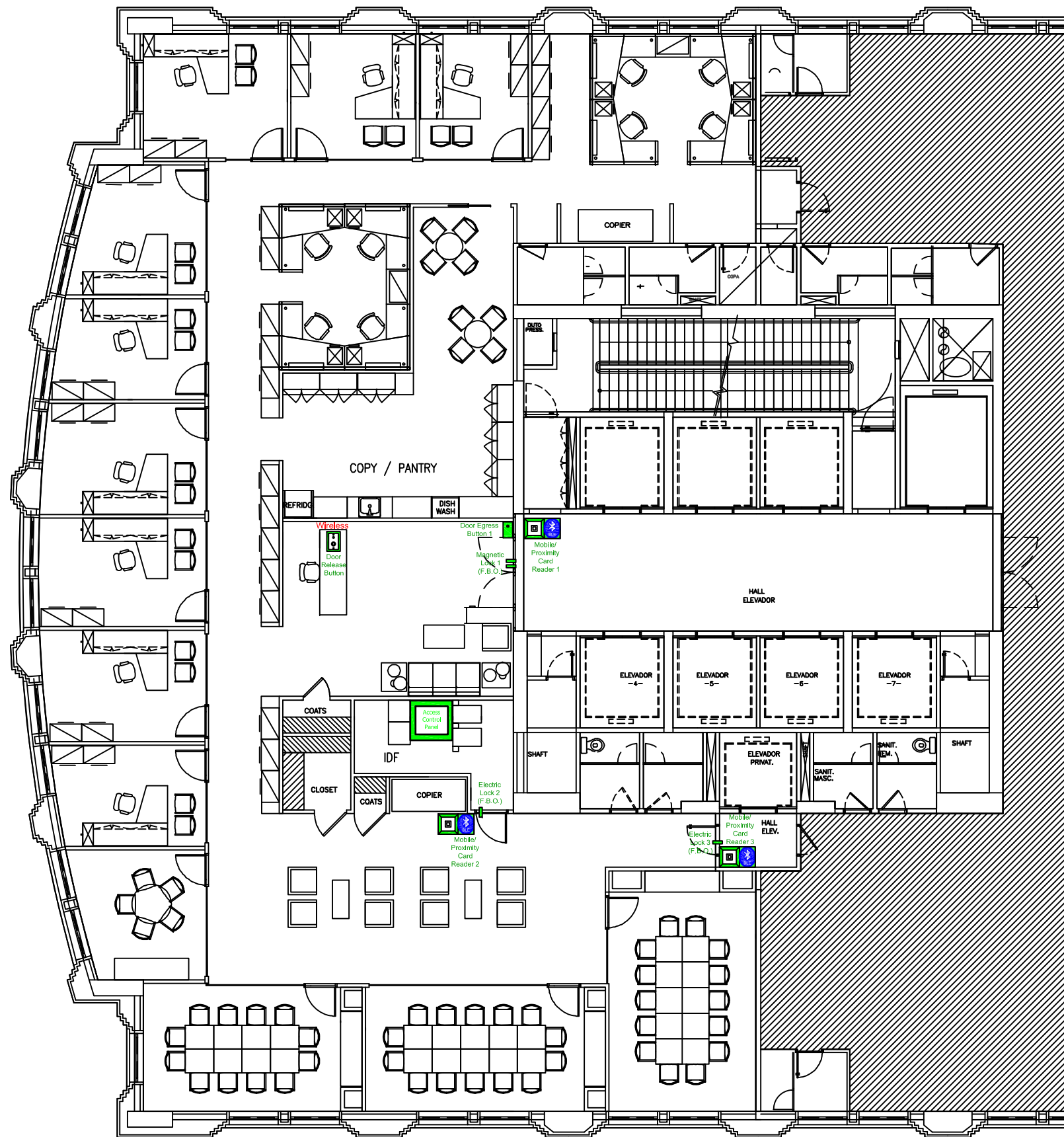
NOTES:

SHEET:  
1 of 2  
— NOT TO SCALE —

NOTICE - This plan is the property of DGA Security Systems, Inc. It has been prepared as a proposed DGA System for the location specified above. It is a copyrighted original work that is not to be used for any other purpose.

Symbols are representations only and not actual images of specific equipment.  
© 2019 DGA Security Systems, Inc.






LEGEND	
SYMBOL	DESCRIPTION
	EGRESS BUTTON
	MAGNETIC LOCK-FURNISHED BY OTHERS
	ELECTRIC LOCK-FURNISHED BY OTHERS
	MOBILE/PROXIMITY CARD READER-BLUETOOTH SMART
	ACCESS CONTROL PANEL



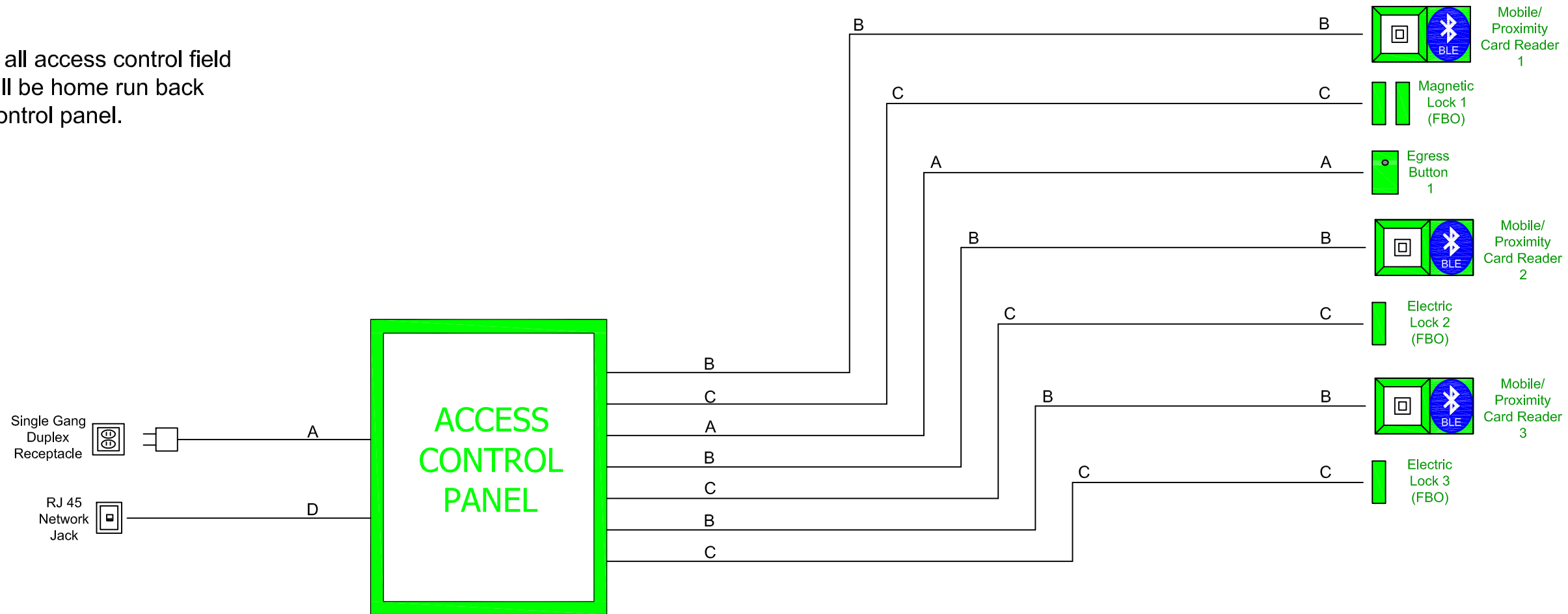
12TH FLOOR SECURITY PLAN

# ACCESS CONTROL CABLE TYPES

- A - 22 GAUGE 4 CONDUCTOR STRANDED CABLE (PLENUM IF REQUIRED)
- B - 22 GAUGE 6 CONDUCTOR STRANDED SHIELDED CABLE (PLENUM IF REQUIRED)
- C - 18 GAUGE 2 CONDUCTOR STRANDED CABLE (PLENUM IF REQUIRED)
- D - CATEGORY 5 CABLE

LEGEND	
SYMBOL	DESCRIPTION
	EGRESS BUTTON
	MAGNETIC LOCK-FURNISHED BY OTHERS
	ELECTRIC LOCK-FURNISHED BY OTHERS
	MOBILE/PROXIMITY CARD READER-BLUETOOTH SMART
	ACCESS CONTROL PANEL

**NOTE:**  
Wiring from all access control field devices shall be home run back to access control panel.



12TH FLOOR

12TH FLOOR

## ACCESS CONTROL RISER DIAGRAM

DATE:  
October 1, 2019

PREPARED BY:

SECURITY PLAN PREPARED FOR:

FLOOR:  
12th Floor

NOTES:

SHEET:  
2 of 2  
— NOT TO SCALE —

NOTICE - This plan is the property of DGA Security Systems, Inc. It has been prepared as a proposed DGA System for the location specified above. It is a copyrighted original work that is not to be used for any other purpose.

Symbols are representations only and not actual images of specific equipment.  
© 2019 DGA Security Systems, Inc.