

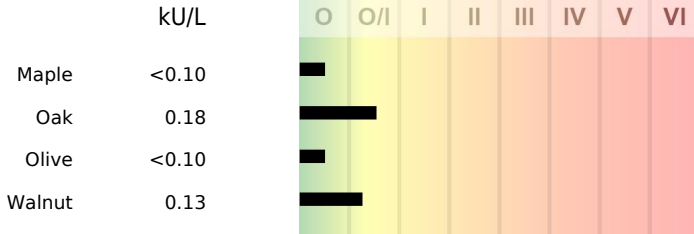
Physician: Sample Report  
Patient: Sex:  
Accession #: 2017000000  
Collected:

Age:  
Sample Type: Serum  
Received: Completed:  
Date of Birth:

IgE ██████████

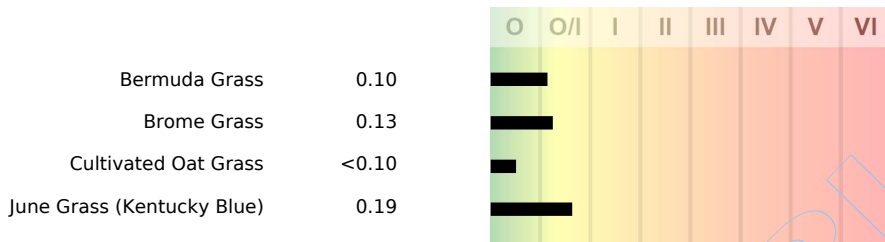
CLIA #: 50D0965661  
COLA accredited

**Trees**

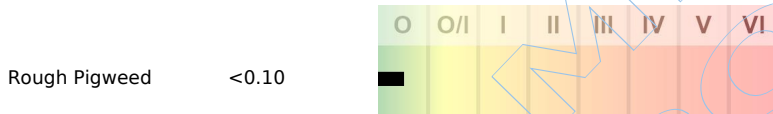


Total IgE: 6.53 IU/mL  
Reference Range:  
≥10 years: ≤87.0 IU/mL  
<10 years: Not available

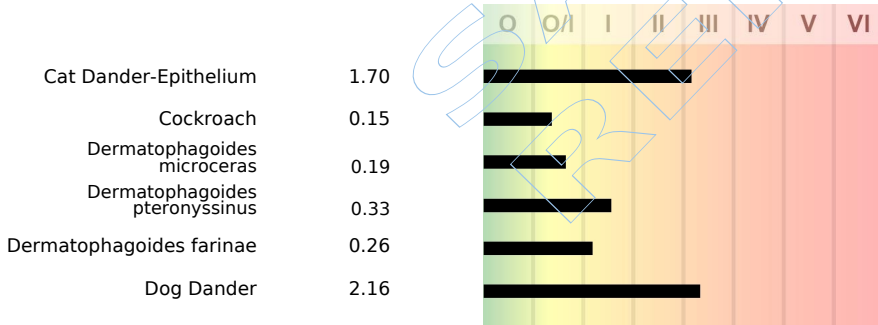
**Grass**



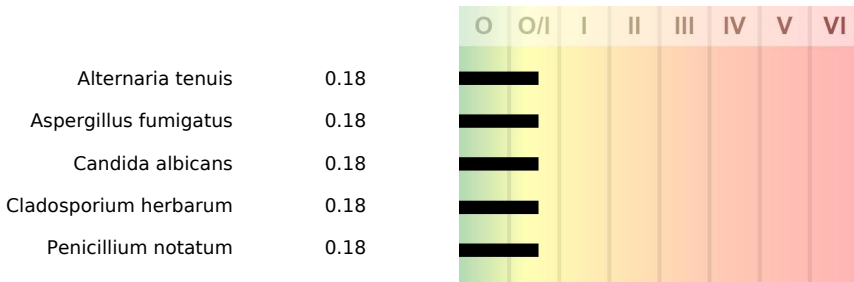
**Weeds**



**Misc**



**Molds**



© US BioTek Laboratories

Reaction Class

Director: Stephen Markus, MD

O	O/I	I	II	III	IV	V	VI
<0.10 Absent or Not Detectable	0.10-0.24 Very Low	0.25-0.39 Low	0.40-1.29 Moderate	1.30-3.89 High	3.90-14.99 Very High	15-24.99 Very High	≥25 Very High

\*The Total IgE is performed using Immulite System, and the reference range is updated accordingly.

The IgE Chemiluminescent assay used by US BioTek Laboratories has been cleared by the U.S. Food and Drug Administration. The performance characteristics of the IgE assay has been verified by US BioTek Laboratories. IgE test results should be used in conjunction with other relevant clinical information by healthcare providers to diagnose IgE-mediated allergic disorders. Higher total IgE levels may suggest elevated clinical reactivity to specific foods but should be interpreted in conjunction with other relevant information.