



STAPLETON MCA

MOSQUITO CONTROL PROGRAM

MONTHLY REPORT: JULY 2018

VECTOR DISEASE CONTROL INTL.

Contact VDCI:

Rob Kozar
Front Range
Regional Manager
303-428-5908

E-Mail:
rkozar@vdc.net

Website:
www.vdc.net/colorado

Main Office:
Toll Free:
(877) 276-4306

VDCI Address:

7000 North Broadway
Suite 108
Denver, CO 80221

JULY

July witnessed below average rainfall and warmer than average temperatures. The month's average temperature was 75.3 degrees, 1.1 degrees above normal, with nineteen days reaching or exceeding 90 degrees. 99 degrees was recorded on the 3rd.

Precipitation for July was just 1.03 inches, 1.13 inches below the monthly average of 2.16 inches. Most of that fell in the final seven to ten days of the month in the form of seasonal monsoonal precipitation. 0.43 inches of rain occurred on the 23rd alone.

West Nile Virus

No cases of human West Nile Virus were reported in in July in Colorado.

Larval Control

There were a total of 175 site inspections in July for a total of 5.7 acres treated.

Wear Your Repellent!

- Studies have shown that most human cases of WNV were preventable. Most people infected did not take precautions such as wearing long sleeves and using repellents.
- The most effective repellents contain 10%-35% DEET (N,N-diethyl-meta-toluamide).
 - DEET in high concentrations, above 50%, provides no additional protection.

Adult Control Operations/Surveillance

No adulticide applications took place in July.

Surveillance traps collected a total 5,895 mosquitoes in July with 75% of the *Aedes* species and 25% of the *Culex* species.

by REPORT DATE: 7/1/2018 to 7/31/2018

by ACCOUNT: SA

	Total Site Inspections	No. Wet Sites	Percentage Wet Sites	No Sites Treated	Percentage Breeding*	Total Acres Treated
Stapleton MCA	175	147	84 %	58	39 %	5.7

* (Sites Treated/Wet Sites)

by REPORT DATE: 7/1/2018 to 7/31/2018

by ACCOUNT: SA

Site ID	Visits w/ Larvae Present	Acres	Vectobac	Vectolex	Altosid	Oil	Jursidiction
sa 0002	07/02/2018 N	0.0000	0.0000	0.0000	0.0000	0.0000	0.0000
sa 0002	07/09/2018 N	0.0000	0.0000	0.0000	0.0000	0.0000	0.0000
sa 0002	07/16/2018 N	0.0000	0.0000	0.0000	0.0000	0.0000	0.0000
sa 0002	3 0 0.0 %	0.0	0.0	0.0	0.0	0.0	0.0
sa 0003	07/02/2018 N	0.0000	0.0000	0.0000	0.0000	0.0000	0.0000
sa 0003	07/09/2018 N	0.0000	0.0000	0.0000	0.0000	0.0000	0.0000
sa 0003	07/16/2018 N	0.0000	0.0000	0.0000	0.0000	0.0000	0.0000
sa 0003	3 0 0.0 %	0.0	0.0	0.0	0.0	0.0	0.0
sa 0005	07/05/2018 N	0.0000	0.0000	0.0000	0.0000	0.0000	0.0000
sa 0005	07/11/2018 N	0.0000	0.0000	0.0000	0.0000	0.0000	0.0000
sa 0005	2 0 0.0 %	0.0	0.0	0.0	0.0	0.0	0.0
sa 0006	07/05/2018 N	0.0000	0.0000	0.0000	0.0000	0.0000	0.0000
sa 0006	07/11/2018 N	0.0000	0.0000	0.0000	0.0000	0.0000	0.0000
sa 0006	2 0 0.0 %	0.0	0.0	0.0	0.0	0.0	0.0
sa 0007	07/05/2018 N	0.0000	0.0000	0.0000	0.0000	0.0000	0.0000
sa 0007	07/11/2018 N	0.0000	0.0000	0.0000	0.0000	0.0000	0.0000
sa 0007	2 0 0.0 %	0.0	0.0	0.0	0.0	0.0	0.0
sa 0008	07/05/2018 N	0.0000	0.0000	0.0000	0.0000	0.0000	0.0000
sa 0008	07/11/2018 N	0.0000	0.0000	0.0000	0.0000	0.0000	0.0000
sa 0008	2 0 0.0 %	0.0	0.0	0.0	0.0	0.0	0.0
sa 0009	07/03/2018 N	0.0000	0.0000	0.0000	0.0000	0.0000	0.0000
sa 0009	07/10/2018 N	0.0000	0.0000	0.0000	0.0000	0.0000	0.0000
SA 0009	07/18/2018 Y	0.0500	0.5000	0.0000	0.0000	0.2000	0.0000
SA 0009	07/23/2018 N	0.0000	0.0000	0.0000	0.0000	0.0000	0.0000
sa 0009	07/30/2018 N	0.0000	0.0000	0.0000	0.0000	0.0000	0.0000
sa 0009	5 1 20.0 %	0.1	0.5	0.0	0.0	0.2	0.0
sa 0010	07/03/2018 N	1.0000	5.0000	0.0000	0.0000	0.0000	0.0000
sa 0010	07/10/2018 Y	0.0050	0.0000	0.0000	0.0000	0.0050	0.0000
sa 0010	07/30/2018 Y	0.0010	0.0000	0.0000	0.0000	0.0010	0.0000
sa 0010	3 2 66.7 %	1.0	5.0	0.0	0.0	0.0	0.0
SA 0010	07/18/2018 Y	0.0500	0.5000	0.0000	0.0000	0.2000	0.0000

by REPORT DATE: 7/1/2018 to 7/31/2018

by ACCOUNT: SA

Site ID	Visits w/ Larvae Present	Acres	Vectobac	Vectolex	Altosid	Oil	Jursidiction
SA 0010	07/23/2018 N	0.0000	0.0000	0.0000	0.0000	0.0000	
SA 0010	2 1 50.0 %	0.1	0.5	0.0	0.0	0.2	
sa 0011	07/05/2018 N	0.0000	0.0000	0.0000	0.0000	0.0000	
sa 0011	07/11/2018 N	0.0000	0.0000	0.0000	0.0000	0.0000	
sa 0011	2 0 0.0 %	0.0	0.0	0.0	0.0	0.0	
sa 0012	07/05/2018 N	0.0000	0.0000	0.0000	0.0000	0.0000	
sa 0012	07/11/2018 N	0.0000	0.0000	0.0000	0.0000	0.0000	
sa 0012	2 0 0.0 %	0.0	0.0	0.0	0.0	0.0	
sa 0013	07/05/2018 Y	0.0050	0.0500	0.0000	0.0000	0.0000	
sa 0013	07/24/2018 Y	0.0010	0.0100	0.0000	0.0000	0.0000	
sa 0013	07/31/2018 Y	0.0020	0.0200	0.0000	0.0000	0.0000	
sa 0013	3 3 100.0 %	0.0	0.1	0.0	0.0	0.0	
sa 0013	07/11/2018 Y	0.0500	0.2500	0.0000	0.0000	0.1300	
SA 0013	07/18/2018 Y	0.0500	0.0000	0.0000	0.0000	0.0500	
sa 0013	2 2 100.0 %	0.1	0.3	0.0	0.0	0.2	
sa 0014	07/05/2018 Y	0.0010	0.0050	0.0000	0.0000	0.0010	
sa 0014	07/11/2018 Y	0.0090	0.0500	0.0000	0.0000	0.0090	
SA 0014	07/18/2018 Y	0.0900	0.3000	0.0000	0.0000	0.0900	
sa 0014	07/24/2018 Y	0.0200	0.1000	0.0000	0.0000	0.0200	
sa 0014	07/31/2018 Y	0.0200	0.2000	0.0000	0.0000	0.0200	
sa 0014	5 5 100.0 %	0.1	0.7	0.0	0.0	0.1	
sa 0015	07/02/2018 N	0.0000	0.0000	0.0000	0.0000	0.0000	
sa 0015	07/09/2018 N	0.0000	0.0000	0.0000	0.0000	0.0000	
sa 0015	07/16/2018 N	0.0000	0.0000	0.0000	0.0000	0.0000	
sa 0015	3 0 0.0 %	0.0	0.0	0.0	0.0	0.0	
sa 0016	07/02/2018 N	0.0000	0.0000	0.0000	0.0000	0.0000	
sa 0016	07/09/2018 N	0.0000	0.0000	0.0000	0.0000	0.0000	
sa 0016	07/13/2018 Y	0.5000	6.0000	0.0000	0.0000	0.0000	
sa 0016	07/16/2018 N	0.0000	0.0000	0.0000	0.0000	0.0000	
SA 0016	07/23/2018 N	0.0000	0.0000	0.0000	0.0000	0.0000	

by REPORT DATE: 7/1/2018 to 7/31/2018

by ACCOUNT: SA

Site ID	Visits w/ Larvae Present	Acres	Vectobac	Vectolex	Altosid	Oil	Jursidiction
sa 0016	07/30/2018 N	0.0000	0.0000	0.0000	0.0000	0.0000	
sa 0016	6 1 16.7 %	0.5	6.0	0.0	0.0	0.0	
sa 0017	07/24/2018 Y	0.0900	0.2500	0.0000	0.0000	0.0900	
sa 0017	1 1 100.0 %	0.1	0.3	0.0	0.0	0.1	
sa 0017	07/03/2018 N	0.0000	0.0000	0.0000	0.0000	0.0000	
SA 0017	07/10/2018 N	0.0000	0.0000	0.0000	0.0000	0.0000	
SA 0017	07/17/2018 N	0.0000	0.0000	0.0000	0.0000	0.0000	
sa 0017	07/31/2018 N	0.0000	0.0000	0.0000	0.0000	0.0000	
sa 0017	4 0 0.0 %	0.0	0.0	0.0	0.0	0.0	
sa 0018	07/06/2018 N	0.0000	0.0000	0.0000	0.0000	0.0000	
sa 0018	07/24/2018 Y	0.0550	0.2500	0.0000	0.0000	0.0900	
sa 0018	2 1 50.0 %	0.1	0.3	0.0	0.0	0.1	
sa 0018	07/03/2018 N	0.0000	0.0000	0.0000	0.0000	0.0000	
sa 0018	07/10/2018 N	0.0000	0.0000	0.0000	0.0000	0.0000	
SA 0018	07/17/2018 N	0.0000	0.0000	0.0000	0.0000	0.0000	
sa 0018	07/31/2018 N	0.0000	0.0000	0.0000	0.0000	0.0000	
sa 0018	4 0 0.0 %	0.0	0.0	0.0	0.0	0.0	
sa 0019	07/03/2018 N	0.0000	0.0000	0.0000	0.0000	0.0000	
SA 0019	07/10/2018 N	0.0000	0.0000	0.0000	0.0000	0.0000	
SA 0019	07/17/2018 N	0.0000	0.0000	0.0000	0.0000	0.0000	
sa 0019	07/24/2018 N	0.0000	0.0000	0.0000	0.0000	0.0000	
sa 0019	07/31/2018 N	0.0000	0.0000	0.0000	0.0000	0.0000	
sa 0019	5 0 0.0 %	0.0	0.0	0.0	0.0	0.0	
sa 0020	07/03/2018 N	0.0000	0.0000	0.0000	0.0000	0.0000	
sa 0020	07/10/2018 N	0.0000	0.0000	0.0000	0.0000	0.0000	
SA 0020	07/17/2018 N	0.0000	0.0000	0.0000	0.0000	0.0000	
sa 0020	07/24/2018 N	0.0000	0.0000	0.0000	0.0000	0.0000	
sa 0020	07/31/2018 N	0.0000	0.0000	0.0000	0.0000	0.0000	
sa 0020	5 0 0.0 %	0.0	0.0	0.0	0.0	0.0	
sa 0021	07/03/2018 N	0.0000	0.0000	0.0000	0.0000	0.0000	
sa 0021	07/10/2018 N	0.0000	0.0000	0.0000	0.0000	0.0000	
SA 0021	07/17/2018 N	0.0000	0.0000	0.0000	0.0000	0.0000	

by REPORT DATE: 7/1/2018 to 7/31/2018

by ACCOUNT: SA

Site ID	Visits w/ Larvae Present	Acres	Vectobac	Vectolex	Altosid	Oil	Jursidiction
sa 0021	07/24/2018 N	0.0000	0.0000	0.0000	0.0000	0.0000	0.0000
sa 0021	07/31/2018 N	0.0000	0.0000	0.0000	0.0000	0.0000	0.0000
sa 0021	5 0 0.0 %	0.0	0.0	0.0	0.0	0.0	0.0
sa 0022	07/24/2018 Y	0.0200	0.2000	0.0000	0.0000	0.0000	0.0000
sa 0022	07/31/2018 Y	0.2000	2.0000	0.0000	0.0000	0.0000	0.0000
sa 0022	2 2 100.0 %	0.2	2.2	0.0	0.0	0.0	0.0
sa 0022	07/03/2018 N	0.0000	0.0000	0.0000	0.0000	0.0000	0.0000
sa 0022	07/10/2018 Y	0.0090	0.0500	0.0000	0.0000	0.0300	0.0000
SA 0022	07/17/2018 Y	0.0100	0.0500	0.0000	0.0000	0.0000	0.0000
sa 0022	3 2 66.7 %	0.0	0.1	0.0	0.0	0.0	0.0
sa 0023	07/03/2018 N	0.0000	0.0000	0.0000	0.0000	0.0000	0.0000
sa 0023	07/10/2018 N	0.0000	0.0000	0.0000	0.0000	0.0000	0.0000
sa 0023	07/24/2018 N	0.0000	0.0000	0.0000	0.0000	0.0000	0.0000
sa 0023	3 0 0.0 %	0.0	0.0	0.0	0.0	0.0	0.0
sa 0024	07/03/2018 N	0.0000	0.0000	0.0000	0.0000	0.0000	0.0000
sa 0024	07/10/2018 N	0.0000	0.0000	0.0000	0.0000	0.0000	0.0000
sa 0024	2 0 0.0 %	0.0	0.0	0.0	0.0	0.0	0.0
SA 0025	07/17/2018 Y	0.0400	0.2000	0.0000	0.0000	0.0000	0.0000
sa 0025	07/31/2018 Y	0.0100	0.2000	0.0000	0.0000	0.0100	0.0000
SA 0025	2 2 100.0 %	0.1	0.4	0.0	0.0	0.0	0.0
sa 0025	07/03/2018 N	0.0000	0.0000	0.0000	0.0000	0.0000	0.0000
sa 0025	07/10/2018 N	0.0000	0.0000	0.0000	0.0000	0.0000	0.0000
sa 0025	07/24/2018 N	0.0000	0.0000	0.0000	0.0000	0.0000	0.0000
sa 0025	3 0 0.0 %	0.0	0.0	0.0	0.0	0.0	0.0
sa 0026	07/10/2018 Y	1.0000	5.0000	0.0000	0.0000	0.0000	0.0000
SA 0026	07/17/2018 Y	0.4100	1.5000	0.0000	0.0000	0.4100	0.0000
sa 0026	07/31/2018 Y	0.0200	0.2000	0.0000	0.0000	0.0200	0.0000
sa 0026	3 3 100.0 %	1.4	6.7	0.0	0.0	0.4	0.0
sa 0026	07/03/2018 N	0.0000	0.0000	0.0000	0.0000	0.0000	0.0000
sa 0026	07/24/2018 N	0.0000	0.0000	0.0000	0.0000	0.0000	0.0000
sa 0026	2 0 0.0 %	0.0	0.0	0.0	0.0	0.0	0.0
sa 0027	07/24/2018 Y	0.0300	0.3000	0.0000	0.0000	0.0000	0.0000

by REPORT DATE: 7/1/2018 to 7/31/2018

by ACCOUNT: SA

Site ID	Visits w/ Larvae Present	Acres	Vectobac	Vectolex	Altosid	Oil	Jursidiction
sa 0027	07/31/2018 Y	0.0300	0.1000	0.0000	0.0000	0.0000	
sa 0027	2 2 100.0 %	0.1	0.4	0.0	0.0	0.0	
sa 0027	07/03/2018 Y	0.0040	0.0200	0.0000	0.0000	0.0000	
sa 0027	07/10/2018 N	0.0000	0.0000	0.0000	0.0000	0.0000	
SA 0027	07/17/2018 Y	0.0050	0.0300	0.0000	0.0000	0.0000	
sa 0027	3 2 66.7 %	0.0	0.1	0.0	0.0	0.0	
sa 0028	07/03/2018 N	0.0000	0.0000	0.0000	0.0000	0.0000	
sa 0028	07/10/2018 N	0.0000	0.0000	0.0000	0.0000	0.0000	
SA 0028	07/17/2018 Y	0.0900	0.0000	0.0000	0.0000	0.0900	
sa 0028	07/24/2018 N	0.0000	0.0000	0.0000	0.0000	0.0000	
sa 0028	07/31/2018 N	0.0000	0.0000	0.0000	0.0000	0.0000	
sa 0028	5 1 20.0 %	0.1	0.0	0.0	0.0	0.1	
sa 0029	07/03/2018 N	0.0000	0.0000	0.0000	0.0000	0.0000	
sa 0029	07/10/2018 N	0.0000	0.0000	0.0000	0.0000	0.0000	
SA 0029	07/17/2018 N	0.0000	0.0000	0.0000	0.0000	0.0000	
sa 0029	07/24/2018 N	0.0000	0.0000	0.0000	0.0000	0.0000	
sa 0029	07/31/2018 N	0.0000	0.0000	0.0000	0.0000	0.0000	
sa 0029	5 0 0.0 %	0.0	0.0	0.0	0.0	0.0	
sa 0030	07/10/2018 Y	0.0050	0.0500	0.0000	0.0000	0.0050	
sa 0030	07/24/2018 Y	0.1000	0.5000	0.0000	0.0000	0.0000	
sa 0030	2 2 100.0 %	0.1	0.6	0.0	0.0	0.0	
sa 0030	07/03/2018 N	0.0000	0.0000	0.0000	0.0000	0.0000	
SA 0030	07/17/2018 N	0.0000	0.0000	0.0000	0.0000	0.0000	
sa 0030	07/31/2018 N	0.0000	0.0000	0.0000	0.0000	0.0000	
sa 0030	3 0 0.0 %	0.0	0.0	0.0	0.0	0.0	
sa 0031	07/03/2018 Y	1.0000	5.0000	0.0000	0.0000	0.0000	
sa 0031	07/10/2018 Y	0.0050	0.0500	0.0000	0.0000	0.0050	
sa 0031	2 2 100.0 %	1.0	5.1	0.0	0.0	0.0	
SA 0031	07/17/2018 N	0.0000	0.0000	0.0000	0.0000	0.0000	
sa 0031	07/24/2018 N	0.0000	0.0000	0.0000	0.0000	0.0000	

by REPORT DATE: 7/1/2018 to 7/31/2018

by ACCOUNT: SA

Site ID	Visits w/ Larvae Present	Acres	Vectobac	Vectolex	Altosid	Oil	Jursidiction
sa 0031	07/31/2018 N	0.0000	0.0000	0.0000	0.0000	0.0000	
SA 0031	3 0 0.0 %	0.0	0.0	0.0	0.0	0.0	0.0
sa 0032	07/03/2018 N	0.0000	0.0000	0.0000	0.0000	0.0000	
sa 0032	07/10/2018 N	0.0000	0.0000	0.0000	0.0000	0.0000	
SA 0032	07/17/2018 N	0.0000	0.0000	0.0000	0.0000	0.0000	
sa 0032	3 0 0.0 %	0.0	0.0	0.0	0.0	0.0	0.0
sa 0033	07/10/2018 Y	0.0050	0.0500	0.0000	0.0000	0.0050	
SA 0033	07/17/2018 Y	0.0400	0.0200	0.0000	0.0000	0.0100	
sa 0033	07/31/2018 Y	0.0040	0.0500	0.0000	0.0000	0.0040	
sa 0033	3 3 100.0 %	0.0	0.1	0.0	0.0	0.0	0.0
sa 0033	07/03/2018 N	0.0000	0.0000	0.0000	0.0000	0.0000	
sa 0033	07/13/2018 N	0.0000	0.0000	0.0000	0.0000	0.0000	
sa 0033	07/24/2018 Y	0.0040	0.0500	0.0000	0.0000	0.0000	
sa 0033	3 1 33.3 %	0.0	0.1	0.0	0.0	0.0	0.0
sa 0034	07/02/2018 N	0.0000	0.0000	0.0000	0.0000	0.0000	
sa 0034	07/09/2018 N	0.0000	0.0000	0.0000	0.0000	0.0000	
sa 0034	07/16/2018 N	0.0000	0.0000	0.0000	0.0000	0.0000	
sa 0034	3 0 0.0 %	0.0	0.0	0.0	0.0	0.0	0.0
sa 0035	07/09/2018 Y	0.0050	0.0000	0.0000	0.0000	0.0050	
sa 0035	07/16/2018 Y	0.0750	0.2000	0.0000	0.0000	0.0750	
sa 0035	2 2 100.0 %	0.1	0.2	0.0	0.0	0.1	0.1
sa 0035	07/02/2018 N	0.0000	0.0000	0.0000	0.0000	0.0000	
sa 0035	07/30/2018 N	0.0000	0.0000	0.0000	0.0000	0.0000	
sa 0035	2 0 0.0 %	0.0	0.0	0.0	0.0	0.0	0.0
sa 0036	07/02/2018 N	0.0000	0.0000	0.0000	0.0000	0.0000	
sa 0036	07/09/2018 N	0.0000	0.0000	0.0000	0.0000	0.0000	
sa 0036	07/16/2018 N	0.0000	0.0000	0.0000	0.0000	0.0000	
sa 0036	3 0 0.0 %	0.0	0.0	0.0	0.0	0.0	0.0
SA 0037	07/23/2018 Y	0.2500	0.7000	0.0000	0.0000	0.0000	

by REPORT DATE: 7/1/2018 to 7/31/2018

by ACCOUNT: SA


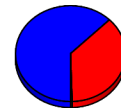
Site ID	Visits w/ Larvae Present	Acres	Vectobac	Vectolex	Altosid	Oil	Jursidiction
sa 0037	07/30/2018 Y	0.0010	0.0000	0.0000	0.0000	0.0010	
SA 0037	2 2 100.0 %	0.3	0.7	0.0	0.0	0.0	
sa 0037	07/02/2018 N	0.0000	0.0000	0.0000	0.0000	0.0000	
sa 0037	07/09/2018 N	0.0000	0.0000	0.0000	0.0000	0.0000	
sa 0037	07/16/2018 N	0.0000	0.0000	0.0000	0.0000	0.0000	
SA 0037	07/23/2018 N	0.0000	0.0000	0.0000	0.0000	0.0000	
sa 0037	4 0 0.0 %	0.0	0.0	0.0	0.0	0.0	
sa 0038	07/30/2018 Y	0.0010	0.0000	0.0000	0.0000	0.0010	
sa 0038	1 1 100.0 %	0.0	0.0	0.0	0.0	0.0	
sa 0038	07/02/2018 N	0.0000	0.0000	0.0000	0.0000	0.0000	
sa 0038	07/09/2018 N	0.0000	0.0000	0.0000	0.0000	0.0000	
sa 0038	07/16/2018 N	0.0000	0.0000	0.0000	0.0000	0.0000	
SA 0038	07/23/2018 N	0.0000	0.0000	0.0000	0.0000	0.0000	
sa 0038	4 0 0.0 %	0.0	0.0	0.0	0.0	0.0	
SA 0039	07/23/2018 Y	0.0100	0.2000	0.0000	0.0000	0.0000	
sa 0039	07/30/2018 Y	0.0300	0.5000	0.0000	0.0000	0.0300	
SA 0039	2 2 100.0 %	0.0	0.7	0.0	0.0	0.0	
sa 0039	07/02/2018 N	0.0000	0.0000	0.0000	0.0000	0.0000	
sa 0039	07/09/2018 N	0.0000	0.0000	0.0000	0.0000	0.0000	
sa 0039	07/13/2018 Y	0.0300	0.0000	0.0000	0.0000	0.0300	
sa 0039	07/16/2018 N	0.0000	0.0000	0.0000	0.0000	0.0000	
sa 0039	4 1 25.0 %	0.0	0.0	0.0	0.0	0.0	
SA 0040	07/23/2018 Y	0.0370	0.7300	0.0000	0.0000	0.0000	
sa 0040	07/30/2018 Y	0.0300	0.2000	0.0000	0.0000	0.0000	
SA 0040	2 2 100.0 %	0.1	0.9	0.0	0.0	0.0	
sa 0040	07/02/2018 N	0.0000	0.0000	0.0000	0.0000	0.0000	
sa 0040	07/09/2018 Y	0.0500	0.2500	0.0000	0.0000	0.0500	
sa 0040	07/16/2018 N	0.0000	0.0000	0.0000	0.0000	0.0000	
sa 0040	3 1 33.3 %	0.1	0.3	0.0	0.0	0.1	

by REPORT DATE: 7/1/2018 to 7/31/2018

by ACCOUNT: SA

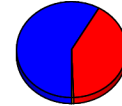
Site ID	Visits w/ Larvae Present	Acres	Vectobac	Vectolex	Altosid	Oil	Jursidiction
sa 0041	07/30/2018 Y	0.0100	0.0000	0.0000	0.0000	0.0100	
sa 0041	1 1 100.0 %	0.0	0.0	0.0	0.0	0.0	0.0
sa 0041	07/02/2018 N	0.0000	0.0000	0.0000	0.0000	0.0000	
sa 0041	07/09/2018 N	0.0000	0.0000	0.0000	0.0000	0.0000	
sa 0041	07/13/2018 Y	0.0500	0.0000	0.0000	0.0000	0.0500	
sa 0041	07/16/2018 N	0.0000	0.0000	0.0000	0.0000	0.0000	
SA 0041	07/23/2018 Y	0.0400	0.3000	0.0000	0.0000	0.0000	
sa 0041	5 2 40.0 %	0.1	0.3	0.0	0.0	0.1	
sa 0042	07/09/2018 Y	0.0005	0.0050	0.0000	0.0000	0.0000	
SA 0042	07/23/2018 Y	0.0400	0.0000	0.0000	0.0000	0.0400	
sa 0042	07/30/2018 Y	0.0200	0.2000	0.0000	0.0000	0.0000	
sa 0042	3 3 100.0 %	0.1	0.2	0.0	0.0	0.0	0.0
sa 0042	07/02/2018 N	0.0000	0.0000	0.0000	0.0000	0.0000	
sa 0042	07/16/2018 N	0.0000	0.0000	0.0000	0.0000	0.0000	
sa 0042	2 0 0.0 %	0.0	0.0	0.0	0.0	0.0	0.0
sa 0043	07/02/2018 N	0.0000	0.0000	0.0000	0.0000	0.0000	
sa 0043	07/09/2018 N	0.0000	0.0000	0.0000	0.0000	0.0000	
sa 0043	07/16/2018 N	0.0000	0.0000	0.0000	0.0000	0.0000	
SA 0043	07/23/2018 Y	0.0100	0.0500	0.0000	0.0000	0.0000	
sa 0043	07/30/2018 N	0.0000	0.0000	0.0000	0.0000	0.0000	
sa 0043	5 1 20.0 %	0.0	0.1	0.0	0.0	0.0	0.0
175	57 32.6 %	5.7	32.4	0.0	0.0	1.8	

Trap #	Date	Species	Count	Percent
SA-06	LIGHT	Denver	Stapleton Northfield Ponds	
	07/03/2018	Aedes vexans	729	81 % sampled 300 from an estimated 900 total
	07/03/2018	Culex salinarius	30	3 % sampled 300 from an estimated 900 total
	07/03/2018	Culex tarsalis	135	15 % sampled 300 from an estimated 900 total
	07/03/2018	Culiseta inornata	6	1 % sampled 300 from an estimated 900 total
	07/12/2018	Aedes (Oc.) trivittatus	1	0 %
	07/12/2018	Aedes vexans	392	67 %
	07/12/2018	Coquillettidia perturbans	1	0 %
	07/12/2018	Culex pipiens	99	17 %
	07/12/2018	Culex salinarius	8	1 %
	07/12/2018	Culex tarsalis	87	15 %
	07/19/2018	Aedes vexans	196	33 % sampled 300 from an estimated 600 total
	07/19/2018	Culex erythrothorax	4	1 % sampled 300 from an estimated 600 total
	07/19/2018	Culex salinarius	190	32 % sampled 300 from an estimated 600 total
	07/19/2018	Culex tarsalis	206	34 % sampled 300 from an estimated 600 total
	07/19/2018	Culiseta inornata	4	1 % sampled 300 from an estimated 600 total
	07/26/2018	Aedes (Oc.) melanimon	1	1 %
	07/26/2018	Aedes vexans	109	56 %
	07/26/2018	Culex pipiens	32	16 %
	07/26/2018	Culex salinarius	7	4 %
	07/26/2018	Culex tarsalis	47	24 %
Trap Total			2,284	



SA-07	LIGHT	Denver	Stapleton F-18 Park	
	07/03/2018	Aedes (Oc.) dorsalis	8	31 %
	07/03/2018	Aedes (Oc.) melanimon	1	4 %
	07/03/2018	Aedes vexans	7	27 %
	07/03/2018	Culex salinarius	1	4 %
	07/03/2018	Culex tarsalis	9	35 %
	07/12/2018	Aedes (Oc.) dorsalis	3	3 %
	07/12/2018	Aedes (Oc.) melanimon	3	3 %
	07/12/2018	Aedes vexans	59	60 %
	07/12/2018	Culex pipiens	7	7 %
	07/12/2018	Culex salinarius	2	2 %
	07/12/2018	Culex tarsalis	25	25 %
	07/19/2018	Aedes (Oc.) melanimon	6	5 %
	07/19/2018	Aedes vexans	33	27 %
	07/19/2018	Culex pipiens	24	20 %
	07/19/2018	Culex tarsalis	59	48 %


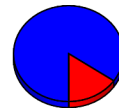
Trap #	Date	Species	Count	Percent
	07/19/2018	Culiseta inornata	1	1 %
	07/26/2018	Aedes vexans	77	86 %
	07/26/2018	Culex pipiens	5	6 %
	07/26/2018	Culex tarsalis	7	8 %
	07/26/2018	Culiseta inornata	1	1 %
Trap Total			338	




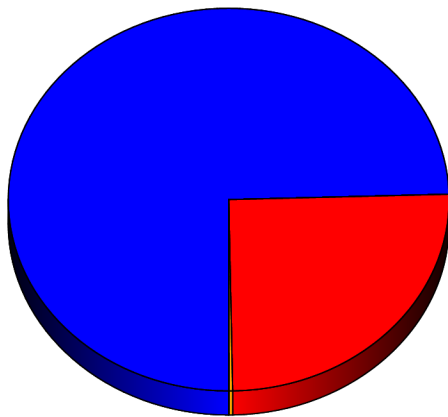
■ Aedes-Oc
■ Anopheles
■ Culex
 ...

SA-08	LIGHT	Denver	Stapleton Westerly Creek		
		07/03/2018	Aedes (Oc.) melanimon	170	11 % sampled 300 from an estimated 1500 total
		07/03/2018	Aedes vexans	1,220	81 % sampled 300 from an estimated 1500 total
		07/03/2018	Culex tarsalis	110	7 % sampled 300 from an estimated 1500 total
		07/12/2018	Aedes (Oc.) melanimon	9	1 % Sampled 300 from an estimated 900 total
		07/12/2018	Aedes (Oc.) trivittatus	3	0 % Sampled 300 from an estimated 900 total
		07/12/2018	Aedes vexans	744	83 % Sampled 300 from an estimated 900 total
		07/12/2018	Culex pipiens	15	2 % Sampled 300 from an estimated 900 total
		07/12/2018	Culex salinarius	6	1 % Sampled 300 from an estimated 900 total
		07/12/2018	Culex tarsalis	123	14 % Sampled 300 from an estimated 900 total
		07/19/2018	Aedes (Oc.) melanimon	4	1 %
		07/19/2018	Aedes cinereus	1	0 %
		07/19/2018	Aedes vexans	206	54 %
		07/19/2018	Culex salinarius	41	11 %
		07/19/2018	Culex tarsalis	126	33 %
		07/19/2018	Culiseta inornata	4	1 %

Trap #	Date	Species	Count	Percent
	07/26/2018	Aedes (Oc.) melanimon	4	1 %
	07/26/2018	Aedes (Oc.) trivittatus	2	0 %
	07/26/2018	Aedes vexans	407	83 %
	07/26/2018	Culex pipiens	15	3 %
	07/26/2018	Culex salinarius	29	6 %
	07/26/2018	Culex tarsalis	34	7 %
Trap Total			3,273	



Grand Total	5,895
--------------------	--------------



TOTAL	%
4,395	75 %
0	0 %
1,483	25 %
16	0 %
1	0 %