


SUMMIT RECREATION


Getting People Moving

Together, we can make a difference in our children, our community and our lives.

- :: Playground Equipment designed to mentally and physically enrich play
- :: Safety Surfacing made from recycled commercial vehicle tires and athletic shoes
- :: Nike Grind Reuse-A-Shoe Partner
- :: FREEGAME Sport Courts that easily transition from Basketball to Soccer, Volleyball and more
- :: Outdoor aerobic, flexibility, and strength training equipment
- :: Shade Structures, Shelters, Benches and much more

SummitRecreation.com • 877.465.2286





Innovative Solutions

Let us be a resource in your project

- :: Planning, Design and Specification
- :: Site Inspection and Safety Audits
- :: Installation and continued Maintenance Support
- :: Fundraising and Grant Support

“Summit Recreation was the only company that helped develop a comprehensive plan for our new playground.”

SummitRecreation.com • 877.465.2286



Proposal

February 15, 2019

Stapleton Master Communities
8371 E Northfield Blvd
Denver, CO 80238

Keven Burnett
303-388-0724 Phone
kburnett@stapletoncommunity.com

Project: Playground Renovation Arc Park East Side Option 1

We are pleased to submit this quotation to supply the following items:

| Description | Price |
|---|--|
| Playground Equipment.Com PTH021 Custom 2-12 Play Structure | \$ 16,266.00 |
| | Equipment Sub Total \$ 16,266.00 |
| | Freight \$ 1,989.00 |
| | Installation of Play Equipment \$ 4,879.00 |
| | Total \$23,134.00 |

| | |
|---------------|---|
| Terms: | Payment due upon completion of installation. A 1.5% per month finance charge may be imposed on all past due accounts. Pricing does not include any state or local taxes, permits, inspections, bonds, and/or prevailing wage rates. Pricing excludes "Additional Insured" and "Completed Operations" insurance coverage. General Liability insurance coverage of \$1,000,000/\$2,000,000 aggregate is included; all other requirements must be reviewed and may involve other charges and/or may need to be waived as a requirement for this project. |
| Ship Date: | Order will ship approximately 8-10 weeks upon receipt of acceptance. |
| Installation: | In the event of unforeseen soil, site and/or extreme digging conditions customers will be notified promptly to discuss corrective options and the possibility of additional charges. Installation charge reflects a one-time mobilization and assumes skid steer and truck access to site. Installation pricing does not include any storage charges or removal and/or disposal of post install refuse. |
| Site Work: | Site preparation, initial grade, curbing, walks, ramps, gravel, and drainage supplied and installed by others. Summit Recreation will not be responsible for damage to unmarked utilities or irrigation lines. Price does not include repairs to landscape due to completion of scope of work or access. |

This quotation is valid for 30 days. Thank you for the opportunity to provide this quote!

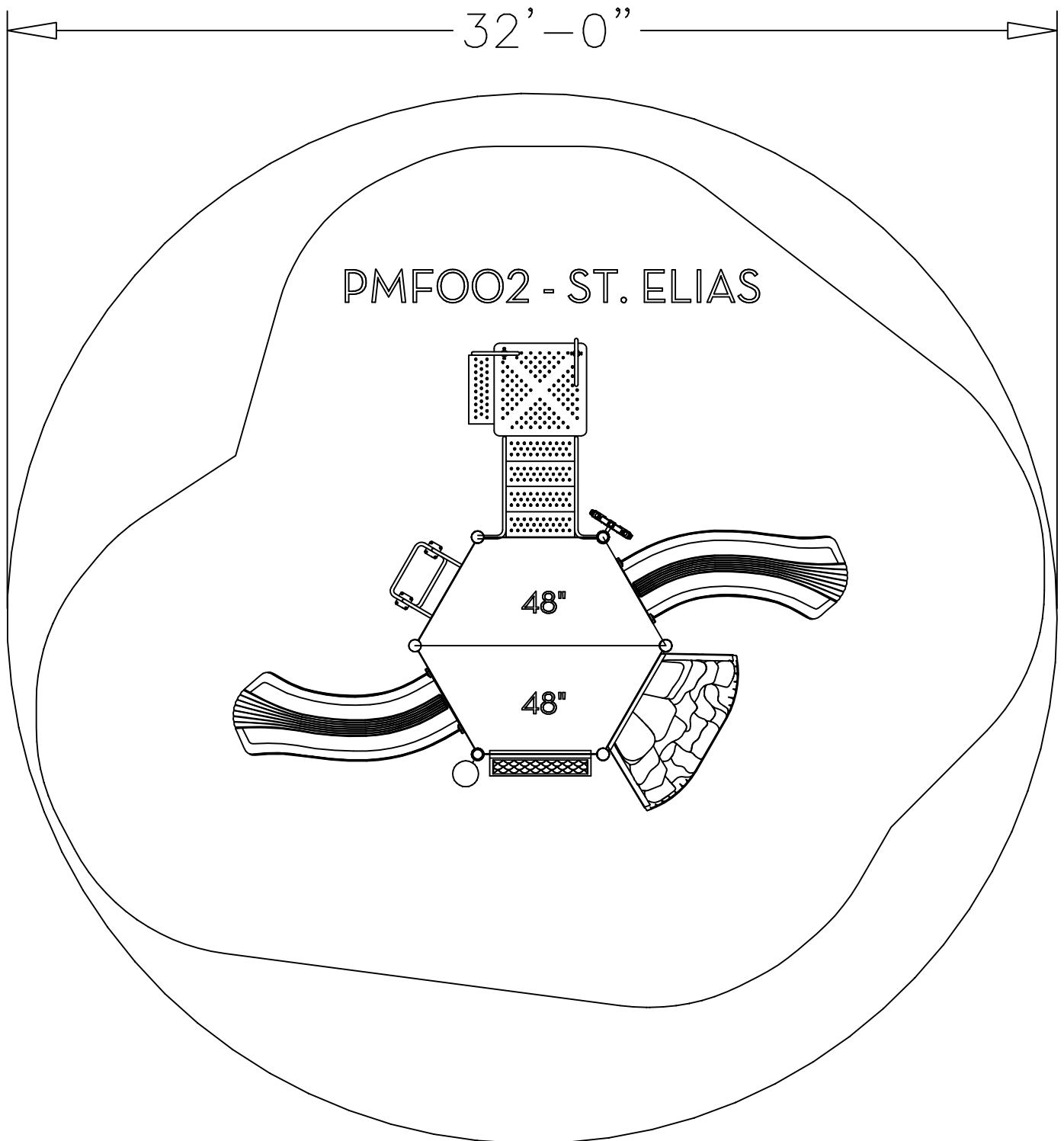
| | |
|----------------------|------|
| Accepted by Customer | Date |
|----------------------|------|

| | |
|------------|-----------------------|
| Print Name | Purchase Order Number |
|------------|-----------------------|




STAPLETON COMMUNITIES

ARC PARK AREA WEST END











Proposal

February 15, 2019

Stapleton Master Communities
8371 E Northfield Blvd
Denver, CO 80238

Keven Burnett
303-388-0724 Phone
kburnett@stapletoncommunity.com

Project: Playground Renovation Arc Park East Side Option 2

We are pleased to submit this quotation to supply the following items:

| Description | Price |
|--------------------------------------|--|
| Kompan | |
| PCM100810 Custom 2- 5 Play Structure | \$ 25,173.00 |
| PCM000708 Music Panel | \$ 2,700.00 |
| | Equipment Sub Total \$ 27,873.00 |
| | Freight \$ 1,994.00 |
| | Installation of Play Equipment \$ 6,992.00 |
| | Total \$36,859.00 |

| | |
|---------------|---|
| Terms: | Payment due upon completion of installation. A 1.5% per month finance charge may be imposed on all past due accounts. Pricing does not include any state or local taxes, permits, inspections, bonds, and/or prevailing wage rates. Pricing excludes "Additional Insured" and "Completed Operations" insurance coverage. General Liability insurance coverage of \$1,000,000/\$2,000,000 aggregate is included; all other requirements must be reviewed and may involve other charges and/or may need to be waived as a requirement for this project. |
| Ship Date: | Order will ship approximately 8-10 weeks upon receipt of acceptance. |
| Installation: | In the event of unforeseen soil, site and/or extreme digging conditions customers will be notified promptly to discuss corrective options and the possibility of additional charges. Installation charge reflects a one-time mobilization and assumes skid steer and truck access to site. Installation pricing does not include any storage charges or removal and/or disposal of post install refuse. |
| Site Work: | Site preparation, initial grade, curbing, walks, ramps, gravel, and drainage supplied and installed by others. Summit Recreation will not be responsible for damage to unmarked utilities or irrigation lines. Price does not include repairs to landscape due to completion of scope of work or access. |

This quotation is valid for 30 days. Thank you for the opportunity to provide this quote!

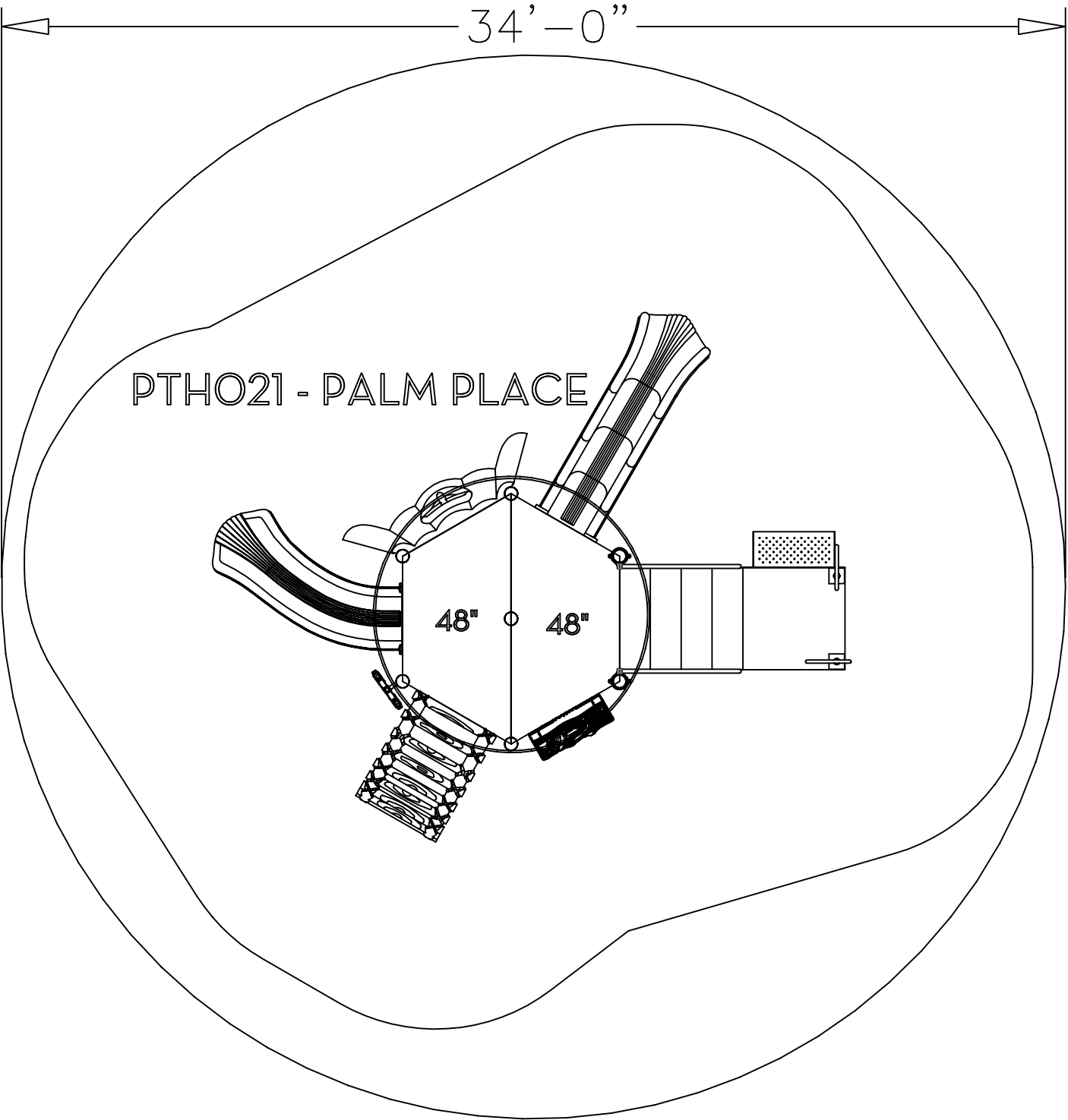
| | |
|----------------------|------|
| Accepted by Customer | Date |
|----------------------|------|

| | |
|------------|-----------------------|
| Print Name | Purchase Order Number |
|------------|-----------------------|



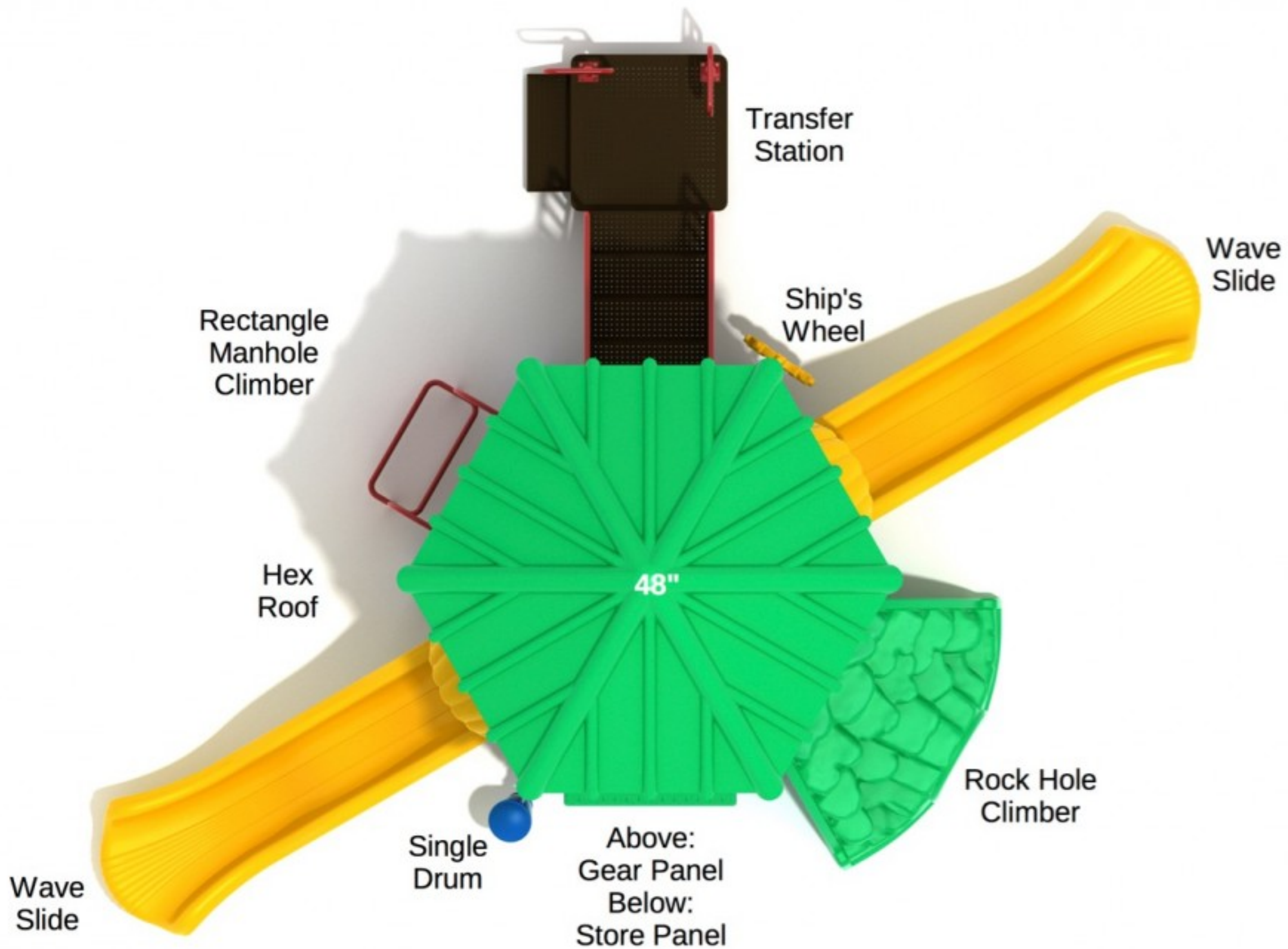
STAPLETON COMMUNITIES

ARC PARK AREA
EAST END











Proposal

February 15, 2019

Stapleton Master Communities
8371 E Northfield Blvd
Denver, CO 80238

Keven Burnett
303-388-0724 Phone
kburnett@stapletoncommunity.com

Project: Playground Renovation Arc Park West Side Option 1

We are pleased to submit this quotation to supply the following items:

| Description | Price |
|---|--|
| Playground Equipment.Com PMF002 Custom 2-12 Play Structure | \$ 13,622.00 |
| | Equipment Sub Total \$ 13,622.00 |
| | Freight \$ 1,989.00 |
| | Installation of Play Equipment \$ 4,086.00 |
| | Total \$19,697.00 |

| | |
|---------------|---|
| Terms: | Payment due upon completion of installation. A 1.5% per month finance charge may be imposed on all past due accounts. Pricing does not include any state or local taxes, permits, inspections, bonds, and/or prevailing wage rates. Pricing excludes "Additional Insured" and "Completed Operations" insurance coverage. General Liability insurance coverage of \$1,000,000/\$2,000,000 aggregate is included; all other requirements must be reviewed and may involve other charges and/or may need to be waived as a requirement for this project. |
| Ship Date: | Order will ship approximately 8-10 weeks upon receipt of acceptance. |
| Installation: | In the event of unforeseen soil, site and/or extreme digging conditions customers will be notified promptly to discuss corrective options and the possibility of additional charges. Installation charge reflects a one-time mobilization and assumes skid steer and truck access to site. Installation pricing does not include any storage charges or removal and/or disposal of post install refuse. |
| Site Work: | Site preparation, initial grade, curbing, walks, ramps, gravel, and drainage supplied and installed by others. Summit Recreation will not be responsible for damage to unmarked utilities or irrigation lines. Price does not include repairs to landscape due to completion of scope of work or access. |

This quotation is valid for 30 days. Thank you for the opportunity to provide this quote!

| | |
|----------------------|------|
| Accepted by Customer | Date |
|----------------------|------|

| | |
|------------|-----------------------|
| Print Name | Purchase Order Number |
|------------|-----------------------|



Stapleton Master Communities Arc Park Area 1

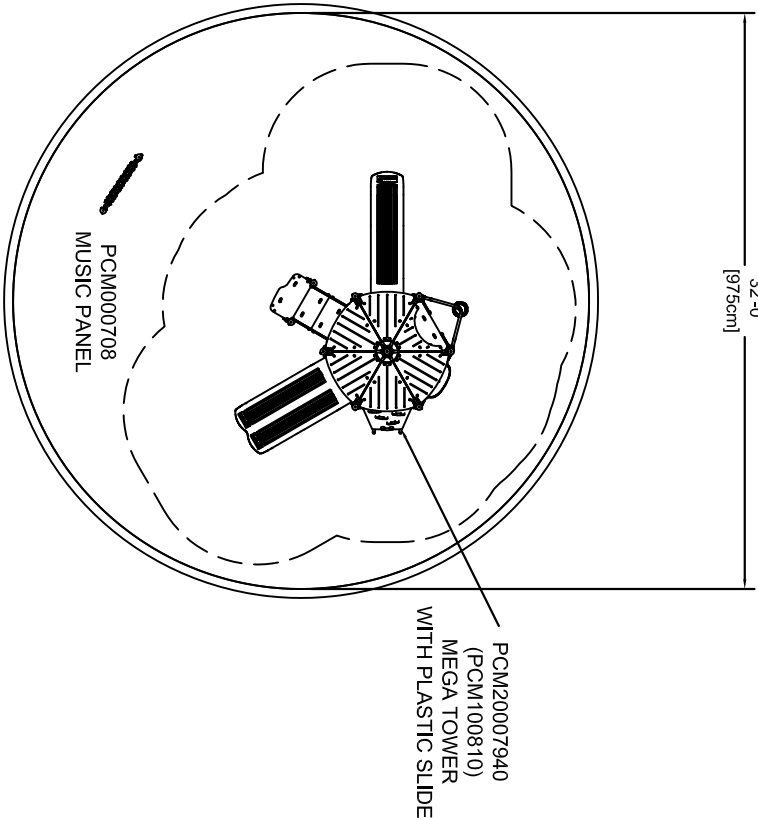


NOT FOR CONSTRUCTION

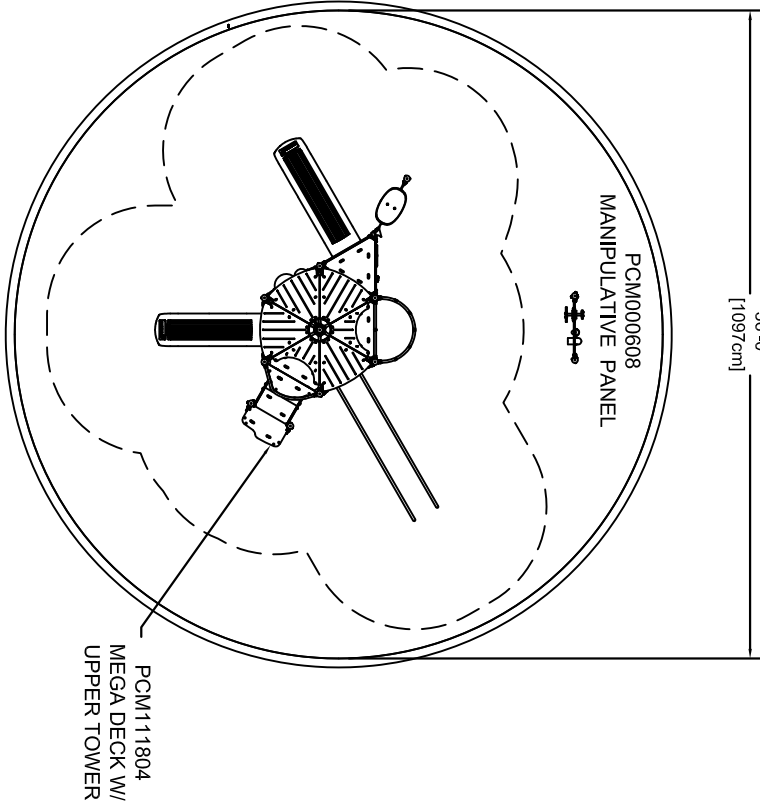
GENERAL NOTES:
1. ALL DIMENSIONS ARE IN METERS UNLESS OTHERWISE SPECIFIED.
2. ALL COMPOSITE STRUCTURES SHOWN REQUIRE A SITE SPECIFIC ENGINEERING DESIGN.
3. FOR SURFACE MOUNT SYSTEMS THE CONCRETE FOUNDATION SHALL BE DESIGNED TO RESIST ALL APPLIED LOADS INCLUDING WIND AND SEISMIC.
4. VERIFY ALL DIMENSIONS AND LOCATIONS WITH THE LOCAL AUTHORITY.
5. VERIFY ALL DIMENSIONS AND LOCATIONS WITH THE LOCAL AUTHORITY.
6. VERIFY ALL DIMENSIONS AND LOCATIONS WITH THE LOCAL AUTHORITY.
7. VERIFY ALL DIMENSIONS AND LOCATIONS WITH THE LOCAL AUTHORITY.
8. VERIFY ALL DIMENSIONS AND LOCATIONS WITH THE LOCAL AUTHORITY.
9. VERIFY ALL DIMENSIONS AND LOCATIONS WITH THE LOCAL AUTHORITY.
10. VERIFY ALL DIMENSIONS AND LOCATIONS WITH THE LOCAL AUTHORITY.

STAPLETON MASTER COMMUNITIES

ARC PARK



AREA: 805 FT²
LINEAR: 101 FT
SURFACE: EWF



AREA: 1018 FT²
LINEAR: 114 FT
SURFACE: EWF



| | | |
|------------|----------------|------------|
| - | - | - |
| NO. | REVISION ISSUE | DATE |
| REVIEW BY: | REPS NAME: | SUMMIT REC |
| DATE: | 01/29/19 | |
| DRAWN BY: | KYL MILL | |
| SHEET: | | |
| | | L1.0 |







Best User Age: **2-5 years**

Footings: In-ground posts

Surface installation also available

Technical information available at kompan.com

ADA ANALYSIS

Elevated
Activities: **6**

Accessible Elevated
Activities

Accessible Ground
Level Activities

Accessible Ground
Level Play Types

Present

6

1

2

Required

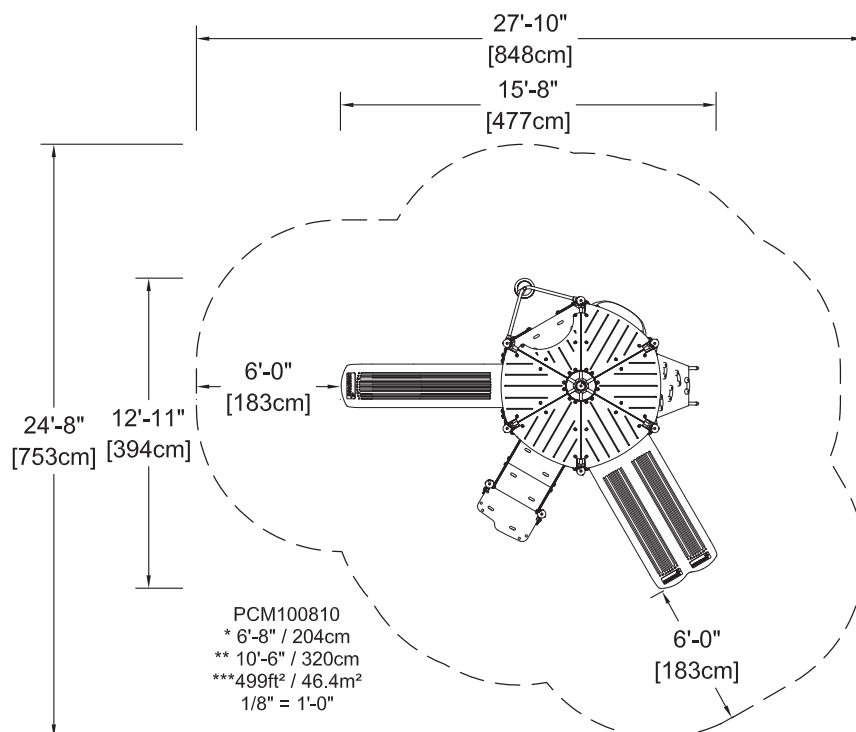
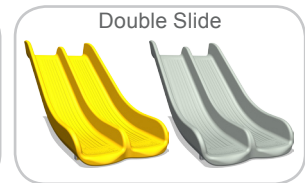
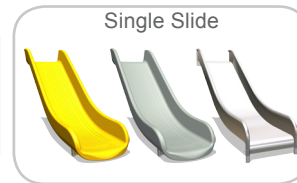

3

2

2

MOMENTS

Available Options:



To verify product certification, visit www.ipema.org

* = Highest designated play surface.

** = Total height of product.

*** = Total area of safety zone.

Highest designated play surface, space required and total area of safety zone are according to ASTM F1487.

Equipment must be installed over resilient surfacing appropriate to the safety guidelines in your area.

Product development is an ongoing process. We reserve the right to make modifications on all our products. This product may not be mirrored, scaled or altered in any way. Safety zones must be retained for proper placement of equipment. If any changes are required, please contact your KOMPAN representative at 1.800.426.9788.



Best User Age: **6 months - 4 years**

Footings: In-ground posts

Surface installation also available

Technical information available at kompan.com

ADA ANALYSIS

Elevated
Activities: **0**

Accessible Elevated
Activities

Accessible Ground
Level Activities

Accessible Ground
Level Play Types

Present

0

1

1

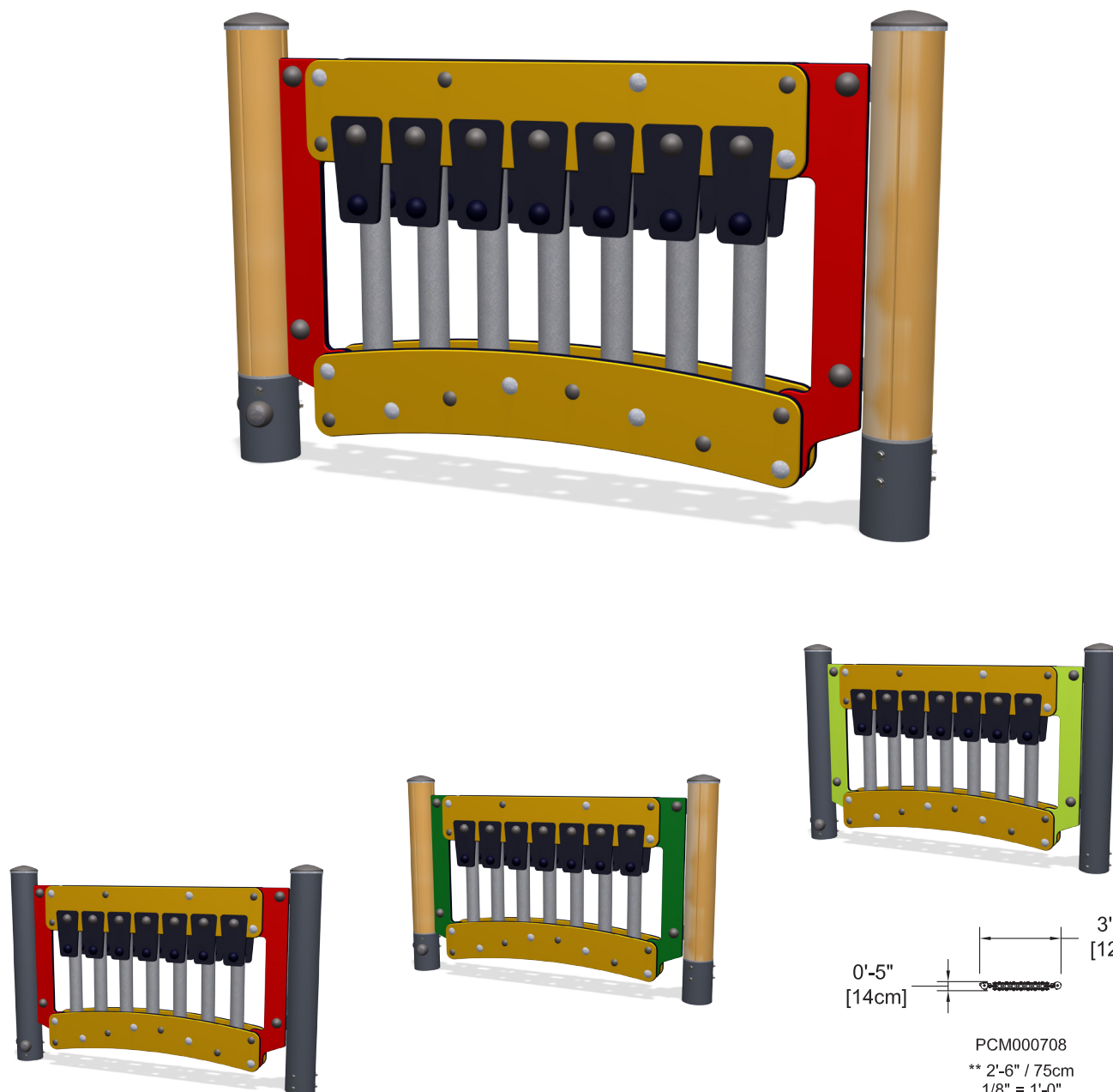
Required

0

1

1

MOMENTS



0'-5" [14cm]
3'-11" [121cm]

PCM000708
** 2'-6" / 75cm
1/8" = 1'-0"



Meets ASTM F2373
requirements
for children ages
6-23 months.



To verify product certification, visit www.ipema.org

* = Highest designated play surface.

** = Total height of product.

*** = Total area of safety zone.

Highest designated play surface, space required and total area of safety zone are according to ASTM F1487.

Equipment must be installed over resilient surfacing appropriate to the safety guidelines in your area.

Product development is an ongoing process. We reserve the right to make modifications on all our products. This product may not be mirrored, scaled or altered in any way. Safety zones must be retained for proper placement of equipment. If any changes are required, please contact your KOMPAN representative at 1.800.426.9788.



Proposal

February 15, 2019

Stapleton Master Communities
8371 E Northfield Blvd
Denver, CO 80238

Keven Burnett
303-388-0724 Phone
kburnett@stapletoncommunity.com

Project: Playground Renovation Arc Park West Side Option 2

We are pleased to submit this quotation to supply the following items:

| Description | Price |
|---------------------------------------|---|
| Kompan | |
| PCM1111804 Custom 5-12 Play Structure | \$ 38,619.00 |
| PCM000608 Interactive Panel | \$ 1,810.00 |
| | Equipment Sub Total \$ 40,429.00 |
| | Freight \$ 2,290.00 |
| | Installation of Play Equipment \$ 10,727.00 |
| | Total \$ 53,446.00 |

| | |
|---------------|---|
| Terms: | Payment due upon completion of installation. A 1.5% per month finance charge may be imposed on all past due accounts. Pricing does not include any state or local taxes, permits, inspections, bonds, and/or prevailing wage rates. Pricing excludes "Additional Insured" and "Completed Operations" insurance coverage. General Liability insurance coverage of \$1,000,000/\$2,000,000 aggregate is included; all other requirements must be reviewed and may involve other charges and/or may need to be waived as a requirement for this project. |
| Ship Date: | Order will ship approximately 8-10 weeks upon receipt of acceptance. |
| Installation: | In the event of unforeseen soil, site and/or extreme digging conditions customers will be notified promptly to discuss corrective options and the possibility of additional charges. Installation charge reflects a one-time mobilization and assumes skid steer and truck access to site. Installation pricing does not include any storage charges or removal and/or disposal of post install refuse. |
| Site Work: | Site preparation, initial grade, curbing, walks, ramps, gravel, and drainage supplied and installed by others. Summit Recreation will not be responsible for damage to unmarked utilities or irrigation lines. Price does not include repairs to landscape due to completion of scope of work or access. |

This quotation is valid for 30 days. Thank you for the opportunity to provide this quote!

Accepted by Customer

Date

Print Name

Purchase Order Number



Stapleton Master Communities Arc Park Area 2

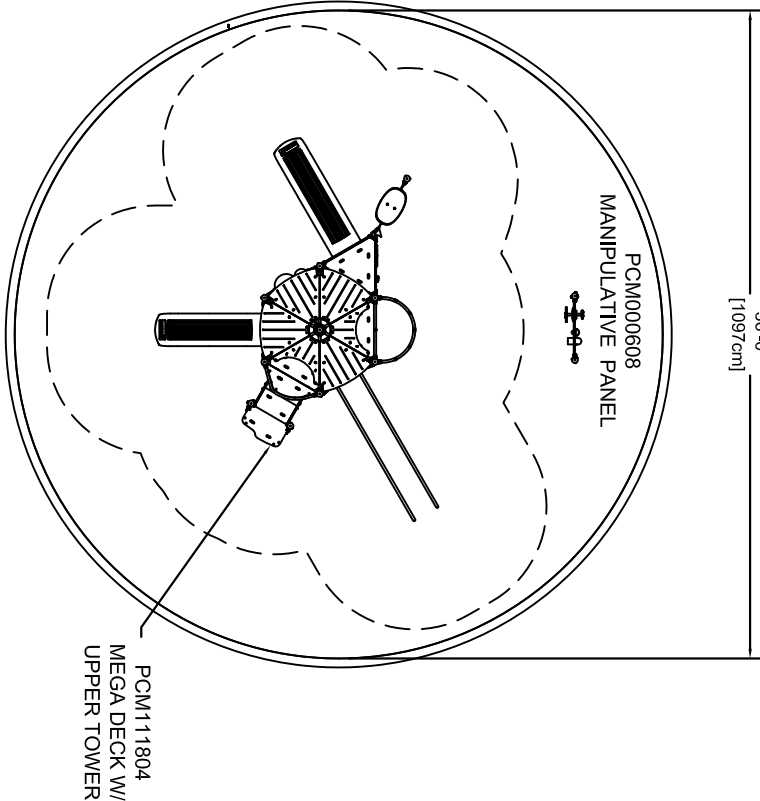
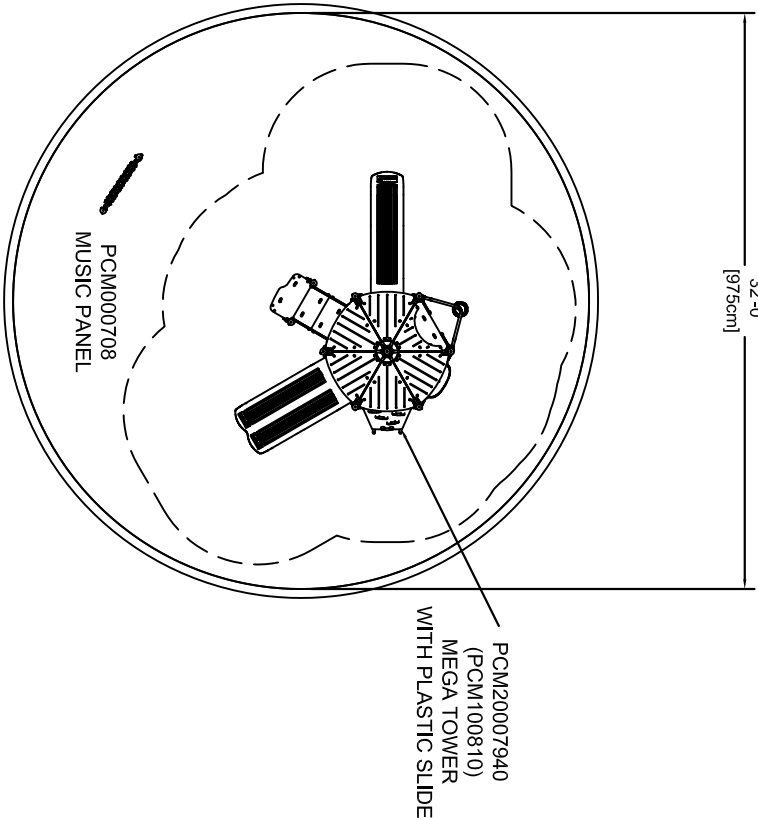


NOT FOR CONSTRUCTION

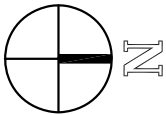
GENERAL NOTES:
1. ALL DIMENSIONS ARE IN METERS UNLESS OTHERWISE SPECIFIED.
2. ALL COMPOSITE STRUCTURES SHOWN REQUIRE A SITE SPECIFIC ENGINEERING DESIGN.
3. FOR SURFACE MOUNT SYSTEMS THE CONCRETE FOUNDATION SHALL BE DESIGNED TO RESIST ALL APPLIED LOADS INCLUDING WIND AND SEISMIC.
4. VERIFY COMPRESSIVE STRENGTH, CONTACT KOMPAN FOR SPECIFIC PRODUCT REQUIREMENTS.
5. SITE REPRESENTATION IS BASED UPON ESTIMATED SITE LAYOUT. THE ACTUAL LAYOUT MAY VARY FROM THE REPRESENTED LAYOUT.
6. LAYOUT IS IN ACCORDANCE WITH ASTM F1487.

STAPLETON MASTER COMMUNITIES

ARC PARK



| | | |
|------------|----------------|------------|
| - | - | - |
| NO. | REVISION ISSUE | DATE |
| REVIEW BY: | REPS NAME: | SUMMIT REC |
| DATE: | 01/29/19 | |
| DRAWN BY: | KYL MILL | |
| SHEET: | | |









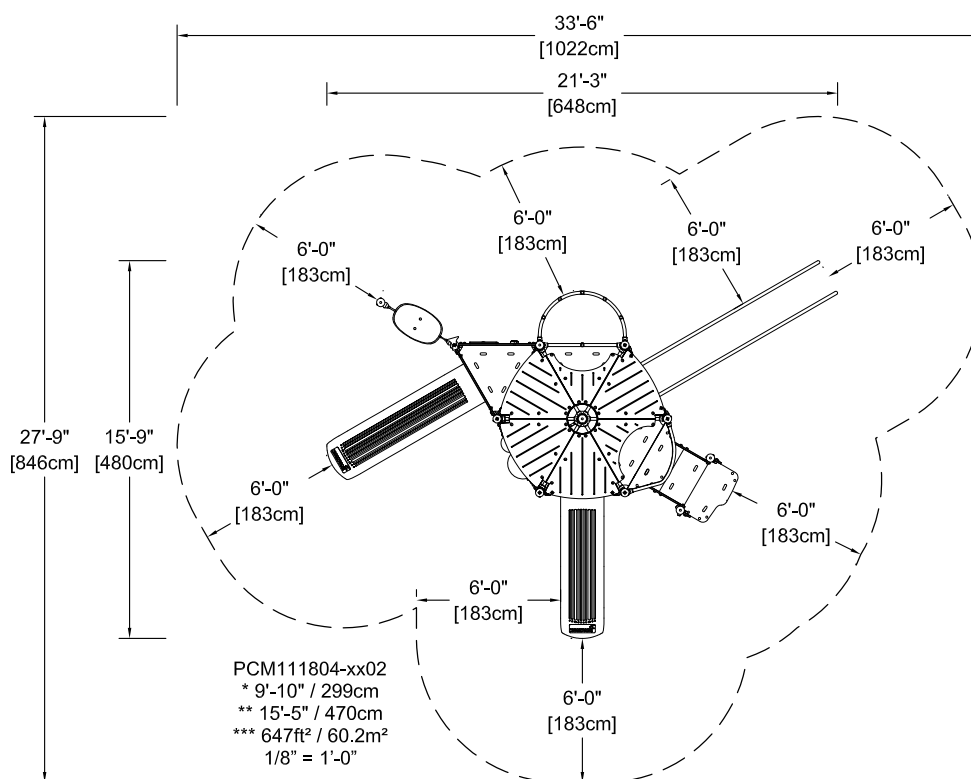
Best User Age: **5-12 years**

Footings: In-ground installation
Surface installation also available

Technical information available at kompan.com

| ADA ANALYSIS | Elevated Activities | Ground Level Activities | Ground Level Play Types |
|--------------|---------------------|-------------------------|-------------------------|
| Present | 8 | 3 | 2 |
| Accessible | 5 | 3 | 2 |
| Required | 4 | 3 | 3 |

MOMENTS



To verify product certification, visit www.ipema.org

* = Highest designated play surface.

** = Total height of product.

*** = Total area of safety zone.

Highest designated play surface, space required and total area of safety zone are according to ASTM F1487.

Equipment must be installed over resilient surfacing appropriate to the safety guidelines in your area.

Product development is an ongoing process. We reserve the right to make modifications on all our products. This product may not be mirrored, scaled or altered in any way. Safety zones must be retained for proper placement of equipment. If any changes are required, please contact your KOMPAN representative at 1.800.426.9788.



Best User Age: **6 months - 4 years**

Footings: In-ground posts

Surface installation also available

Technical information available at kompan.com

ADA ANALYSIS

Elevated Activities: **0**

Accessible Elevated Activities

Accessible Ground Level Activities

Accessible Ground Level Play Types

Present

0

1

1

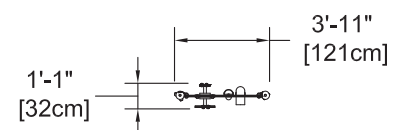
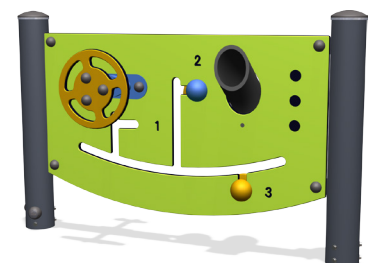
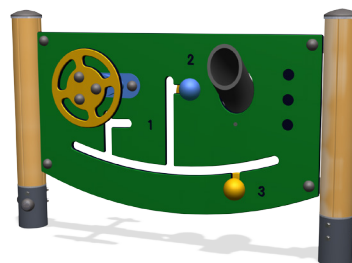
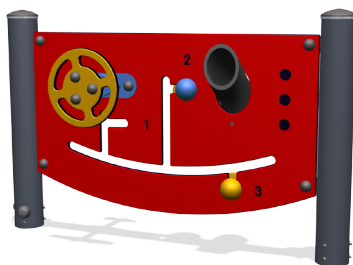
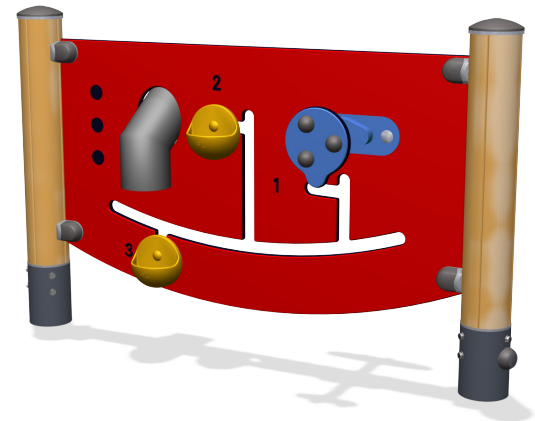
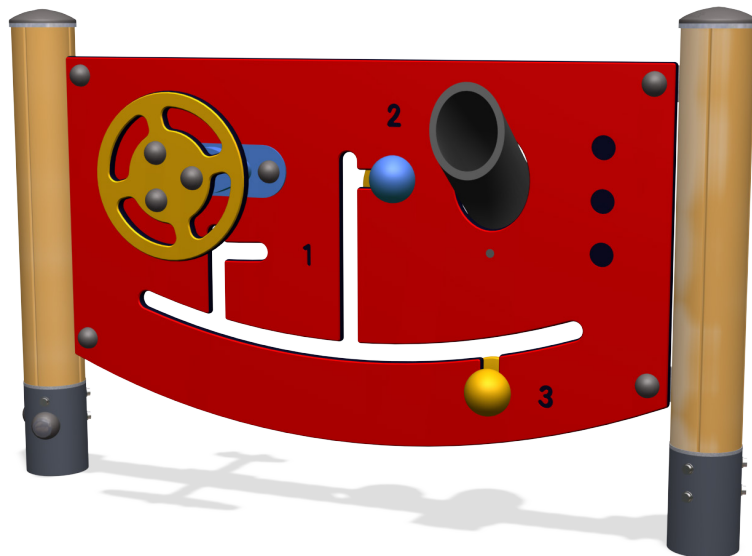
Required

0

1

1

MOMENTS



PCM000608

** 2'-6" / 75cm

1/8" = 1'-0"



Meets ASTM F2373 requirements for children ages 6-23 months.



To verify product certification, visit www.ipema.org

* = Highest designated play surface.

** = Total height of product.

*** = Total area of safety zone.

Highest designated play surface, space required and total area of safety zone are according to ASTM F1487.

Equipment must be installed over resilient surfacing appropriate to the safety guidelines in your area.

Product development is an ongoing process. We reserve the right to make modifications on all our products. This product may not be mirrored, scaled or altered in any way. Safety zones must be retained for proper placement of equipment. If any changes are required, please contact your KOMPAN representative at 1.800.426.9788.