


SuperDrum™

Drum Filter



WESTECH®

SuperDrum™ Drum Filter

Why Choose SuperDrum™?

The SuperDrum™ is an automatic, self-cleaning microscreen filter designed for removal of suspended solids. Filtration opening sizes range from 10 microns to several hundreds of microns. Construction materials are chosen depending on water quality, with stainless steel, acid-proof steel, duplex steel, and FRP among the most common choices. The filter material can be constructed of either polyester or stainless steel.

Applications

- Food Industry Effluents
- Swimming Pools
- Effluent Polishing of Wastewater
- Fish Farming Systems
- Transport Water in Plastic Industry
- Pre-filtration Before Sand Filters
- Pulp and Paper Industry
- Reuse Water
- Industrial Process Water Filtration

Model Options

The SuperDrum™ is available in different models and sizes to suit the needs of different installations that specify footprint, capacity, and construction materials.


SuperDrum Features and Benefits

Automatic Control System: Features a user-friendly touch panel.

Backwash Control: Accomplished via analog level transmitter and frequency converters for the backwash pump and rotor drive, resulting in maximum backwash efficiency and minimum energy consumption.

Adjustable Reject Water Trough: Allows for minimum circulation of separated solids and lowest amount of water in reject.

Emergency Overflow Weirs: Built-in on the inlet side for internal or external bypass.



Chain Drive

Lubrication free and corrosion free.

Filter Panels

Come with an integrated fastening device for quick and easy installation/replacement.

Spray Nozzle

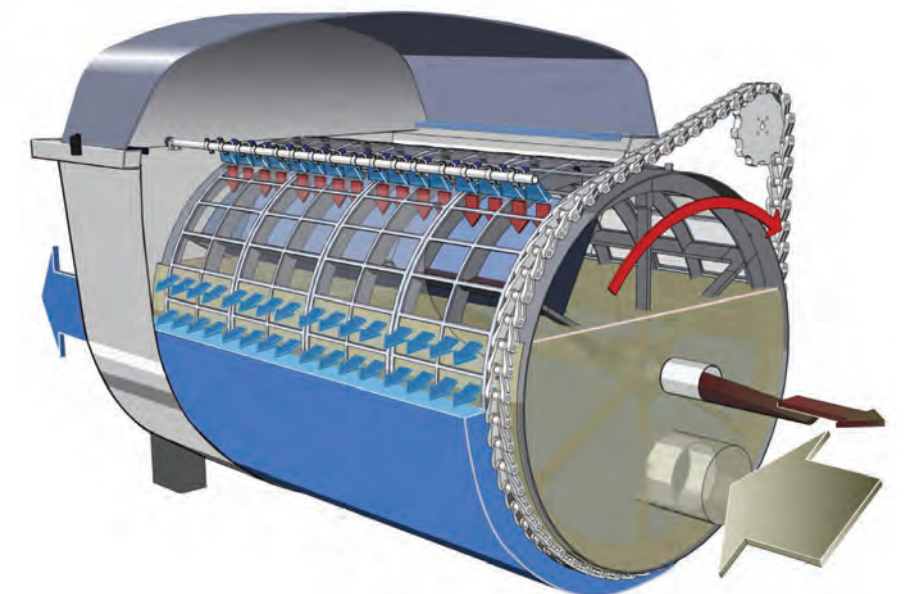
Provides high efficiency and minimizes the risk of clogging.

How It Works

Water to be filtered is guided into the drum and flows by gravity through the filter media panels mounted on the periphery of the drum. Suspended solids are separated and accumulated on the inside of the filter media.

When the water level inside the filter drum increases to a preset point, the drum starts rotating and the backwash of the filter media starts. The high-pressure backwash spray removes the accumulated suspended solids into the reject flume inside the filter. Within a preset range, the drum rotates with optimal speed and optimal backwash water pressure to clean the filter panels using the filtrated water. The wash water is collected in the reject trough and is transported out through the reject pipe. The filter media is submerged to a maximum of 65% and the water level of the filtrate is kept by an effluent weir.

The SuperDrum™ features very low head loss, low energy cost, and a reliable, tested design.



WESTECH[®]

Tel: 801.265.1000
westech-inc.com
info@westech-inc.com
Salt Lake City, Utah, USA

Represented by: