

light on your work

X-BOX - LED 4
4x300W 48V LED - 9M



TRIME
Lighting Tower Specialist



X-BOX - LED 4 4x300W 48V LED - 9M

Our engineers know that the market needs a lighting tower that is rugged, long lasting and safe. The X-BOX LED has been created beginning from these characteristics. It is the best solution to your needs and guarantees 4500 sqm of illuminated area. 20 units can be loaded on a standard truck. To all of this, we added the technology that allows for maximum fuel efficiency and reliability.



8,5m



1030Kg



340°



4500sqm



220(l) - 0,55(l/h)

- Multi-directionally adjustable and tiltable floodlights
- 7 sections hydraulic vertical tower 8,5 m, 340° rotatable
- Standard light sensor for machine power on and off
- Galvanized metalworks
- 80 µm powder coating
- Very compact dimensions for easy handling & transportability, up to 20 units per truck
- Central lifting eye longitudinal and transversal forklift pockets for effective handling
- Plug & play, colour coded cables and connectors
- Guided main coiled cable to avoid damage during tower operation
- Control panel alarms for engine protection and fuel level indicator
- Circuit breaker for electrical protection against overload
- External emergency stop button
- Fully bunded tank, 110%
- Certified wind stability up to 110 km/h
- 4 extendable & height adjustable stabilizers
- On board levels for guidance during stabilization

APPLICATIONS



Gas, oil & mining operations



Special events



Rural & hard to reach areas




Emergency response



Construction & work sites



Military applications



Illuminated area
4500 sqm



**Ease of transport
and handling**




**20
Units Per Truck**



**You can place 20 units on a
single vehicle thanks to one
of the compactest footprints
on the market.**

KEY BENEFITS

- ✓ *Low transport cost*
- ✓ *Low fuel consumption*
- ✓ *LED lamps mean NO replacement of*
 - ✓ *bulbs*
 - ✓ *lamp glass*
 - ✓ *ballast*
 - ✓ *capacitors**Reducing Call Out Costs*



technical data

Dimensions & weight	
Dimensions min. (mm)	1300x1200x2500
Dimensions max. (mm)	2520x2520x8500
Total weight without fuel	1030 Kg

Features	
Rotation	340°
Floodlights	4x300W
Lamps	LED
Options	Timer

Alternator	
Model	Synchronous
Frequency (Hz)	50
Insulation class	H
Degree of protection	IP23
Single phase voltage	3,5 kVA - 230V
Auxiliary outlets	1 kVA

Engine	
Model	Kubota Z482
Fuel	Diesel
r.p.m	1500
Tank capacity (l)	220
Consumption (l/h)	0,55
Running time (h)	400
Noise level (dBA) at 7m	65

Standard load delivery

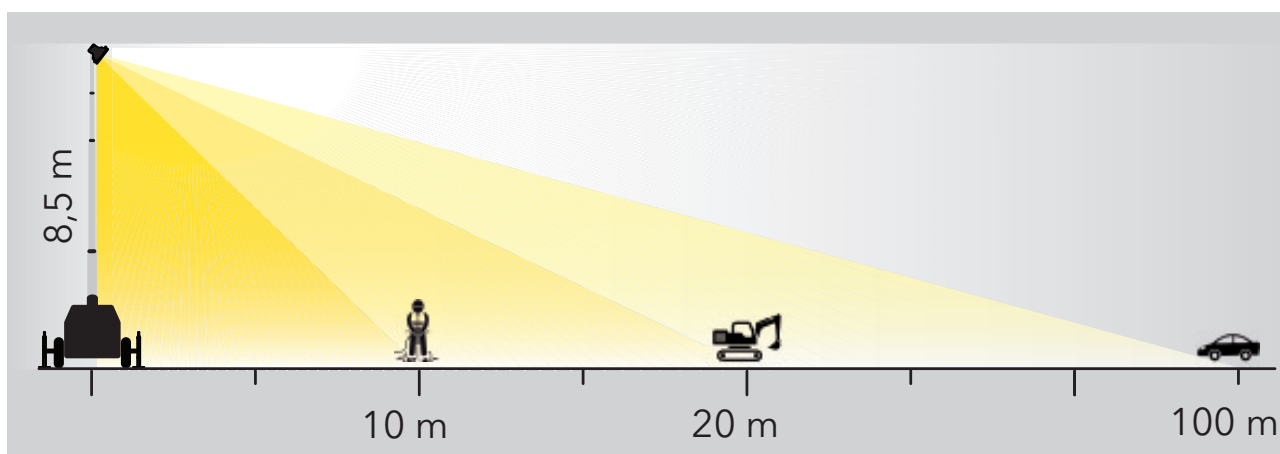
20 sets



Units Per Truck

Illuminated area (5 lux min.)

4500 sqm



Lighting Tower **Specialist**

TRIME s.p.a.

Strada per Robecco, snc
20081 Cassinetta di Lugagnano (MI)
Tel. +39 02 942 1724
www.trime.it - info@trime.it