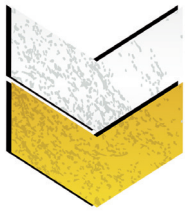


light on your work

**X-CHAIN - LED**  
4x150W LED - 7M



**TRIME**  
Lighting Tower Specialist



# X-CHAIN-LED

4x150W LED - 7M

Our engineers know that the market needs a lighting tower that is rugged, long lasting and safe. The X-CHAIN has been created beginning from these characteristics. It is the best solution to your needs and guarantees 2400 sqm of illuminated area. 33 units can be loaded on a standard truck. To all of this, we added the technology that allows for maximum fuel efficiency and reliability.



7 m



300 Kg



340°



2400 sqm



power

- Multi-directionally adjustable and tiltable floodlights
- 5 sections vertical tower 7meters, 340° rotatable
- Manual lifting system by winch complete with auto-braking system
- Galvanized metalworks
- 80 µm powder coating
- Very compact dimensions for easy handling & transportability, up to 33 units per truck
- Light weight for improved manoeuvrability
- Central lifting eye forklift pockets for effective handling
- Guided main coiled cable to avoid damage during tower operation
- Circuit breaker for electrical protection against overload
- Certified wind stability up to 110 km/h
- 4 extendable & height adjustable stabilizers
- On board levels for guidance during stabilization
- Patented mast emergency brake which prevents the falling of the mast in case of cable failure
- Winch cover
- Top electrical box protection cover
- 2 Retractable galvanized handles
- Light Sensor as standard feature
- Bolted Central lifting eye

**PATENTED**

The first lighting tower in the market that has a patented mast emergency brake system to improve safety of the operators on site (Registration number: 102017000044431)

## APPLICATIONS



Special events



Rural & hard to reach areas



Emergency response



Construction & work sites




Gas, oil & mining operations



Military applications



**very compact dimensions for easy handling & trasportability up to 33 units per truck**



**33  
Units Per Truck**



**You can place 33 units on a single vehicle thanks to one of the compactest footprints on the market.**

KEY BENEFITS

✔ *No fuel cost*

✔ *No carbon emission*

✔ *No maintenance*

✔ *No noise emissions*

✔ *33 units per truck*

LED TECHNOLOGY

SAFETY VERTICAL MAST

PATENTED MAST EMERGENCY BRAKE

GALVANIZED BODY  
DURABLE ANTI-CORROSION  
PROTECTION

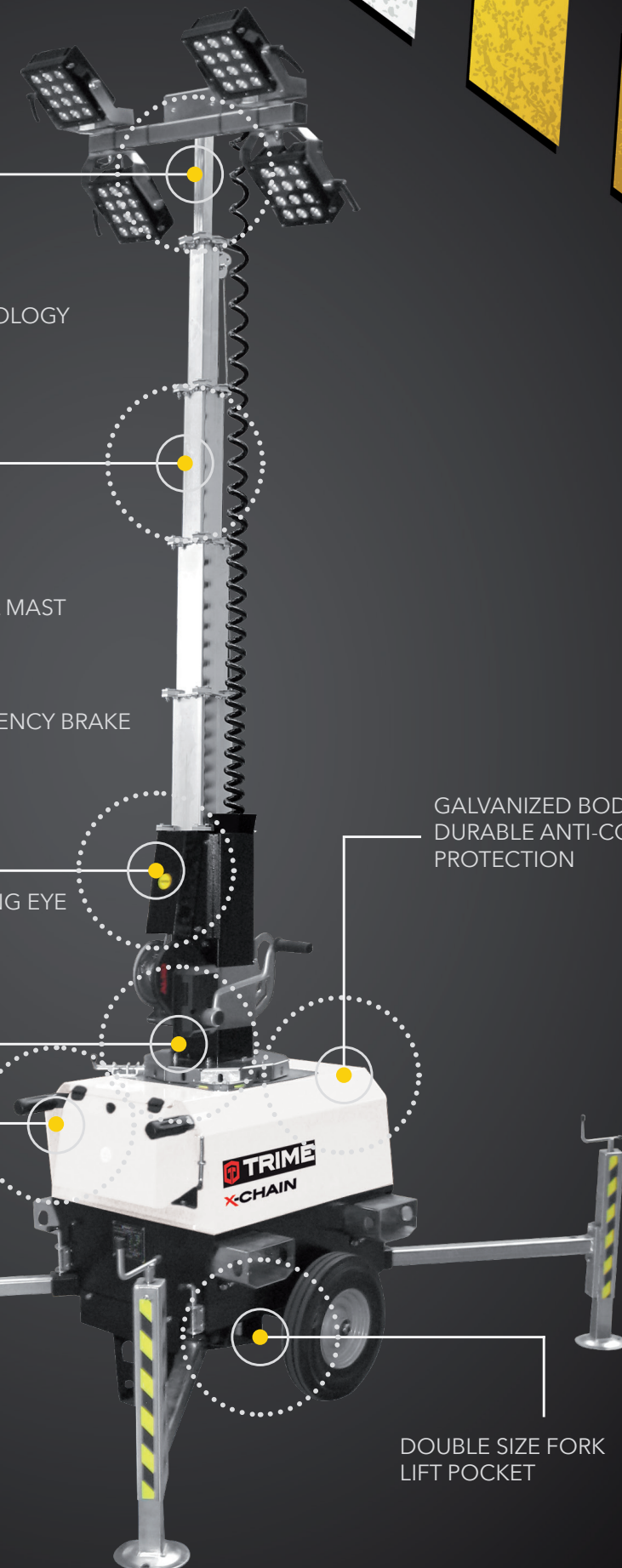
BOLTED CENTRAL LIFTING EYE

FRONTAL PANEL  
PROTECTION COVER

4 ADJUSTABLE  
STABILIZERS

DOUBLE SIZE FORK  
LIFT POCKET

own construction site  
building maintenance  
project repairing  
structure proper  
construction forbidden  
tower caution tower  
structure town  
city industrial  
repairing site tall  
downtown site  
building  
progress  
city town  
ess



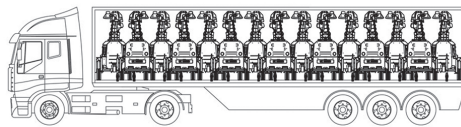


technical data

Dimensions & weight		Input & output	
Dimensions min. (mm)	1200x850x2100	Inlet plug	32A - 230V
Dimensions max. (mm)	1850x1450x7000	Outlet socket	32A - 230V
Total weight	300 Kg	Tower lifting method	
Features		Manual	
Rotation	340°	Trailer type	
Floodlights	4x150W	Hand trolley	
Lamps	LED		

Standard load delivery

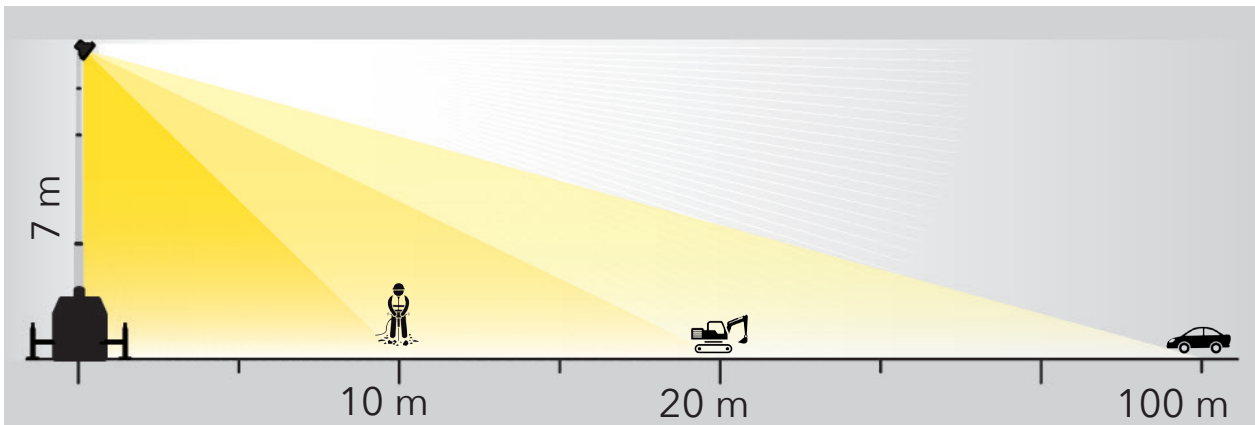
**33 sets**



Units Per Truck

Illuminated area (5 lux min.)

**2400 sqm**



**Trime (UK) Ltd**  
 B3 Spitfire Close, Ermine Business Park,  
 Huntingdon PE29 6XY,  
 Tel. 01480 220500 - fax 01480 220501  
 www.trimeuk.com