

light on your work

X-START

4x150W LED - 9M



TRIME

Lighting Tower Specialist



X-START 4x150W LED - 9M

Our engineers know that the market needs a lighting tower that is rugged, long lasting and safe. The X-START LED has been created beginning from these characteristics. It is the best solution to your needs and guarantees 3000 sqm of illuminated area. 10 units can be loaded on a standard truck. To all of this, we added the technology that allows for maximum fuel efficiency and reliability.



8,5m



750Kg



340°



3000 sqm



80(l) - 0,55(l/h)

- Multi-directionally adjustable and tiltable floodlights
- 7 sections vertical tower 8,5 m, 340° rotatable
- Galvanized metalworks
- 80 µm powder coating
- Very compact dimensions for easy handling & transportability, up to 10 units per truck
- Central lifting eye, forklift pockets for effective handling
- Plug & play, colour coded cables and connectors
- Guided main coiled cable to avoid damage during tower operation
- Control panel alarms for engine protection and fuel level indicator
- Circuit breaker for electrical protection against overload
- External emergency stop button
- Certified wind stability up to 80 km/h
- 5 height adjustable stabilizers
- On board levels for guidance during stabilization

APPLICATIONS



Gas, oil & mining operations



Special events



Rural & hard to reach areas




Emergency response



Construction & work sites



Military applications



Illuminated area
3000 sqm



**Ease of transport
and handling**



**10
Units Per Truck**



**You can place 10 units on a
single vehicle thanks to one
of the compactest footprints
on the market.**

KEY BENEFITS

✓ *Easy to move*

✓ *Robustness*

✓ *Safety*

✓ *Cost effective*


LED TECHNOLOGY

SAFETY VERTICAL MAST

GALVANIZED BODY
DURABLE ANTI-CORROSION
PROTECTION

FORK LIFT POCKET

4 ADJUSTABLE
STABILIZERS



technical data

Dimensions & weight

| | |
|---------------------------|----------------|
| Dimensions min. (mm) | 2560x1320x2550 |
| Dimensions max. (mm) | 2560x2550x8500 |
| Total weight without fuel | 750 Kg |

Features

| | |
|-------------|--------------------------|
| Rotation | 340° |
| Floodlights | 4x150W |
| Lamps | LED |
| Options | Homologated road trailer |

Alternator

| | |
|----------------------|----------------|
| Model | Synchronous |
| Frequency (Hz) | 50 |
| Insulation class | H |
| Degree of protection | IP23 |
| Single phase voltage | 3,5 kVA - 230V |
| Auxiliary outlets | 1 kVA |

Engine

| | |
|-------------------------|-------------|
| Model | Kubota Z482 |
| Fuel | Diesel |
| r.p.m | 1500 |
| Tank capacity (l) | 80 |
| Consumption (l/h) | 0,55 |
| Running time (h) | 145 |
| Noise level (dBA) at 7m | 65 |

Standard load delivery

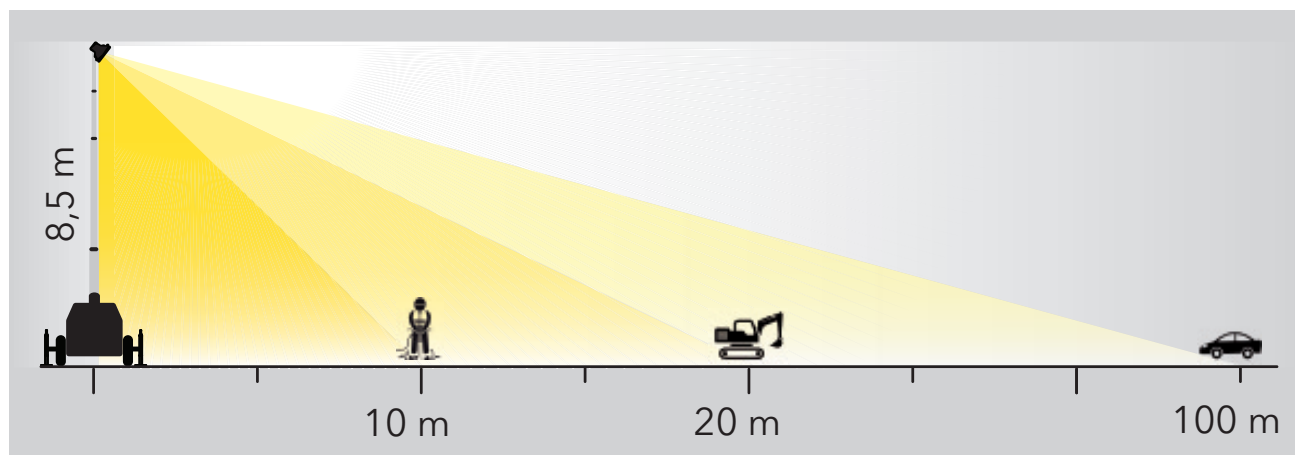
10 sets



Units Per Truck

Illuminated area (5 lux min.)

3000 sqm



Lighting Tower **Specialist**

TRIME s.p.a.

Strada per Robecco, snc
 20081 Cassinetta di Lugagnano (MI)
 Tel. +39 02 942 1724
 www.trime.it - info@trime.it