

# WUNDER KEYS

PIANO IMPROV ACTIVITY



NUTS ABOUT BIRTHDAYS  
**IMPROV DUET**

*A Level One Improvisation Activity*

# **NUTS ABOUT BIRTHDAYS**

by Andrea and Trevor Dow



© 2017 Teach Music Today Learning Solutions

This musical file is intended for use in the purchasing teacher's private studio. Permission is granted to the purchasing teacher for duplication and use within a private studio. Duplication for resale is not permitted. Any adaptation of this copyrighted material requires the written consent of the copyright owner.

# INSTRUCTIONS

**Players:**

2 players

**Materials:**

7 Improv Cards, Teacher Duet page

**Playing the Game:**

- 1) Print this *Nuts About Birthdays* Improv Pack (double-sided).
- 2) Have your piano students practice saying and clapping the *Nuts About Birthdays* phrases on the back of the improv cards. These phrases provide the rhythm your students will be using when they participate in the improv duet. *Note: If you have creative kiddos who want more freedom, we have included two blank cards that can be used to create their own phrases/rhythms.*
- 3) Have your students choose their two favorite *Nuts About Birthdays* improv cards.
- 4) With their hand in C position, have your students experiment with various combinations of notes (using only C, D, E, F and G) to match the rhythms on the cards selected in Step 3. Encourage them to continue their explorations until they decide on a preferred melody for each card.
- 5) Begin playing your teacher accompaniment. When your students feel ready to hop in, have them begin repeatedly playing one of the melodies they created in Step 4. Encourage your students to add in the second melody from Step 4 when they feel comfortable. Instruct your students to switch back and forth between their two melodies.
- 6) Once your students are jamming away without a care, have them expand on their improv skills by experimenting with more card combinations, extra notes, improv "on the fly", harmonic intervals or chords, and articulation changes. The sky's the limit... be creative!

# Nuts About Birthdays!

(Teacher Duet)

Happily

Andrea Dow

Measures 1-4 of the piano score. The piece is in 4/4 time. The right hand plays chords in the upper register, and the left hand plays a simple bass line. A dynamic marking of *f* (forte) is present at the beginning.

Measures 5-8 of the piano score. The right hand continues with chords, and the left hand continues with a simple bass line.

Measures 9-12 of the piano score. The right hand features a melodic line with triplets and a slur. A dynamic marking of *mp* (mezzo-piano) is present. The left hand has whole notes.

Measures 13-16 of the piano score. The right hand continues with a melodic line, including a triplet and a slur. A dynamic marking of *f* (forte) is present. The left hand has whole notes.

Measures 17-20 of the piano score. The right hand plays chords, and the left hand plays a simple bass line. A dynamic marking of *f* (forte) is present. The piece concludes with a double bar line.



IT'S YOUR BIRTHDAY  
**LET'S GO NUTS**

Improv Cards



IT'S YOUR BIRTHDAY  
**LET'S GO NUTS**

Improv Cards



IT'S YOUR BIRTHDAY  
**LET'S GO NUTS**

Improv Cards



IT'S YOUR BIRTHDAY  
**LET'S GO NUTS**

Improv Cards



IT'S YOUR BIRTHDAY  
**LET'S GO NUTS**

Improv Cards



IT'S YOUR BIRTHDAY  
**LET'S GO NUTS**

Improv Cards



IT'S YOUR BIRTHDAY  
**LET'S GO NUTS**

Improv Cards



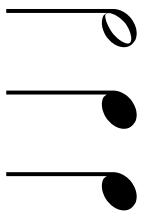
IT'S YOUR BIRTHDAY  
**LET'S GO NUTS**

Improv Cards

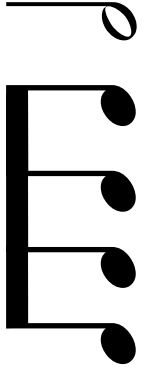


IT'S YOUR BIRTHDAY  
**LET'S GO NUTS**

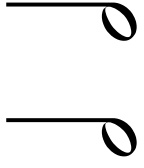
Improv Cards



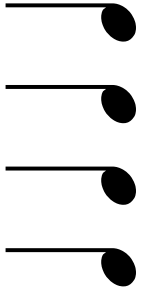
**PARTY TIME!**




**IT'S MY SPECIAL DAY!**




**PRESENTS!**




**LET'S EAT ICE CREAM!**



**HAPPY, HAPPY BIRTHDAY**



**HAVE A PIECE OF CHOCOLATE CAKE!**



**BLOW OUT THE CANDLES**