

# THINSCALE

## INTELLIPERFORM

Powering the Optimization  
of Desktop Performance

Overview & Edition Comparison





## IntelliPerform Feature Overview

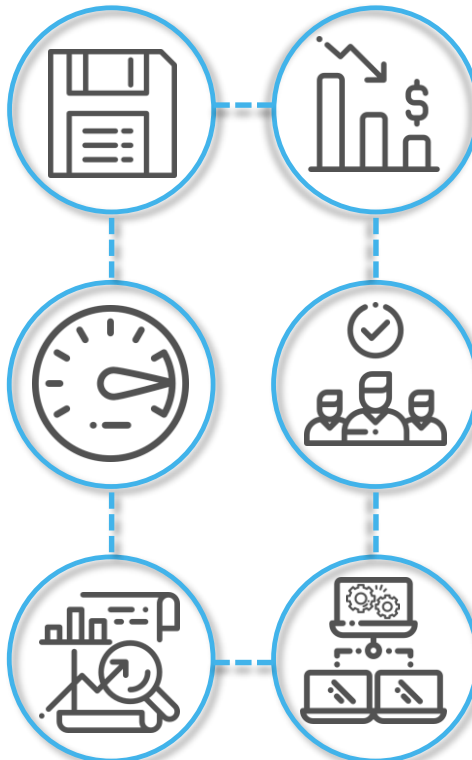
### Powering the Optimization of Desktop Performance

IntelliPerform allows IT teams to intelligently manage and optimize available desktop infrastructure resources, enabling those resources to be delivered in a more targeted way. This prevents resource hungry apps from taking more resource than they actually need or is available. It also allows you to maximize your user density within virtual desktop environments thereby actively enhancing the end user experience and desktop performance, while still keeping costs under control.

IntelliPerform consists of a centralized configuration platform coupled with an advanced rules engine, that enables IT to configure these rules to manage and optimize desktop infrastructure resources.

#### SOFTWARE-DEFINED

IntelliPerform is a software-defined solution that requires no additional hardware. It simply installs inside the desktop OS, either physical or virtual



#### LOWER INFRASTRUCTURE COSTS

Intelligently managing and optimizing the available resources allows IT to maximize their investment in hardware meaning lower costs as there is less infrastructure to manage

#### MAXIMIZE PERFORMANCE

Realize the full performance potential from your desktop infrastructure resources by intelligently optimizing these resources to dynamically target the delivery to the right place as and when required

#### ENHANCED END USER EXPERIENCE

It's all about delivering the best end user experience possible. Managing and delivering optimized resources guarantees that end users have the right resources available to remain productive

#### ADVANCED REPORTS & ANALYTICS

IntelliPerform delivers advanced reporting and analytics capabilities that shows you exactly where your desktop infrastructure resources are being consumed

#### CENTRALIZED MANAGEMENT

Optimize and manage your entire desktop infrastructure resources from a single management console to dynamically configure rules, policies, and actions



## IntelliPerform Feature Overview

### CPU Optimization Features



#### CPU CORE SELECTION

CPU Core selection allows you to assign processes to certain CPU cores in the system. This means the process will only run on the assigned cores.

The benefit is that you can allocate a resource intensive process to have its own dedicated CPU or CPU core. This leaves the rest of the CPU resources free for all the other processes allowing them to run without hitting performance issues.



#### MAXIMUM CPU USAGE

The maximize CPU usage feature allows you to assign a maximum amount of CPU that a process or application can consume at any given time.

To do this it sets a maximum threshold that the process or application cannot exceed, and therefore prevents that process or application from taking all the available CPU resources and preventing others from running in a usable way for the end users.



#### CPU PRIORITY

CPU priority allows you to set the priority level of a process. By doing this the operating system can understand which processes it needs to prioritize when the CPU starts to become constrained.

Assigning a higher CPU priority to business-critical processes will ensure they always have priority over other processes running in the system.



#### CPU REDUCTION

Applying a CPU reduction gradually reduces the amount of CPU a process can consume at any one time. If a process is consuming more CPU than the configured threshold, IntelliPerform will reduce the amount by the configured percentage each second until the threshold is no longer exceeded.



## IntelliPerform Feature Overview

### Memory Optimization Features



#### FLUSH WORKING MEMORY SET


Flushing a process's working set will force the operating system to remove as much physical memory as possible from the process, freeing it up to be used by other processes in the system. This is particularly useful for applications that allocate a lot more memory than they will ever actually use. Flushing the working set ensures only the memory being used is located in physical memory regardless of how much memory was actually allocated.



#### MAXIMUM MEMORY WORKING SET SIZE

IntelliPerform allows you to configure the maximum amount of memory that a process can have in physical RAM at any one time.


It prevents a process from taking too much memory which would starve other processes causing poor desktop performance or system hangs.



#### MEMORY PRIORITY

Process memory priorities help the operating system determine which physical memory pages to move to the paging file when memory resources are running low. Memory allocated by processes with a lower memory priority will be moved first.

Assigning higher memory priorities to your business-critical applications ensures the memory they have allocated remains in physical memory longer.



#### MEMORY WORKING SET REDUCTION

Applying a working set reduction gradually reduces the amount of memory a process can have in physical memory at any one time.

If a process has more memory allocated than the configured threshold, IntelliPerform will reduce the amount by the configured percentage each second until the threshold is no longer exceeded.





## IntelliPerform Feature Overview

### Advanced Rules-based Engine

IntelliPerform uses an advanced rules-based engine that enables IT teams to manage and optimize the available desktop infrastructure resources.

The benefit of having this level of advanced rules is that applications and process don't take up more resources than they need to, meaning no rogue processes can slow the overall performance. The net result being that your end users receive the best end user experience possible by delivering the right resources at the right time.

Rules can be applied on a per process, per session, or across the entire system as per the following:



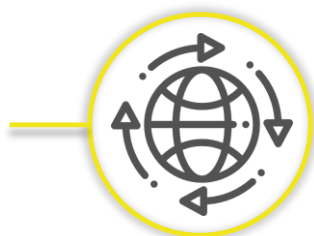
#### PER PROCESS RULES

With the per process rules setting, you can target an individual process and apply the configured actions to that process when it exceeds the thresholds that have been configured.



#### PER SESSION RULES

Monitor the user session by applying the configured actions to all processes running in that session when they collectively exceed the configured thresholds or when the user session state meets the configured criteria.



#### SYSTEM WIDE RULES

System wide rules monitors the entire system and will apply the configured actions when thresholds have been reached to the highest consuming process at the time. Then the system falls below the thresholds the actions applied to the processes will be removed.



## IntelliPerform Feature Overview

### Edition Feature Comparison

IntelliPerform is available in two different editions; the free **Community Edition** and **Enterprise Edition**. The table below highlights the key features and which edition each feature is available with.

Feature Description	Community	Enterprise
Static rule assignment	✓	✓
CPU core selection	✓	✓
Per process based rules		✓
Per session based rules		✓
System wide rules		✓
Apply rule conditions		✓
Configure CPU actions		✓
Configure memory actions		✓
User / group selection		✓
ThinScale Management Platform support		✓
Centralized monitoring and reporting		✓

For more details on the features and benefits of deploying IntelliPerform to optimize and manage your desktop infrastructure resources, how it works, and how it fits into your current desktop environment or how it can play a part in a desktop transformation project, please visit the ThinScale website or contact the ThinScale team to discuss your specific use case.

# THINSCALE

Software solutions that enable IT to deliver the modern digital workplace without compromising on end user experience, security, or performance.

## Contact Us



US: +1 516 321 1774



NL: +31 203 690 475



IE: +353 1906 9250



UK: +44 203 854 0944



[Request a Demo](#)



[sales@thinscale.com](mailto:sales@thinscale.com)



[thinscale.com](https://thinscale.com)



ThinScale,  
The Media Cube,  
Kill Avenue,  
Dún Laoghaire,  
Co. Dublin, A96 X6X3  
Ireland