

Unity IPC Custom Animation Curves - MocapOnline

Some of our Animation Packs now have **In-Place Custom(IPC) curves**. They can be ignored, and will not affect any animation programming you normally do and are accustomed to working with.

HOWEVER, combined with the **“Reference Root”** motion we offer (please see our other docs about Root motion) they are a potentially powerful and useful tool.

WHAT ARE IPC CURVES?

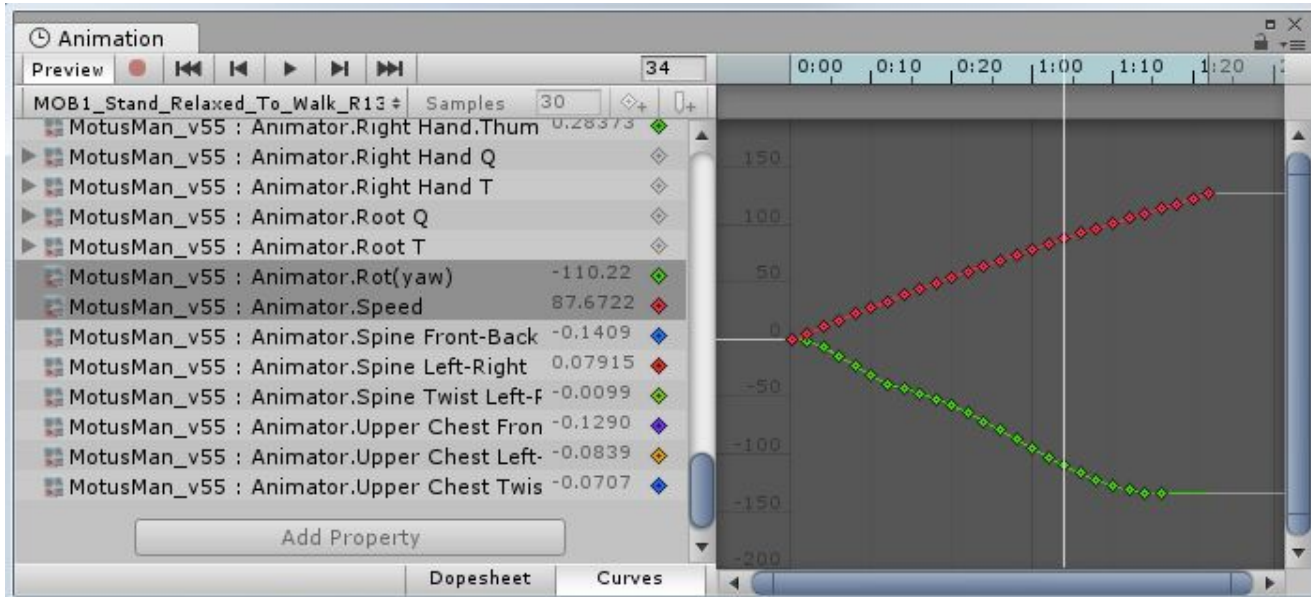


Fig. 1

IPC curves are derived and calculated from the original **“Root”** animation as two values:

- **“Speed”** - The character’s cm/sec (centimeters per second) speed, frame by frame.
- **“Rot(yaw)”** - The character’s rotational heading (facing direction) in degrees, frame by frame. An animation always starts at zero degrees.

A simple example: **“Walk_Forward_Loop_IPC”** would have a constant **Speed** of 128.194 cm/sec, and a constant **Rot(yaw)** of zero degrees moving in a straight line.

A more **complex example**, however:

Using (Fig. 1) above **“Stand_Relaxed_To_Walk_R135_Fwd_IPC”** as an example, the action result would be:

- The **“Root”** moves in a straight diagonal line Right/Back (at -135 deg) using the red curve values frame by frame for speed.
- The **“Root”** rotates to the right using the green curve values frame by frame for the number of degrees.
- The animation ends at frame 52, with the **Speed** at 126.388 cm/sec, and the **Rot(yaw)** heading at -135 degrees.
- This transition animation ends with the character walking in a straight line facing 135 degrees to the right, and would blend into **“Walk_Forward_Loop_IPC”** with a reset **Rot(yaw)** value of zero degrees, and a constant **Speed** value of 128.194 cm/sec.

By using these **“IPC”** curve values with **“Root”** motion, an in-place motion can be moved and accurately replicate the original variable root motion of the character. Instead of assigning static, linear or arbitrary values to the speed and/or heading as guesswork and creating foot sliding errors and other poor looking behavior.

IPC GETTING STARTED - Basic Settings

Make sure “**Animated Custom Properties**” is checked in the **Animation Import Settings** for all animations. (See Fig. 2)

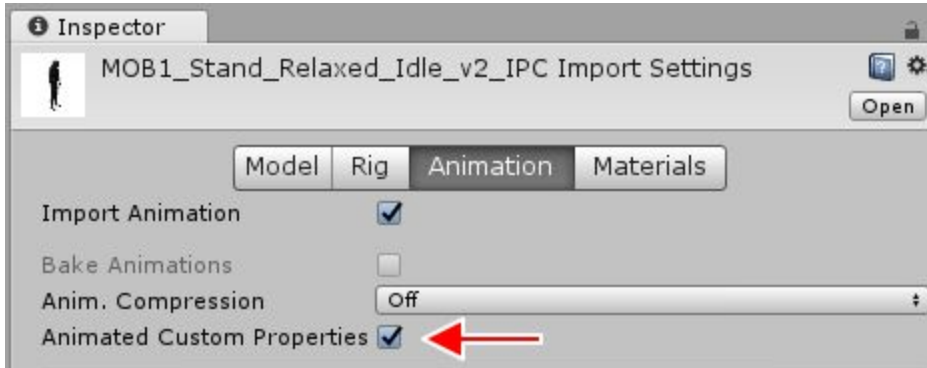


Fig. 2

Since the IPC curves are based on the reference “Root” animation, in order to work correctly you have to set the character’s root motion node to “**Root**”.

You will find this setting right at the bottom of the **Animation Import Settings**. (See Fig. 3)

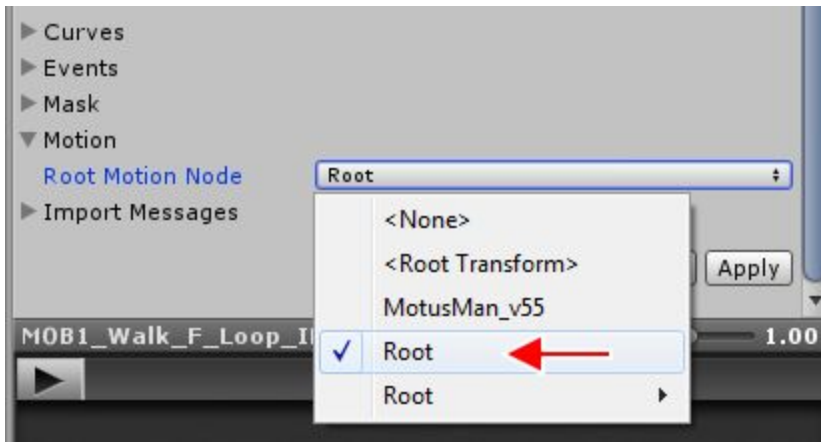


Fig. 3

To make them appear in the “**Animation**” **Window**, you have to add the respective parameters as **floats** to the **Animator** component. (See Fig. 4).




Fig. 4

The naming has to exactly match the curve names, otherwise, it won't work. If you mistyped the parameter names or forgot to add them at all, they will appear to be **"Missing!"** in the "Animation" window (See Fig. 5). Make sure you added the parameters and their names match exactly.

NOTE: If Unity still shows "Missing!" in the animation window, you need to update the window by dragging the time slider on the right just a few frames. The "Missing!" notify should be gone now.

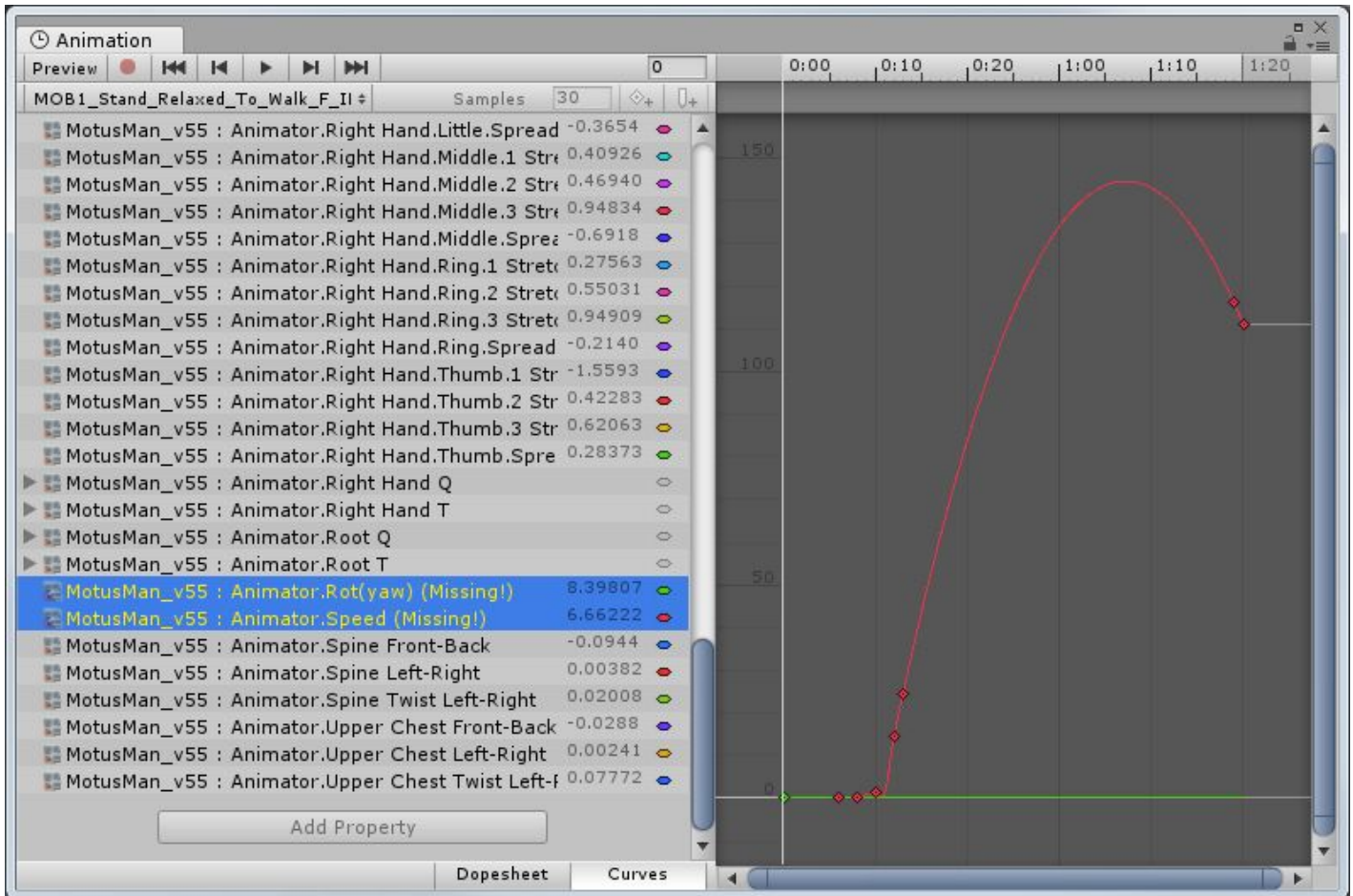


Fig. 5

To read the parameters using **C# Script**, just use **GetFloat("Speed")** as mentioned in the **Unity docs**:

<https://docs.unity3d.com/ScriptReference/Animator.GetFloat.html>

It is recommended to use 1/100 of the speed, as IPC curves are in centimeters per second, and Unity uses meters per second by default. You would need to use your own values, depending on your project settings.

```
voidStart()
{
    anim=gameObject.GetComponent<Animator>();
}

voidUpdate()
{
    Debug.Log(anim.GetFloat("Speed")/100);
}
```

*****NOTE: This is not meant to be a full programming tutorial for using IPC curves!**

It is just some basics on how to access and initially approach using **IPC**, thanks to our clever friend **Zyblade** on the official [Unity Community Forum](#)!

Zyblade saw the **IPC** curves we include in **UE4** and asked us to offer them in **Unity** as well. He has done some very cool things with them!

Please direct any detailed programming conversation to the **Unity Community Forum**.

Zyblade and **MocapOnline** will be there as well to discuss the usage of **IPC** curves.

www.MocapOnline.com

<https://assetstore.unity.com/publishers/4746>

[Unity Community Forum](#)

Unity@MotusDigital.com