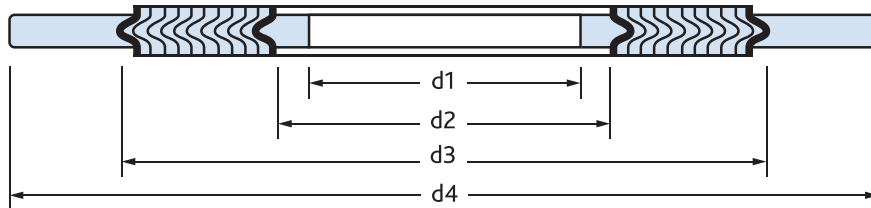


Dimensional Data :

Spiral Wound Gaskets ASME B16.20 (for RF flanges B16.5) | Class 150



NPS	Inner Ring	Sealing Element		Outer Ring
	Inside Dia (d1)	Inside Dia (d2)	Outside Dia (d3)	Outside Dia (d4)
1/2	14.2	19.1	31.8	47.8
3/4	20.6	25.4	39.6	57.2
1	26.9	31.8	47.8	66.8
1¼	38.1	47.8	60.5	76.2
1½	44.5	54.1	69.9	85.9
2	55.6	69.9	85.9	104.9
2½	66.5	82.6	98.6	124
3	81	101.6	120.7	136.7
4	106.4	127	149.4	174.8
5	131.8	155.7	177.8	196.9
6	157.2	182.6	209.6	222.3
8	215.9	233.4	263.7	279.4
10	268.2	287.3	317.5	339.9
12	317.5	339.9	374.7	409.7
14	349.3	371.6	406.4	450.9
16	400.1	422.4	463.6	514.4
18	449.3	474.7	527.1	549.4
20	500.1	525.5	577.9	606.6
24	603.3	628.7	685.8	717.6

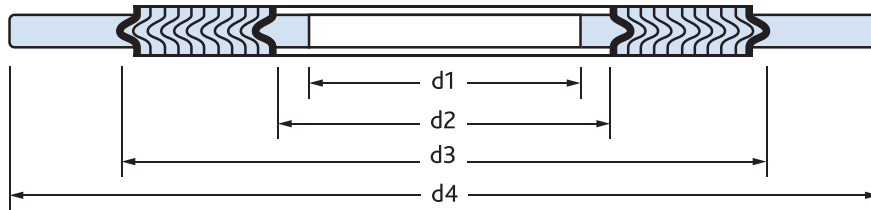
NOTES:

- All dimensions are in millimeters
- Spiral Wound gasket with Inner - and Outer ring
- d1 = Inside diameter Inner ring.
- d2 = Inside diameter sealing element when no Inner ring is used.
- d3 = Outside diameter of sealing element.
- d4 = Outside diameter of Outer ring.

- Thickness of inner and outer ring: 2.97 mm - 3.33 mm.
- Thickness sealing element: 4.45 mm.
- Tolerance Outside diameter for NPS 1/2 through NPS 8 is ± 0.8 mm; for NPS 10 through NPS 24 tolerance is + 1.5 mm - 0.8 mm.
- There are no class 400 flanges NPS 1/2 thru NPS 3 (use Class 600), class 900 flanges NPS 1/2 thru NPS 2½ (use Class 1500), or class 2500 flanges NPS 14 or larger.

Dimensional Data :

Spiral Wound Gaskets ASME B16.20 (for RF flanges B16.5) | Class 300



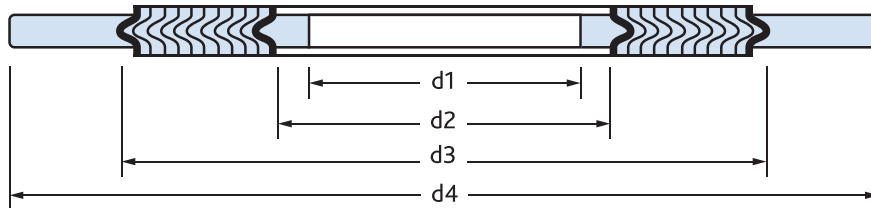
NPS	Inner Ring	Sealing Element		Outer Ring
	Inside Dia (d1)	Inside Dia (d2)	Outside Dia (d3)	Outside Dia (d4)
1/2	14.2	19.1	31.8	54.1
3/4	20.6	25.4	39.6	66.8
1	26.9	31.8	47.8	73.2
1¼	38.1	47.8	60.5	82.6
1½	44.5	54.1	69.9	95.3
2	55.6	69.9	85.9	111.3
2½	66.5	82.6	98.6	130.3
3	81	101.6	120.7	149.4
4	106.4	127	149.4	181.1
5	131.8	155.7	177.8	215.9
6	157.2	182.6	209.6	251
8	215.9	233.4	263.7	308.1
10	268.2	287.3	317.5	362
12	317.5	339.9	374.7	422.4
14	349.3	371.6	406.4	485.9
16	400.1	422.4	463.6	539.8
18	449.3	474.7	527.1	596.9
20	500.1	525.6	577.9	654.1
24	603.3	628.7	685.8	774.7

NOTES:

- All dimensions are in millimeters
- Spiral Wound gasket with Inner - and Outer ring
- d1 = Inside diameter Inner ring.
- d2 = Inside diameter sealing element when no Inner ring is used.
- d3 = Outside diameter of sealing element.
- d4 = Outside diameter of Outer ring.
- Thickness of inner and outer ring: 2.97 mm - 3.33 mm.
- Thickness sealing element: 4.45 mm.
- Tolerance Outside diameter for NPS 1/2 through NPS 8 is ± 0.8 mm; for NPS 10 through NPS 24 tolerance is + 1.5 mm - 0.8 mm.
- There are no class 400 flanges NPS 1/2 thru NPS 3 (use Class 600), class 900 flanges NPS 1/2 thru NPS 2½ (use Class 1500), or class 2500 flanges NPS 14 or larger.

Dimensional Data :

Spiral Wound Gaskets ASME B16.20 (for RF flanges B16.5) | Class 400



NPS	Inner Ring	Sealing Element		Outer Ring
	Inside Dia (d1)	Inside Dia (d2)	Outside Dia (d3)	Outside Dia (d4)
1/2	14.2	19.1	31.8	54.1
3/4	20.6	25.4	39.6	66.8
1	26.9	31.8	47.8	73.2
1¼	38.1	47.8	60.5	82.6
1½	44.5	54.1	69.9	95.3
2	55.6	69.9	85.9	111.3
2½	66.5	82.6	98.6	130.3
3	81	101.6	120.7	149.4
4	102.6	120.7	149.4	177.8
5	128.3	147.6	177.8	212.9
6	154.9	174.8	209.6	247.7
8	205.7	225.6	263.7	304.8
10	255.3	274.6	317.5	358.9
12	307.3	327.2	374.7	419.1
14	342.9	362	406.4	482.6
16	389.9	412.8	463.6	536.7
18	438.2	469.9	527.1	593.9
20	489	520.7	577.9	647.7
24	590.6	628.7	685.8	768.4

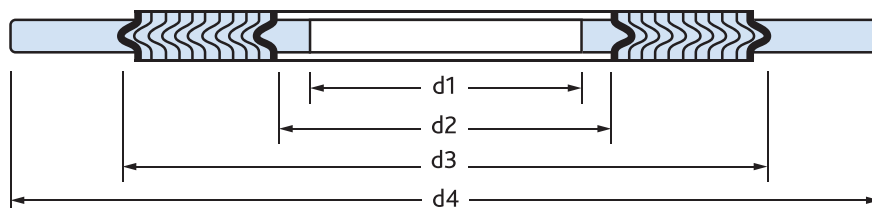
NOTES:

- All dimensions are in millimeters
- Spiral Wound gasket with Inner - and Outer ring
- d1 = Inside diameter Inner ring.
- d2 = Inside diameter sealing element when no Inner ring is used.
- d3 = Outside diameter of sealing element.
- d4 = Outside diameter of Outer ring.

- Thickness of inner and outer ring: 2.97 mm - 3.33 mm.
- Thickness sealing element: 4.45 mm.
- Tolerance Outside diameter for NPS 1/2 through NPS 8 is ± 0.8 mm; for NPS 10 through NPS 24 tolerance is + 1.5 mm - 0.8 mm.
- There are no class 400 flanges NPS 1/2 thru NPS 3 (use Class 600), class 900 flanges NPS 1/2 thru NPS 2½ (use Class 1500), or class 2500 flanges NPS 14 or larger.

Dimensional Data :

Spiral Wound Gaskets ASME B16.20 (for RF flanges B16.5) | Class 600



NPS	Inner Ring	Sealing Element		Outer Ring
	Inside Dia (d1)	Inside Dia (d2)	Outside Dia (d3)	Outside Dia (d4)
1/2	14.2	19.1	31.8	54.1
3/4	20.6	25.4	39.6	66.8
1	26.9	31.8	47.8	73.2
1¼	38.1	47.8	60.5	82.6
1½	44.5	54.1	69.9	95.3
2	55.6	69.9	85.9	111.3
2½	66.5	82.6	98.6	130.3
3	78.7	101.6	120.7	149.4
4	102.6	120.7	149.4	193.8
5	128.3	147.6	177.8	241.3
6	154.9	174.8	209.6	266.7
8	205.7	225.6	263.7	320.8
10	255.3	274.6	317.5	400.1
12	307.3	327.2	374.7	457.2
14	342.9	362	406.4	492.3
16	389.9	412.8	463.6	565.2
18	438.2	469.9	527.1	612.9
20	489	520.7	577.9	682.8
24	590.6	628.7	685.8	790.7

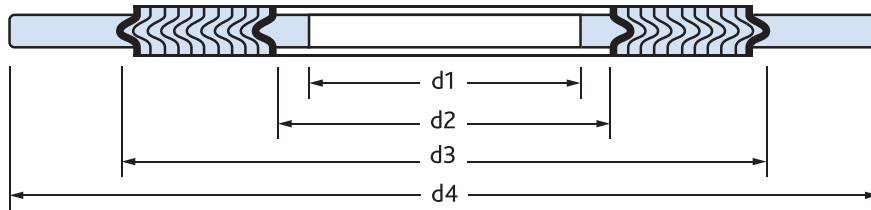
NOTES:

- All dimensions are in millimeters
- Spiral Wound gasket with Inner - and Outer ring
- d1 = Inside diameter Inner ring.
- d2 = Inside diameter sealing element when no Inner ring is used.
- d3 = Outside diameter of sealing element.
- d4 = Outside diameter of Outer ring.

- Thickness of inner and outer ring: 2.97 mm - 3.33 mm.
- Thickness sealing element: 4.45 mm.
- Tolerance Outside diameter for NPS 1/2 through NPS 8 is ± 0.8 mm; for NPS 10 through NPS 24 tolerance is + 1.5 mm - 0.8 mm.
- There are no class 400 flanges NPS 1/2 thru NPS 3 (use Class 600), class 900 flanges NPS 1/2 thru NPS 2½ (use Class 1500), or class 2500 flanges NPS 14 or larger.

Dimensional Data :

Spiral Wound Gaskets ASME B16.20 (for RF flanges B16.5) | Class 900



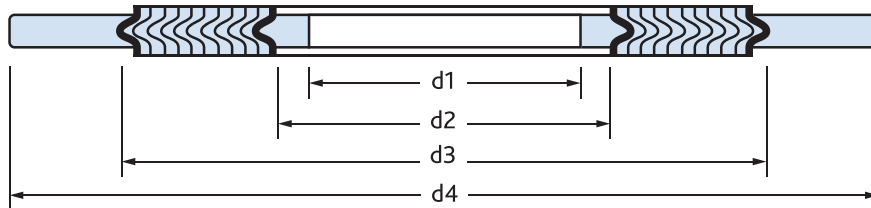
NPS	Inner Ring	Sealing Element		Outer Ring
	Inside Dia (d1)	Inside Dia (d2)	Outside Dia (d3)	Outside Dia (d4)
1/2	14.2	19.1	31.8	63.5
3/4	20.6	25.4	39.6	69.9
1	26.9	31.8	47.8	79.5
1¼	33.3	39.6	60.5	88.9
1½	41.4	47.8	69.9	98.6
2	52.3	58.7	85.9	143
2½	63.5	69.9	98.6	165.1
3	78.7	95.3	120.7	168.4
4	102.6	120.7	149.4	206.5
5	128.3	147.6	177.8	247.7
6	154.9	174.8	209.6	289.1
8	196.9	222.3	257.3	358.9
10	246.1	276.4	311.2	435.1
12	292.1	323.9	368.3	498.6
14	320.8	355.6	400.1	520.7
16	374.7	412.8	457.2	574.8
18	425.5	463.6	520.7	638.3
20	482.6	520.7	571.5	698.5
24	590.6	628.7	679.5	838.2

NOTES:

- All dimensions are in millimeters
- Spiral Wound gasket with Inner - and Outer ring
- d1 = Inside diameter Inner ring.
- d2 = Inside diameter sealing element when no Inner ring is used.
- d3 = Outside diameter of sealing element.
- d4 = Outside diameter of Outer ring.
- Thickness of inner and outer ring: 2.97 mm - 3.33 mm.
- Thickness sealing element: 4.45 mm.
- Tolerance Outside diameter for NPS 1/2 through NPS 8 is ± 0.8 mm; for NPS 10 through NPS 24 tolerance is + 1.5 mm - 0.8 mm.
- There are no class 400 flanges NPS 1/2 thru NPS 3 (use Class 600), class 900 flanges NPS 1/2 thru NPS 2½ (use Class 1500), or class 2500 flanges NPS 14 or larger.

Dimensional Data :

Spiral Wound Gaskets ASME B16.20 (for RF flanges B16.5) | Class 1500



NPS	Inner Ring	Sealing Element		Outer Ring
	Inside Dia (d1)	Inside Dia (d2)	Outside Dia (d3)	Outside Dia (d4)
1/2	14.2	19.1	31.8	63.5
3/4	20.6	25.4	39.6	69.9
1	26.9	31.8	47.8	79.5
1¼	33.3	39.6	60.5	88.9
1½	41.4	47.8	69.9	98.6
2	52.3	58.7	85.9	143
2½	63.5	69.9	98.6	165.1
3	78.7	92.2	120.7	174.8
4	97.8	117.6	149.4	209.6
5	124.5	143	177.8	254
6	147.3	171.5	209.6	282.7
8	196.9	215.9	257.3	352.6
10	246.1	266.7	311.2	435.1
12	292.1	323.9	368.3	520.7
14	320.8	362	400.1	577.9
16	374.7	406.4	457.2	641.4
18	425.5	463.6	520.7	704.9
20	476.3	514.4	571.5	755.7
24	577.9	616	679.5	901.7

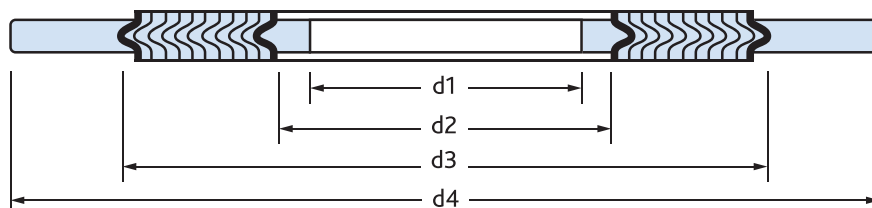
NOTES:

- All dimensions are in millimeters
- Spiral Wound gasket with Inner - and Outer ring
- d1 = Inside diameter Inner ring.
- d2 = Inside diameter sealing element when no Inner ring is used.
- d3 = Outside diameter of sealing element.
- d4 = Outside diameter of Outer ring.

- Thickness of inner and outer ring: 2.97 mm - 3.33 mm.
- Thickness sealing element: 4.45 mm.
- Tolerance Outside diameter for NPS 1/2 through NPS 8 is ± 0.8 mm; for NPS 10 through NPS 24 tolerance is + 1.5 mm - 0.8 mm.
- There are no class 400 flanges NPS 1/2 thru NPS 3 (use Class 600), class 900 flanges NPS 1/2 thru NPS 2½ (use Class 1500), or class 2500 flanges NPS 14 or larger.

Dimensional Data :

Spiral Wound Gaskets ASME B16.20 (for RF flanges B16.5) | Class 2500



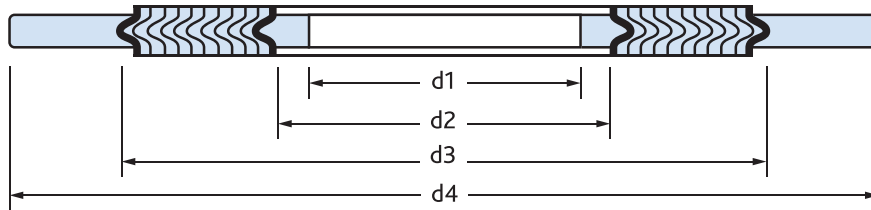
NPS	Inner Ring	Sealing Element		Outer Ring
	Inside Dia (d1)	Inside Dia (d2)	Outside Dia (d3)	Outside Dia (d4)
1/2	14.2	19.1	31.8	69.9
3/4	20.6	25.4	39.6	76.2
1	26.9	31.8	47.8	85.9
1¼	33.3	39.6	60.5	104.9
1½	41.4	47.8	69.9	117.6
2	52.3	58.7	85.9	146
2½	63.5	69.9	98.6	168.4
3	78.7	92.2	120.7	196.9
4	97.8	117.6	149.4	235
5	124.5	143	177.8	279.4
6	147.3	171.5	209.6	317.5
8	196.9	215.9	257.3	387.4
10	246.1	270	311.2	476.3
12	292.1	317.5	368.3	549.4

NOTES:

- All dimensions are in millimeters
- Spiral Wound gasket with Inner - and Outer ring
- d1 = Inside diameter Inner ring.
- d2 = Inside diameter sealing element when no Inner ring is used.
- d3 = Outside diameter of sealing element.
- d4 = Outside diameter of Outer ring.
- Thickness of inner and outer ring: 2.97 mm - 3.33 mm.
- Thickness sealing element: 4.45 mm.
- Tolerance Outside diameter for NPS 1/2 through NPS 8 is ± 0.8 mm; for NPS 10 through NPS 24 tolerance is + 1.5 mm - 0.8 mm.
- There are no class 400 flanges NPS 1/2 thru NPS 3 (use Class 600), class 900 flanges NPS 1/2 thru NPS 2½ (use Class 1500), or class 2500 flanges NPS 14 or larger.

Dimensional Data :

Spiral Wound Gaskets ASME B16.20 (for RF flanges B16.47 Series A) | Class 150



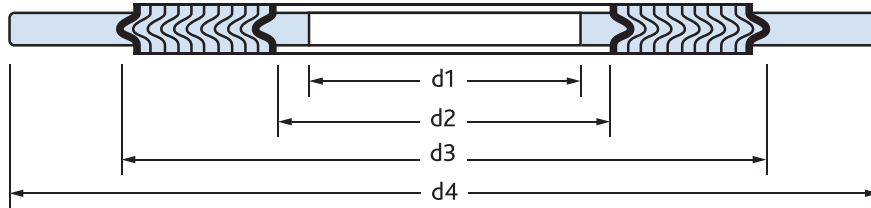
NPS	Inner Ring	Sealing Element		Outer Ring
	Inside Dia (d1)	Inside Dia (d2)	Outside Dia (d3)	Outside Dia (d4)
26	654.1	673.1	704.9	774.7
28	704.9	723.9	755.7	831.9
30	755.7	774.7	806.5	882.7
32	806.5	825.5	860.6	939.8
34	857.3	876.3	911.4	990.6
36	908.1	927.1	968.5	1047.8
38	958.9	977.9	1019.3	1111.3
40	1009.7	1028.7	1070.1	1162.1
42	1060.5	1079.5	1124	1219.2
44	1111.3	1130.3	1178.1	1276.4
46	1162.1	1181.1	1228.9	1327.2
48	1212.9	1231.9	1279.7	1384.3
50	1263.7	1282.7	1333.5	1435.1
52	1314.5	1333.5	1384.3	1492.3
54	1358.9	1384.3	1435.1	1549.4
56	1409.7	1435.1	1485.9	1606.6
58	1460.5	1485.9	1536.7	1663.7
60	1511.3	1536.7	1587.5	1714.5

NOTES:

- All dimensions are in millimeters
- Spiral Wound gasket with Inner - and Outer ring
- d1 = Inside diameter Inner ring.
- d2 = Inside diameter sealing element when no Inner ring is used.
- d3 = Outside diameter of sealing element.
- d4 = Outside diameter of Outer ring.
- Thickness of inner and outer ring: 2.97 mm - 3.33 mm.
- Thickness sealing element: 4.45 mm.
- Tolerance Outside diameter for NPS 1/2 through NPS 8 is ± 0.8 mm; for NPS 10 through NPS 24 tolerance is + 1.5 mm - 0.8 mm.
- There are no class 400 flanges NPS 1/2 thru NPS 3 (use Class 600), class 900 flanges NPS 1/2 thru NPS 2½ (use Class 1500), or class 2500 flanges NPS 14 or larger.

Dimensional Data :

Spiral Wound Gaskets ASME B16.20 (for RF flanges B16.47 Series A) | Class 300



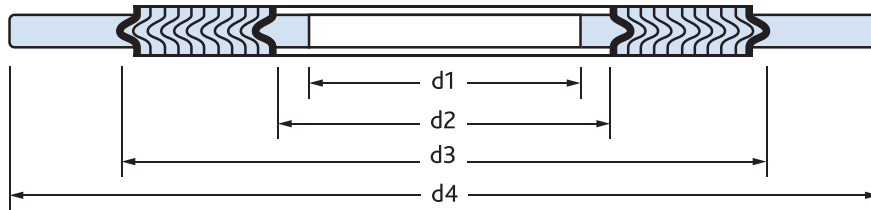
NPS	Inner Ring	Sealing Element		Outer Ring
	Inside Dia (d1)	Inside Dia (d2)	Outside Dia (d3)	Outside Dia (d4)
26	654.1	685.8	736.6	835.2
28	704.9	736.6	787.4	898.7
30	755.7	793.8	844.6	952.5
32	806.5	850.9	901.7	1006.6
34	857.3	901.7	952.5	1057.4
36	908.1	955.8	1006.6	1117.6
38	952.5	977.9	1016	1054.1
40	1003.3	1022.4	1070.1	1114.6
42	1054.1	1073.2	1120.9	1165.4
44	1104.9	1130.3	1181.1	1219.2
46	1152.7	1178.1	1228.9	1273.3
48	1209.8	1235.2	1286	1324.1
50	1244.6	1295.4	1346.2	1378
52	1320.8	1346.2	1397	1428.8
54	1352.6	1403.4	1454.2	1492.3
56	1403.4	1454.2	1505	1543.1
58	1447.8	1511.3	1562.1	1593.9
60	1524	1562.1	1612.9	1644.7

NOTES:

- All dimensions are in millimeters
- Spiral Wound gasket with Inner - and Outer ring
- d1 = Inside diameter Inner ring.
- d2 = Inside diameter sealing element when no Inner ring is used.
- d3 = Outside diameter of sealing element.
- d4 = Outside diameter of Outer ring.
- Thickness of inner and outer ring: 2.97 mm - 3.33 mm.
- Thickness sealing element: 4.45 mm.
- Tolerance Outside diameter for NPS 1/2 through NPS 8 is ± 0.8 mm; for NPS 10 through NPS 24 tolerance is + 1.5 mm - 0.8 mm.
- There are no class 400 flanges NPS 1/2 thru NPS 3 (use Class 600), class 900 flanges NPS 1/2 thru NPS 2½ (use Class 1500), or class 2500 flanges NPS 14 or larger.

Dimensional Data :

Spiral Wound Gaskets ASME B16.20 (for RF flanges B16.47 Series A) | Class 400



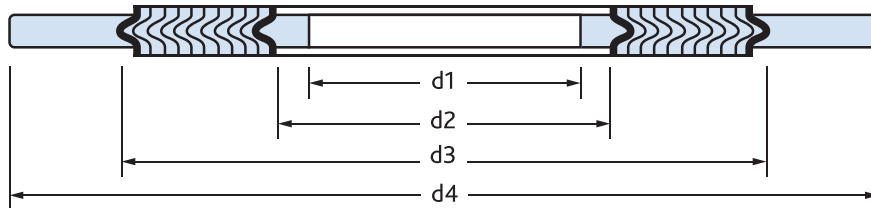
NPS	Inner Ring	Sealing Element		Outer Ring
	Inside Dia (d1)	Inside Dia (d2)	Outside Dia (d3)	Outside Dia (d4)
26	660.4	685.8	736.6	891.9
28	711.2	736.6	787.4	892.3
30	755.7	793.8	844.6	946.2
32	812.8	850.9	901.7	1003.3
34	863.6	901.7	952.5	1054.1
36	917.7	955.8	1006.6	1117.6
38	952.5	971.6	1022.4	1073.2
40	1000.3	1025.7	1076.5	1127.3
42	1051.1	1076.5	1127.3	1178.1
44	1104.9	1130.3	1181.1	1231.9
46	1168.4	1193.8	1244.6	1289.1
48	1206.5	1244.6	1295.4	1346.2
50	1257.3	1295.4	1346.2	1403.4
52	1308.1	1346.2	1397	1454.2
54	1352.6	1403.4	1454.2	1517.7
56	1403.4	1454.2	1505	1568.5
58	1454.2	1505	1555.8	1619.3
60	1517.7	1568.5	1619.3	1682.8

NOTES:

- All dimensions are in millimeters
- Spiral Wound gasket with Inner - and Outer ring
- d1 = Inside diameter Inner ring.
- d2 = Inside diameter sealing element when no Inner ring is used.
- d3 = Outside diameter of sealing element.
- d4 = Outside diameter of Outer ring.
- Thickness of inner and outer ring: 2.97 mm - 3.33 mm.
- Thickness sealing element: 4.45 mm.
- Tolerance Outside diameter for NPS 1/2 through NPS 8 is ± 0.8 mm; for NPS 10 through NPS 24 tolerance is + 1.5 mm - 0.8 mm.
- There are no class 400 flanges NPS 1/2 thru NPS 3 (use Class 600), class 900 flanges NPS 1/2 thru NPS 2½ (use Class 1500), or class 2500 flanges NPS 14 or larger.

Dimensional Data :

Spiral Wound Gaskets ASME B16.20 (for RF flanges B16.47 Series A) | Class 600



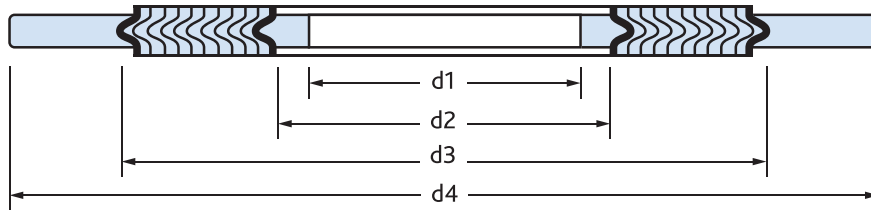
NPS	Inner Ring	Sealing Element		Outer Ring
	Inside Dia (d1)	Inside Dia (d2)	Outside Dia (d3)	Outside Dia (d4)
26	647.7	685.8	736.6	866.9
28	698.5	736.6	787.4	914.4
30	755.7	793.8	844.6	971.6
32	812.8	850.9	901.7	1022.4
34	863.6	901.7	952.5	1073.2
36	917.7	955.8	1006.6	1130.3
38	952.5	990.6	1041.4	1104.9
40	1009.7	1047.8	1098.6	1155.7
42	1066.8	1104.9	1155.7	1219.2
44	1111.3	1162.1	1212.9	1270
46	1162.1	1212.9	1263.7	1327.2
48	1219.2	1270	1320.8	1390.7
50	1270	1320.8	1371.6	1447.8
52	1320.8	1371.6	1422.4	1498.6
54	1378	1428.8	1479.6	1555.8
56	1428.8	1479.6	1530.4	1612.9
58	1473.2	1536.7	1587.5	1663.7
60	1530.4	1593.9	1644.7	1733.6

NOTES:

- All dimensions are in millimeters
- Spiral Wound gasket with Inner - and Outer ring
- d1 = Inside diameter Inner ring.
- d2 = Inside diameter sealing element when no Inner ring is used.
- d3 = Outside diameter of sealing element.
- d4 = Outside diameter of Outer ring.
- Thickness of inner and outer ring: 2.97 mm - 3.33 mm.
- Thickness sealing element: 4.45 mm.
- Tolerance Outside diameter for NPS 1/2 through NPS 8 is ± 0.8 mm; for NPS 10 through NPS 24 tolerance is + 1.5 mm - 0.8 mm.
- There are no class 400 flanges NPS 1/2 thru NPS 3 (use Class 600), class 900 flanges NPS 1/2 thru NPS 2½ (use Class 1500), or class 2500 flanges NPS 14 or larger.

Dimensional Data :

Spiral Wound Gaskets ASME B16.20 (for RF flanges B16.47 Series A) | Class 900



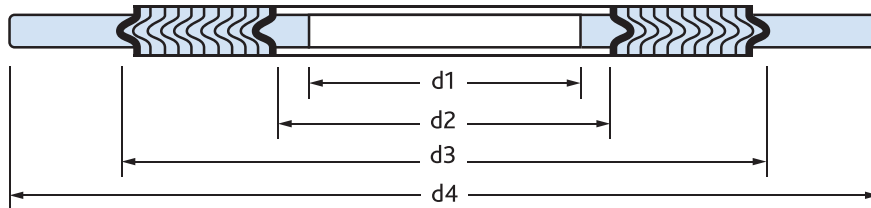
NPS	Inner Ring	Sealing Element		Outer Ring
	Inside Dia (d1)	Inside Dia (d2)	Outside Dia (d3)	Outside Dia (d4)
26	660.4	685.8	736.6	882.7
28	711.2	736.6	787.4	946.2
30	768.4	793.8	844.6	1009.7
32	812.8	850.9	901.7	1073.2
34	863.6	901.7	952.5	1136.7
36	920.8	958.9	1009.7	1200.2
38	1009.7	1035.1	1085.9	1200.2
40	1060.5	1098.6	1149.4	1251
42	1111.3	1149.4	1200.2	1301.8
44	1155.7	1206.5	1257.3	1368.6
46	1219.2	1270	1320.8	1435.1
48	1270	1320.8	1371.6	1485.9

NOTES:

- All dimensions are in millimeters
- Spiral Wound gasket with Inner - and Outer ring
- d1 = Inside diameter Inner ring.
- d2 = Inside diameter sealing element when no Inner ring is used.
- d3 = Outside diameter of sealing element.
- d4 = Outside diameter of Outer ring.
- Thickness of inner and outer ring: 2.97 mm - 3.33 mm.
- Thickness sealing element: 4.45 mm.
- Tolerance Outside diameter for NPS 1/2 through NPS 8 is ± 0.8 mm; for NPS 10 through NPS 24 tolerance is $+ 1.5$ mm - 0.8 mm.
- There are no class 400 flanges NPS 1/2 thru NPS 3 (use Class 600), class 900 flanges NPS 1/2 thru NPS 2 1/2 (use Class 1500), or class 2500 flanges NPS 14 or larger.

Dimensional Data :

Spiral Wound Gaskets ASME B16.20 (for RF flanges B16.47 Series B) | Class 150



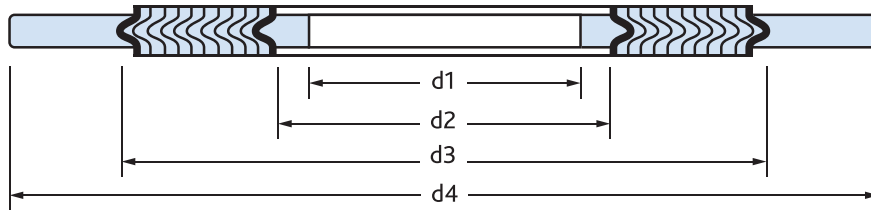
NPS	Inner Ring	Sealing Element		Outer Ring
	Inside Dia (d1)	Inside Dia (d2)	Outside Dia (d3)	Outside Dia (d4)
26	654.1	673.1	698.5	725.4
28	704.9	723.9	749.3	776.2
30	755.7	774.7	800.1	827
32	806.5	825.5	850.9	881.1
34	857.3	876.3	908.1	935
36	908.1	927.1	958.9	987.6
38	958.9	974.9	1009.7	1044.7
40	1009.7	1022.4	1063.8	1095.5
42	1060.5	1079.5	1114.6	1146.3
44	1111.3	1124	1165.4	1197.1
46	1162.1	1181.1	1224	1255.8
48	1212.9	1231.9	1270	1306.6
50	1263.7	1282.7	1325.6	1357.4
52	1314.5	1333.5	1376.4	1408.2
54	1365.3	1384.3	1422.4	1463.8
56	1422.4	1444.8	1478	1514.6
58	1478	1500.1	1528.8	1579.6
60	1535.2	1557.3	1586	1630.4

NOTES:

- All dimensions are in millimeters
- Spiral Wound gasket with Inner - and Outer ring
- d1 = Inside diameter Inner ring.
- d2 = Inside diameter sealing element when no Inner ring is used.
- d3 = Outside diameter of sealing element.
- d4 = Outside diameter of Outer ring.
- Thickness of inner and outer ring: 2.97 mm - 3.33 mm.
- Thickness sealing element: 4.45 mm.
- Tolerance Outside diameter for NPS 1/2 through NPS 8 is ± 0.8 mm; for NPS 10 through NPS 24 tolerance is + 1.5 mm - 0.8 mm.
- There are no class 400 flanges NPS 1/2 thru NPS 3 (use Class 600), class 900 flanges NPS 1/2 thru NPS 2½ (use Class 1500), or class 2500 flanges NPS 14 or larger.

Dimensional Data :

Spiral Wound Gaskets ASME B16.20 (for RF flanges B16.47 Series B) | Class 300



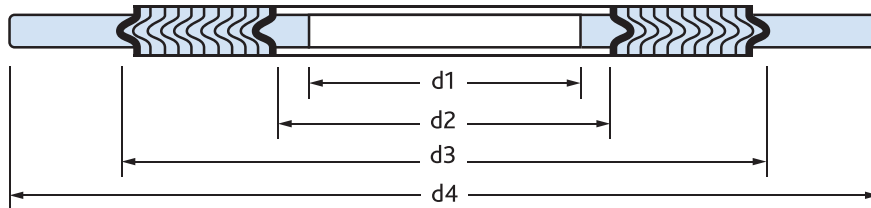
NPS	Inner Ring	Sealing Element		Outer Ring
	Inside Dia (d1)	Inside Dia (d2)	Outside Dia (d3)	Outside Dia (d4)
26	654.1	673.1	711.2	771.7
28	704.9	723.9	762	825.5
30	755.7	774.7	812.8	886
32	806.5	825.5	863.6	939.8
34	857.3	876.3	914.4	993.9
36	908.1	927.1	965.2	1047.8
38	971.6	1009.7	1047.8	1098.6
40	1022.4	1060.5	1098.6	1149.4
42	1085.9	1111.3	1149.4	1200.2
44	1124	1162.1	1200.2	1251
46	1178.1	1216.2	1254.3	1317.8
48	1231.9	1263.7	1311.4	1368.6
50	1267	1317.8	1355.9	1419.4
52	1317.8	1368.6	1406.9	1470.2
54	1365.3	1403.4	1454.2	1530.4
56	1428.8	1479.6	1524	1593.9
58	1484.4	1535.2	1573.3	1655.8
60	1557.3	1589	1630.4	1706.6

NOTES:

- All dimensions are in millimeters
- Spiral Wound gasket with Inner - and Outer ring
- d1 = Inside diameter Inner ring.
- d2 = Inside diameter sealing element when no Inner ring is used.
- d3 = Outside diameter of sealing element.
- d4 = Outside diameter of Outer ring.
- Thickness of inner and outer ring: 2.97 mm - 3.33 mm.
- Thickness sealing element: 4.45 mm.
- Tolerance Outside diameter for NPS 1/2 through NPS 8 is ± 0.8 mm; for NPS 10 through NPS 24 tolerance is + 1.5 mm - 0.8 mm.
- There are no class 400 flanges NPS 1/2 thru NPS 3 (use Class 600), class 900 flanges NPS 1/2 thru NPS 2½ (use Class 1500), or class 2500 flanges NPS 14 or larger.

Dimensional Data :

Spiral Wound Gaskets ASME B16.20 (for RF flanges B16.47 Series B) | Class 400



NPS	Inner Ring	Sealing Element		Outer Ring
	Inside Dia (d1)	Inside Dia (d2)	Outside Dia (d3)	Outside Dia (d4)
26	654.1	666.8	698.5	746.3
28	701.8	714.5	749.3	800.1
30	752.6	765.3	806.5	857.3
32	800.1	812.8	860.6	911.4
34	850.9	866.9	911.4	962.2
36	898.7	917.7	965.2	1022.4
38	952.5	971.6	1022.4	1073.2
40	1000.3	1025.7	1076.5	1127.3
42	1051.1	1076.5	1127.3	1178.1
44	1104.9	1130.3	1181.1	1231.9
46	1168.4	1193.8	1244.6	1289.1
48	1206.5	1244.6	1295.4	1346.2
50	1257.3	1295.4	1346.2	1403.4
52	1308.1	1346.2	1397	1454.2
54	1352.6	1403.4	1454.2	1517.7
56	1403.4	1454.2	1505	1568.5
58	1454.2	1505	1555.8	1619.3
60	1517.7	1568.5	1619.3	1682.8

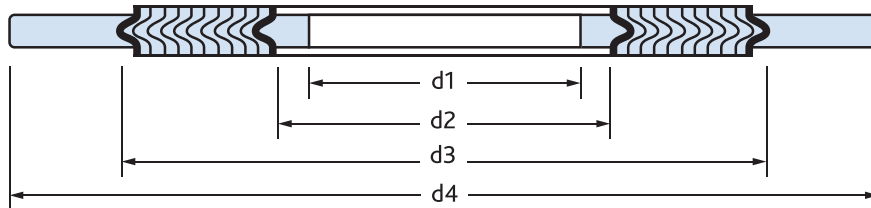
NOTES:

- All dimensions are in millimeters
- Spiral Wound gasket with Inner - and Outer ring
- d1 = Inside diameter Inner ring.
- d2 = Inside diameter sealing element when no Inner ring is used.
- d3 = Outside diameter of sealing element.
- d4 = Outside diameter of Outer ring.

- Thickness of inner and outer ring: 2.97 mm - 3.33 mm.
- Thickness sealing element: 4.45 mm.
- Tolerance Outside diameter for NPS 1/2 through NPS 8 is ± 0.8 mm; for NPS 10 through NPS 24 tolerance is + 1.5 mm - 0.8 mm.
- There are no class 400 flanges NPS 1/2 thru NPS 3 (use Class 600), class 900 flanges NPS 1/2 thru NPS 2½ (use Class 1500), or class 2500 flanges NPS 14 or larger.

Dimensional Data :

Spiral Wound Gaskets ASME B16.20 (for RF flanges B16.47 Series B) | Class 600



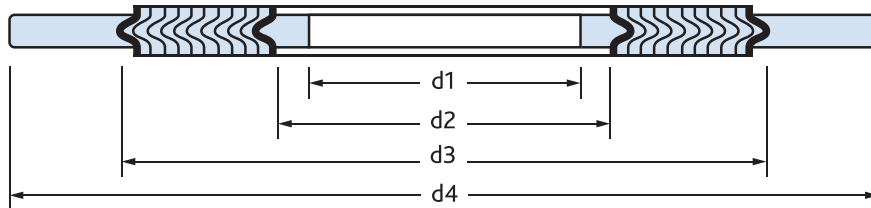
NPS	Inner Ring	Sealing Element		Outer Ring
	Inside Dia (d1)	Inside Dia (d2)	Outside Dia (d3)	Outside Dia (d4)
26	644.7	663.7	714.5	765.3
28	685.8	704.9	755.7	819.2
30	752.6	778	828.8	879.6
32	793.8	831.9	882.7	933.5
34	850.9	889	939.8	997
36	901.7	939.8	990.6	1047.8
38	952.5	990.6	1041.4	1104.9
40	1009.7	1047.8	1098.6	1155.7
42	1066.8	1104.9	1155.7	1219.2
44	1111.3	1162.1	1212.9	1270
46	1162.1	1212.9	1263.7	1327.2
48	1219.2	1270	1320.8	1390.7
50	1270	1320.8	1371.6	1447.8
52	1320.8	1371.6	1422.4	1498.6
54	1378	1428.8	1479.6	1555.8
56	1428.8	1479.6	1530.4	1612.9
58	1473.2	1536.7	1587.5	1663.7
60	1530.4	1593.9	1644.7	1733.6

NOTES:

- All dimensions are in millimeters
- Spiral Wound gasket with Inner - and Outer ring
- d1 = Inside diameter Inner ring.
- d2 = Inside diameter sealing element when no Inner ring is used.
- d3 = Outside diameter of sealing element.
- d4 = Outside diameter of Outer ring.
- Thickness of inner and outer ring: 2.97 mm - 3.33 mm.
- Thickness sealing element: 4.45 mm.
- Tolerance Outside diameter for NPS 1/2 through NPS 8 is ± 0.8 mm; for NPS 10 through NPS 24 tolerance is + 1.5 mm - 0.8 mm.
- There are no class 400 flanges NPS 1/2 thru NPS 3 (use Class 600), class 900 flanges NPS 1/2 thru NPS 2½ (use Class 1500), or class 2500 flanges NPS 14 or larger.

Dimensional Data :

Spiral Wound Gaskets ASME B16.20 (for RF flanges B16.47 Series B) | Class 900



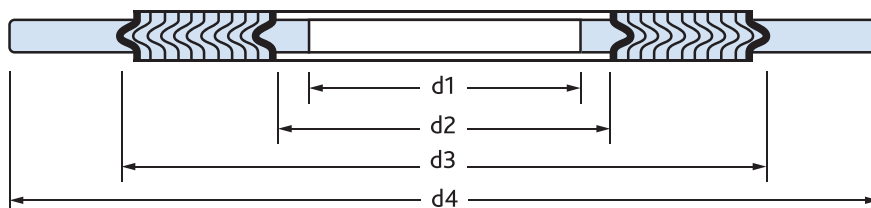
NPS	Inner Ring	Sealing Element		Outer Ring
	Inside Dia (d1)	Inside Dia (d2)	Outside Dia (d3)	Outside Dia (d4)
26	666.8	692.2	749.3	838.2
28	717.6	743	800.1	901.7
30	781.1	806.5	857.3	958.9
32	838.2	863.6	914.4	1016
34	895.4	920.8	971.6	1073.2
36	920.8	946.2	997	1124
38	1009.7	1035.1	1085.9	1200.2
40	1060.5	1098.6	1149.4	1251
42	1111.3	1149.4	1200.2	1301.8
44	1155.7	1206.5	1257.3	1368.6
46	1219.2	1270	1320.8	1435.1
48	1270	1320.8	1371.6	1485.9

NOTES:

- All dimensions are in millimeters
- Spiral Wound gasket with Inner - and Outer ring
- d1 = Inside diameter Inner ring.
- d2 = Inside diameter sealing element when no Inner ring is used.
- d3 = Outside diameter of sealing element.
- d4 = Outside diameter of Outer ring.
- Thickness of inner and outer ring: 2.97 mm - 3.33 mm.
- Thickness sealing element: 4.45 mm.
- Tolerance Outside diameter for NPS 1/2 through NPS 8 is ± 0.8 mm; for NPS 10 through NPS 24 tolerance is $+ 1.5$ mm - 0.8 mm.
- There are no class 400 flanges NPS 1/2 thru NPS 3 (use Class 600), class 900 flanges NPS 1/2 thru NPS 2 1/2 (use Class 1500), or class 2500 flanges NPS 14 or larger.

Dimensional Data :

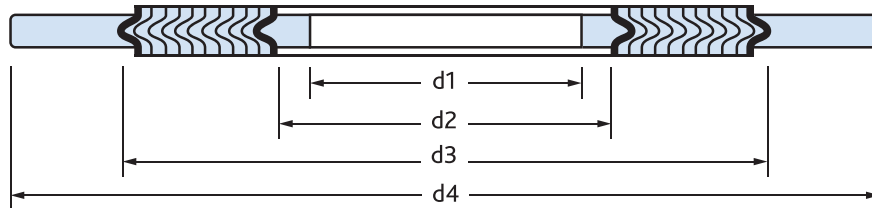
Spiral Wound Gaskets for Flanges acc. to DIN EN 1092-1



DN	ID - (d1)	ID - (d2)	OD PN10 - PN40 (d3)	OD PN64 - PN250 (d3)
10	18	24	36	36
15	24	30	42	42
20	27	33	47	47
25	34	40	54	54
32	44	50	66	66
40	51	57	73	73
50	59	69	87	87
65	73	83	103	105
80	87	97	117	121
100	114	124	144	148
125	140	150	172	176
150	168	178	200	204
175	189	199	225	231
200	220	230	256	262
250	269	279	307	315
300	319	329	357	365
350	365	375	405	413
400	416	426	458	466
500	520	530	566	574
600	615	630	666	674
700	715	730	770	778
800	815	830	874	882
900	915	930	974	982
1000	1015	1030	1078	1086

Dimensional Data :

Spiral Wound Gaskets for Flanges acc. to DIN EN 1092-1



DN	CENTRE RING OD (d4)							
	PN10	PN16	PN25	PN40	PN63	PN100	PN160	PN250
10	46	46	46	46	56	56	56	67
15	51	51	51	51	61	61	61	72
20	61	61	61	61	72	72	⊗	⊗
25	71	71	71	71	82	82	82	83
32	82	82	82	82	87	87	⊗	⊗
40	92	92	92	92	103	103	103	109
50	107	107	107	107	113	119	119	124
65	127	127	127	127	138	144	144	154
80	142	142	142	142	148	154	154	170
100	162	162	168	168	174	180	180	202
125	192	192	194	194	210	217	217	242
150	217	217	224	224	247	257	257	284
175	247	247	254	265	277	287	284	316
200	272	272	284	290	309	324	324	358
250	327	328	340	352	364	391	388	442
300	377	383	400	417	424	458	458	538
350	437	443	457	474	486	512	⊗	⊗
400	488	495	514	546	543	572	⊗	⊗
500	593	617	624	628	657	704	⊗	⊗
600	695	734	731	747	764	813	⊗	⊗
700	810	804	833	852	879	⊗	⊗	⊗
800	917	911	942	974	988	⊗	⊗	⊗
900	1017	1011	1042	1084	1108	⊗	⊗	⊗
1000	1124	1128	1154	1194	1220	⊗	⊗	⊗