


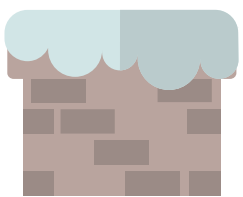
# PREVENT RODENTS IN YOUR HOME

## 10 Ways to Stop Rodents from Invading!



### Be mindful of doors and windows!

Install door sweeps on exterior doors and repair damaged screens. Remember, mice can fit through holes the size of a dime, so it's important to block any potential entrances!



### Who's coming down the chimney?

Sorry Santa! Some rodents can find their way into vents and chimneys, so consider putting wire screens on the exterior openings.

### Be smart about food storage.

Store food and pantry ingredients in durable, airtight containers, and dispose of food waste regularly.



### Seal those cracks!

Seal cracks and holes on the outside of the home, including areas where utilities and pipes enter the home, using caulk, copper mesh, or a combination of both.

### Don't forget about the small spaces.

Keep attics, basements, and crawl spaces well ventilated and dry.



# PREVENT RODENTS IN YOUR HOME:

Basic exclusion techniques to keep out rats and mice



## Tighten up!

Replace loose mortar and weather stripping around the basement foundation and windows.




## Keep it dry!

Pests love moist, warm areas around the home. Eliminate all moisture sites, including leaking pipes and clogged drains that provide the perfect breeding site for pests.

## Call in the pros!

If you suspect a rodent infestation in your home, contact a licensed pest professional to inspect and treat the problem!




## Check and Inspect.

Inspect items such as boxes, grocery bags and other packages brought into the home. When setting up seasonal decorations, consider unpacking them outdoors.

## Pay attention to the outside.

Store firewood at least 20 feet away from the house and keep shrubbery trimmed and cut back.



For more information or to learn about our pest control service plans, feel free to give us a call or find us on the web.

GraduatePestSolutions.com  
(413) 566 8222