

How to Share your SavvyCard

1

Open your **SavvyCard**.



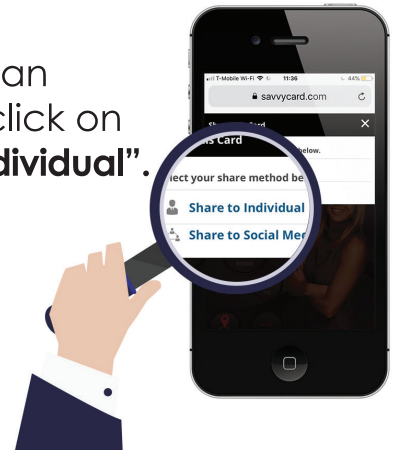
2

Click the **Share** button.



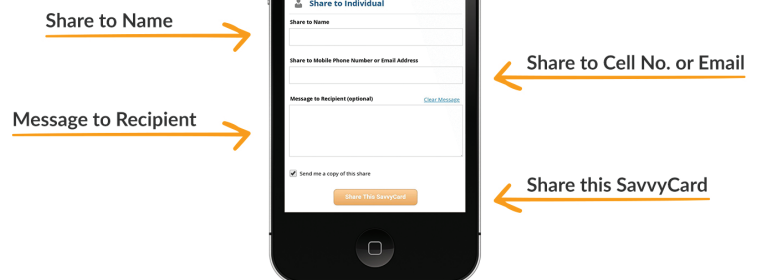
3

To Share to an individual, click on **"Share to Individual"**.



4

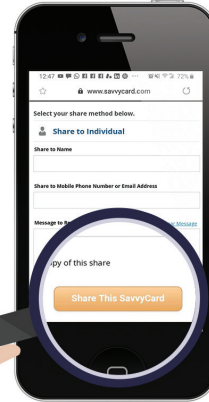
Enter the recipient's name and email address or cellphone number and optionally, enter a message in the **"Message to Recipient"** field.



How to Share your SavvyCard

5

Click
Share this SavvyCard.



4

The **SavvyCard** will be send
to the recipient.

