

**BUILT TO LAST**



**10 YEAR WARRANTY AS STANDARD**

# Why are so many installers switching to ATAG?



## Now you can too

Switch to ATAG and we'll help you grow and protect your business

## What makes the ATAG way so different?

Simply put, we make boilers that are built to last

We know that for your customers, buying a boiler is a considerable investment and they need the peace of mind that an ATAG boiler is the right choice for them. That's why we've introduced a 10 year warranty as standard for every single boiler we produce.<sup>1</sup>

We've spent a long time perfecting our boilers. Since we started in 1948 we've only ever built them using A-grade brass and steel components and our team of engineers continually work to find new and smarter ways to improve what we do.

In 2013 we developed our patented iCon stainless steel heat exchanger. Its 'tilted' design produces the highest efficiencies in Europe, which is why we keep winning awards.

Today, the ATAG boiler range is the most advanced and efficient in Europe, which has resulted in our industry leading score on Trustpilot. Yet that's not the only way we're different.

### We only sell to the trade

We are committed to ending unsafe practice in the trade, which is why we're the only manufacturer to exclusively supply direct to Gas Safe registered businesses. No compromise.

### The best, not the biggest

We're building a select network of installers who share our passion to install boilers built to last. We call these installers our ATAG Selected Partners - or ASPs. Our ASPs purchase directly from us, which means they can set a price that's fair for the customer.

### Engineered to last

How do we guarantee quality, reliability and durability? By only specifying superior materials and components – full stop.

We choose our suppliers carefully; insisting on leading manufacturers such as Honeywell, Grundfos, EBM and Siemens.

### Support

Each ATAG Selected Partner is supported by both a local Technical Product Manager (TPM) and an Account Manager. All of our TPMs are fully qualified, Gas Safe registered engineers, and are on hand to practically support before, during and after installation. Our Account Managers keep everything moving smoothly - from making an order through to delivery.

Our relationships with our ATAG Selected Partners are built to last too. We will get to know your business quickly, and support you to help it thrive and grow.

**The best products. The best people. That's the ATAG difference.**

**We are sure you will find it a better way of working.**

### Best wishes

**Trevor Jones**  
Managing Director

CALL 0800 254 5061

1. To keep the warranty valid homeowners must have an annual service by a Gas Safe registered installer. The 10 year warranty is solely applicable to the i-Series range of boilers, exclusive to ATAG Heating Technology.



# We've talked a lot about us, now let's concentrate on you

We understand your business, because ATAG is a business full of former installers

We protect your business by never revealing the trade cost of our boilers, leaving ASPs to set a fair price with their customers. The margin you agree with your customer is up to you - after all, they are your customers. In addition, service work for the boilers you install stays with you.

When you become an ATAG Selected Partner, you're joining an exclusive club - one that is the best, not the biggest.

Talk to your Technical Product Manager; the guys who really understand what makes your business tick.

When you need practical advice, in-depth technical assistance, or support through your first ATAG installs, your Technical Product Manager (TPM) will be there – onsite and right by your side.

If it's easier, you can book a convenient time for your TPM to call you – whenever works best for you.

TPMs know our business and will get to know your business inside out. So they can help you with pre-sales system advice, installation commissioning, fault diagnosis, through to servicing and maintenance support. The full works, also including warranty registration and Gas Work Notification.

As an added extra, all TPMs carry a full set of emergency spare parts and flue accessories to help you if you ever need them.

## TPM exclusive installer support.

Our fully trained Gas Safe registered TPMs offer:

- Unrivalled support
- Pre-sales system advice
- Free on-site commissioning support on first install
- On site assistance with fault diagnostics, service and breakdown
- Vans stocked with a full set of spare parts and flue accessories



## Book a TPM demo today

Email  
[demo@atagheating.co.uk](mailto:demo@atagheating.co.uk)

Or call  
**0800 254 5063**

Please have your  
Gas Safe registration  
number to hand.



## A demonstration that works around you

If you're interested in becoming an ATAG Selected Partner, we have invested in a fleet of working display vehicles which help deliver comprehensive one-on-one demonstrations at a time and place convenient to you - wherever you are.

Before, during or after clocking off work, just tell us where and when and our TPMs will give you the help and support you need to get up-to-speed and in the know from specially equipped ATAG vans with fully operational boilers.

## Exclusive training support

- FREE unlimited one-to-one demonstrations from our working display vehicles
- Choose the time and venue which suits you

## Next day delivery

You can order 24/7 using your smartphone or tablet via the ATAG app, on any computer using your exclusive ASP portal login, or by contacting our office. All orders made before 2pm will arrive next day, or when you specify, free, to the address you tell us.

"Gas Safe Register welcomes ATAG Heating Technology's initiative to help eradicate illegal gas work and increase safety levels in the UK by only supplying their products direct to Gas Safe registered professionals to install."


Jonathan Samuel – Gas Safe Register CEO





# Built to last

What does 'built to last' mean?



It means you can be sure you're choosing a product for your customers that is tried and tested. Award winning. Engineered for a long, efficient life – free from costly maintenance bills.

How can we make sure we deliver that?

We build boilers to last by building them with the best A-grade brass and steel components.

For added peace of mind, we offer a 10 year parts and labour warranty as standard - that's unique in the boiler industry. And our iCon heat exchanger has a lifetime replacement guarantee.

The iCon heat exchanger is a step change for the industry, for the efficiencies it delivers in a compact unit. ATAG's research and development team in the Netherlands, led by Senior Project Manager Jos Lutikholt, developed the iCon, concluding a 20 year mission to design and perfect this unique innovation.

It is the next generation of boiler technology and sits at the heart of ATAG's boilers.

If you require a warranty call out we're only a phone call away and if our trained technician cannot speedily resolve your issue over the phone, we'll despatch an ATAG warranty engineer to visit your home and get you back up and running again.

We make sure our manufacturer spares are both the highest standard and most cost-effective option, and only ever available to Gas Safe registered businesses.

We want the relationships we build with installers to last too; which is why our nationwide network of TPMs is always on-hand to give you the on-site advice and support you need, right when you need it. We've even made sure our after care warranty helpline is free and available outside of normal working hours. These little things matter.

It's all part of our story which has led to us developing and delivering Europe's most efficient range of domestic boilers.

This helps to explain why ATAG boilers are also the number one choice for professionals such as architects and design engineers. In addition to winning numerous global awards, UK consumers also rate ATAG the number one boiler manufacturer on independent review site Trustpilot.



CALL 0800 254 5061



# ATAG's iCon heat exchanger

Designed to deliver the highest efficiency in Europe

We're so confident in the efficiency and reliability of this key component that it's the only one in the industry which comes with a lifetime replacement guarantee.

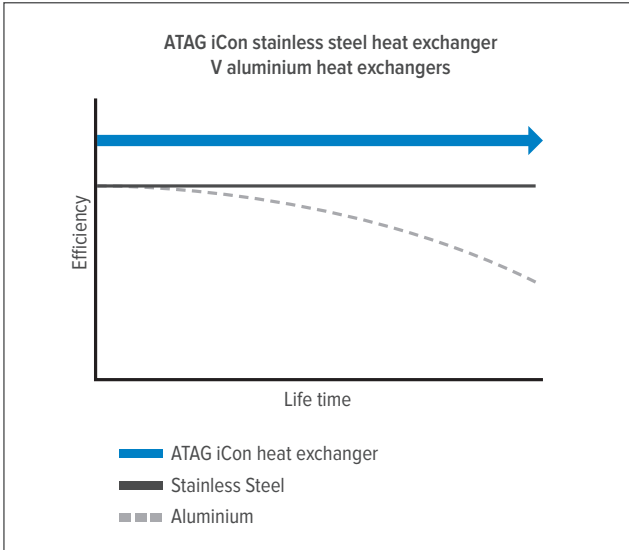

It took 20 years of intense design and testing for our research and development team to perfect this unique stainless steel heat exchanger – guaranteeing a rapid and direct transfer between the energy of the gas to the water to make it the most efficient heat exchanger in Europe.

## It was worth the time and effort

Now you can offer your customers a product which delivers the highest efficiency on heating and DHW. It's reassuringly reliable and more environmentally friendly, emitting one of the lowest NOx levels of any similar models on the market achieving NOx class 6.


### Lifetime efficiency

The iCon heat exchanger is made of smooth stainless steel tubes which maintain the same excellent levels of efficiency throughout their lifetime.



## ATAG iCon heat exchanger


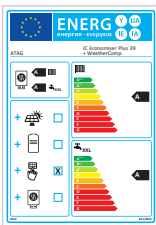
Features	Benefits
In-house built stainless steel	Most efficient heat exchanger in Europe
Lifetime replacement guarantee	Proven technology, giving total peace of mind
Smooth tube design	Less cleaning required, delivering continuous high efficiency
0.6mm wall thickness on the tubes	Faster heat transfer
Easy access to burner and heat exchanger	No extra tools required for quick and simple servicing
Angled mounted heat exchanger	Helps remove excess air for improved running performance



CALL 0800 254 5061

# iC Economiser Plus combination boilers

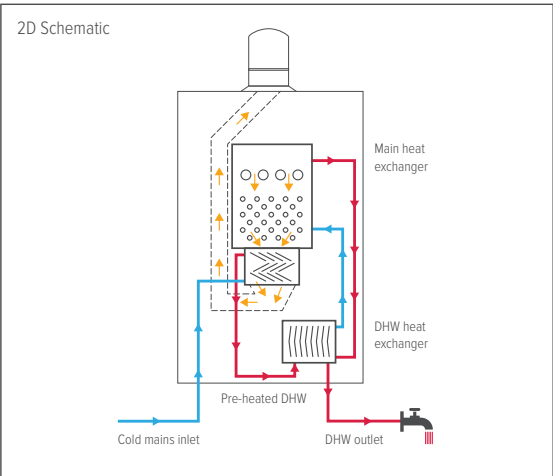
The ultimate in domestic efficiency



Our high performance iC Economiser Plus have been described as the combi of the future because they contain an industry-leading innovation – our built-in Passive Flue Gas Heat Recovery Device (PFGHRD).

Some years ago, ATAG’s design engineers realised there was untapped residual heat left in the waste flue gases when the boiler was being used for hot water. So they set upon harnessing the wasted energy and the ATAG Economiser Plus was born.

The range includes three boilers: iC Economiser Plus 27 (12.6 litres), iC Economiser Plus 35 (16.1 litres) and iC Economiser Plus 39 (17.0 litres), with flow rates at an impressive 12.6 l/m - 17.0 l/m @ 35°C temp rise – even higher flow rates than a conventional combi.




### Key features

- A standard boiler casing houses built-in iC Economiser Plus PFGHRD technology
- ATAG iCon stainless steel heat exchanger – with its unique lifetime replacement guarantee
- Built-in weather compensator gives impressive efficiency benefits and increased comfort
- Control the system via smartphone or tablet using the ATAG ONE controller
- Saves on hot water production and costs less to run year-in, year-out
- Helps specifiers to cut dwelling emission rates for new-build properties
- Wall fixing jig for quicker, easier installation

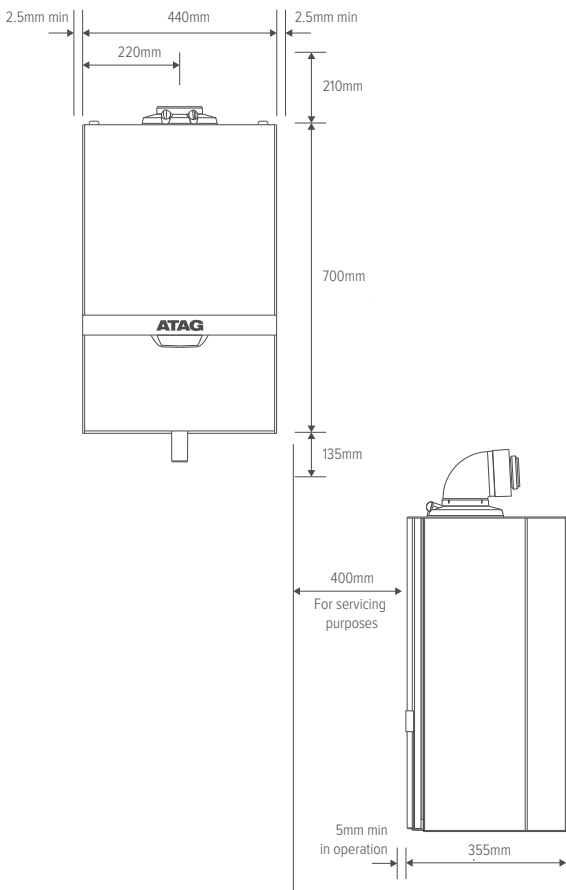
### How it works

The ATAG iC Economiser Plus works by capturing waste energy from the flue gases and uses it to pre-heat the mains water to improve hot water production efficiency, saving both heat and money in the process.

- 1 Gas valve
- 2 Fan assembly
- 3 ATAG iCon heat exchanger
- 4 Modulating pump
- 5 PCB boiler control unit
- 6 Built-in passive flue gas heat recovery device



### Clearances and dimensions




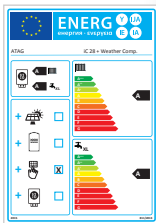
IC ECONOMISER PLUS COMBINATION BOILERS	iC Economiser Plus 27	iC Economiser Plus 35	iC Economiser Plus 39
Part number	BE200227	BE200235	BE200239
ErP Seasonal space heating energy efficiency class	A	A	A
ErP Seasonal space heating energy efficiency (%)	94	94	94
ErP Water heating energy efficiency class	A	A	A
ErP Water heating energy efficiency (%)	94	96	96
ErP Declared load profile DHW	XXL	XXL	XXL
DHW input (kW)	29.8	40.3	42.5
CH output (kW)	23.2	31.2	31.2
Hot water flow rate @ 35°C rise (l/min)	12.6	16.1	17.0
SEDBUK 2009 (%)	89.7	89.7	89.7
Dimensions (H x W x D) (mm)	700 x 440 x 355	700 x 440 x 355	700 x 440 x 355
Boiler lift weight with jig (Kg)	43	46	46
Standard warranty (years)	10	10	10
LPG conversion kit available	Yes	Yes	Yes
NOx class	6	6	6
Ingress protection (IP)	IPX4D	IPX4D	IPX4D
Maximum equivalent horizontal flue length (m) 60/100mm	18	6	6
Maximum equivalent vertical flue length (m) 60/100mm	18	6	6
Maximum equivalent horizontal flue length (m) 80/125mm	50	45	45
Maximum equivalent vertical flue length (m) 80/125mm	50	45	45





# iC combination boilers

The compact, high performance, intelligent boiler



Our iC range is easy to install, easy to operate, with great flow rates and great fuel efficiency.

Available in hot water outputs of 24kW, 28kW, 36kW and 40kW, each boiler in the four-strong range produces impressive, high flow rates from 10.1 l/m – 16.2 l/m @ 35°C temp rise, making them perfect for a wide range of property types with varied hot water requirements.

The ATAG iC range is fully compatible with the ATAG ONE controller, our intelligent internet-connected programmer, allowing customers to control their heating from their smartphone or tablet, wherever they are.

**The ATAG Weather Compensator**

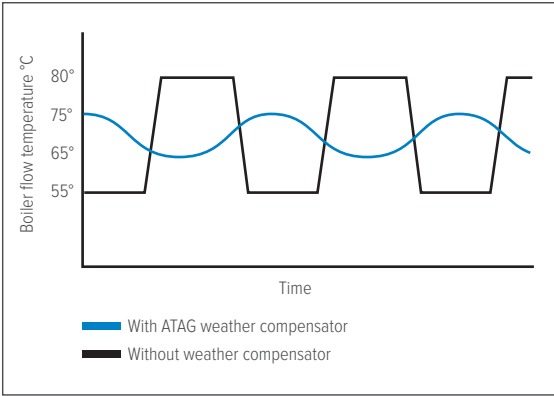
Both the ATAG iC combination and ATAG iC Economiser Plus combination boilers come complete with an ATAG wired Weather Compensator, increasing efficiency by up to 12% and helping with fuel saving.<sup>2</sup>

The ATAG weather compensator probe is fitted on a north facing exterior wall to monitor outside temperature. Wired from the probe to an easy plug-in connection, the information is fed back to the boiler which regulates the boiler's heating output to maintain the ideal household temperature.

Due to its compact size, an ATAG iC combination boiler will not only look great in your customer's home, but when in operation is among the quietest you can buy. With simple to use controls, including a separate hot water thermostat for added safety, they are extremely user friendly. Also, with extensive flue solutions, you can site the ATAG boiler almost anywhere you like.

**Key features**

- ATAG iCon stainless steel heat exchanger - with its unique lifetime replacement guarantee
- Built-in weather compensator, saving up to 12% on annual fuel bills<sup>2</sup>
- A wide modulation range on the iC combination boilers saves even more fuel
- Filling loop built-in as standard
- Wall fixing jig for quicker, easier installation
- Combined condensate and pressure relief valve outlet pipe means less pipework
- One-piece cartridge diverter valve for easier servicing
- Compatible with a range of mechanical or digital control options, including the ATAG ONE controller




- 1 Gas valve

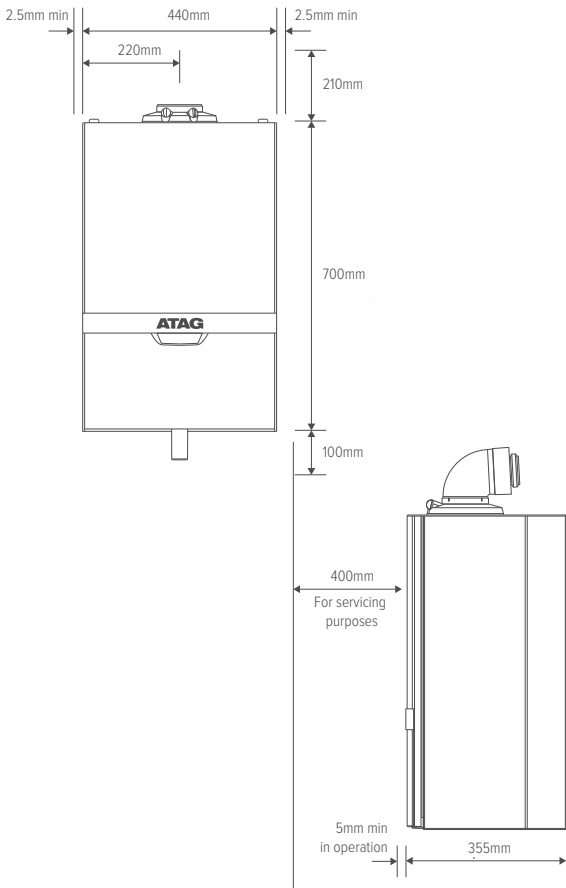
2 Fan assembly

3 ATAG iCon heat exchanger
- 4 Modulating pump

5 PCB boiler control unit



**Clearances and dimensions**

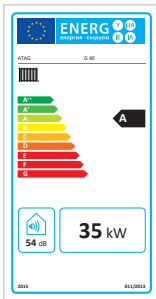


IC COMBINATION BOILERS	iC24	iC28	iC36	iC40
Part number	BC100124	BC100128	BC100136	BC100140
ErP Seasonal space heating energy efficiency class	A	A	A	A
ErP Seasonal space heating energy efficiency (%)	94	94	94	94
ErP Water heating energy efficiency class	A	A	A	A
ErP Water heating energy efficiency (%)	85	84	90	90
ErP Declared load profile DHW	XL	XL	XL	XL
DHW input (kW)	26.6	30.3	39.3	42.0
CH output (kW)	23.2	23.2	31.2	31.2
Hot water flow rate @ 35°C rise (l/min)	10.1	11.5	14.9	16.2
SEDBUK 2009 (%)	89.7	89.7	89.7	89.7
Dimensions (H x W x D) (mm)	700 x 440 x 355	700 x 440 x 355	700 x 440 x 355	700 x 440 x 355
Boiler lift weight with jig (Kg)	41	41	44	44
Standard warranty (years)	10	10	10	10
LPG conversion kit available	Yes	Yes	Yes	Yes
NOx class	6	6	6	6
Ingress protection (IP)	IPX4D	IPX4D	IPX4D	IPX4D
Maximum equivalent horizontal flue length (m) 60/100mm	18	18	6	6
Maximum equivalent vertical flue length (m) 60/100mm	18	18	6	6
Maximum equivalent horizontal flue length (m) 80/125mm	50	50	45	45
Maximum equivalent vertical flue length (m) 80/125mm	50	50	45	45

CALL 0800 254 5061

# iS system boilers

With built-in ErP fully modulating pump



With output sizes in 15kW, 18kW, 24kW, 32kW and 40kW, the compact casing of the iS range houses an outstandingly efficient boiler which offers excellent, low maintenance performance and is easy to install.

Furthermore, we have made these easy for homeowners to operate. With the addition of a 3 port valve kit, the iS system boilers can be controlled using either an ATAG ONE - our intelligent, internet connected programmer - or a 7 day two channel plug-in digital programmer. Speak to your TPM for more details.

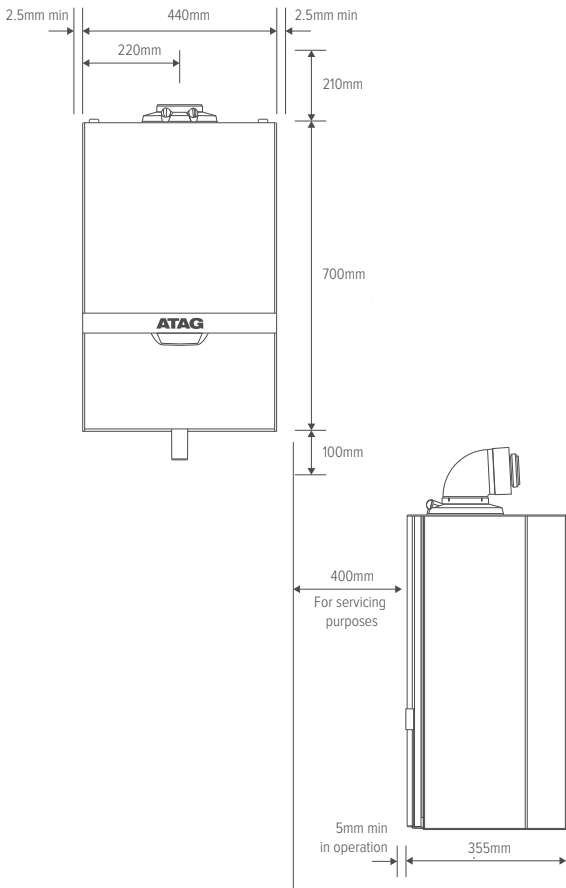


- Key features**
- ATAG iCon stainless steel heat exchanger - with its unique lifetime replacement guarantee
  - Factory fitted ErP-ready pump for low electrical consumption and improved efficiency
  - A wide modulation range on the iS system boilers delivers significant fuel savings
  - Built-in expansion vessel for easier installation
  - Built-in frost protection for increased reliability
  - Built-in anti-cycling function for improved efficiency
  - Wall fixing jig for quick, simple installation
  - Combined condensate and pressure relief valve outlet pipe means less pipework
  - Fully compatible with ATAG iSteel cylinder range
  - Fully compatible with solar thermal hot water systems and ATAG iSteel twin coil cylinder range
  - Can be used with the ATAG ONE controller and 3 port valve kit

- 1 Gas valve
- 2 Fan assembly
- 3 ATAG iCon heat exchanger
- 4 Modulating pump
- 5 PCB boiler control unit



## Clearances and dimensions


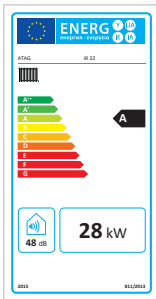


IS SYSTEM BOILERS	iS15	iS18	iS24	iS32	iS40
Part number	BS300115	BS300118	BS300124	BS300132	BS300140
ErP Seasonal space heating energy efficiency class	A	A	A	A	A
ErP Seasonal space heating energy efficiency (%)	93	93	94	94	94
CH output kW (50/30°C)	14.7	17.5	23.2	31.2	38.8
SEDBUK 2009 (%)	89.8	89.8	89.8	89.8	89.8
Dimensions (H x W x D) (mm)	700 x 440 x 355	700 x 440 x 355	700 x 440 x 355	700 x 440 x 355	700 x 440 x 355
Boiler lift weight with jig (Kg)	39	39	39	42	42
Standard warranty (years)	10	10	10	10	10
LPG conversion kit available	Yes	Yes	Yes	Yes	Yes
Solar compatible	Yes	Yes	Yes	Yes	Yes
NOx class	6	6	6	6	6
Ingress protection (IP)	IPX4D	IPX4D	IPX4D	IPX4D	IPX4D
Maximum equivalent horizontal flue length (m) 60/100mm	18	18	18	6	6
Maximum equivalent vertical flue length (m) 60/100mm	18	18	18	6	6
Maximum equivalent horizontal flue length (m) 80/125mm	50	50	50	45	45
Maximum equivalent vertical flue length (m) 80/125mm	50	50	50	45	45



# iR regular boilers


Our high efficiency regular boiler



ATAG iR boilers are available in various outputs from 15kW to 40kW and are suitable for most homes, regardless of the hot water demand. An ATAG iR regular boiler can also be installed with our iSteel range of hot water cylinders for increased efficiency levels.

What sets ATAG apart is the fact we operate in so many countries around the world and there is a different engineering threshold in each one. So we simply package up all these demands into one, highly engineered range of super-efficient boilers.


iR regular boilers are specifically designed for open vented systems, presenting considerable options for larger homes with higher volume hot water needs.



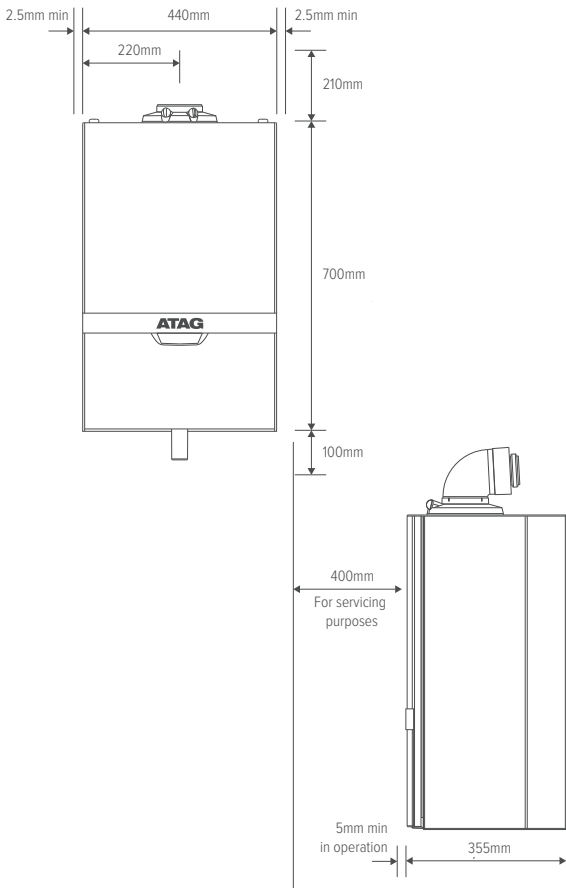
### Key features

- Five high performance domestic boilers - 15, 18, 24, 32, 40 kW outputs
- ATAG iCon stainless steel heat exchanger - with its unique lifetime replacement guarantee
- Supplied with fixing jig as standard, for rear piping up behind the boiler
- Compatible with underfloor systems with easy change of parameter settings
- Factory pre-set for speedier commissioning
- Built-in frost protection for increased reliability
- Detailed fault codes on LCD display for quicker, more accurate boiler diagnostics
- Wide modulation range delivers significant fuel savings
- Fully compatible with ATAG iSteel cylinder range
- Fully compatible with solar thermal hot water systems and ATAG iSteel twin coil cylinder range

- 1 Gas valve
- 2 Fan assembly
- 3 ATAG iCon heat exchanger
- 4 Modulating pump
- 5 PCB boiler control unit



### Clearances and dimensions



iR REGULAR BOILERS	iR15	iR18	iR24	iR32	iR40
Part number	BR400115	BR400118	BR400124	BR400132	BR400140
ErP Seasonal space heating energy efficiency class	A	A	A	A	A
ErP Seasonal space heating energy efficiency (%)	94	94	94	94	94
CH output kW (50/30°C)	14.7	17.5	23.2	31.2	38.8
SEDBUK 2009 (%)	89.8	89.8	89.8	89.8	89.8
Dimensions (H x W x D) (mm)	700 x 440 x 355	700 x 440 x 355	700 x 440 x 355	700 x 440 x 355	700 x 440 x 355
Boiler lift weight with jig (Kg)	32	32	32	35	35
Standard warranty (years)	10	10	10	10	10
LPG conversion kit available	Yes	Yes	Yes	Yes	Yes
Solar compatible	Yes	Yes	Yes	Yes	Yes
NOx class	6	6	6	6	6
Ingress protection (IP)	IPX4D	IPX4D	IPX4D	IPX4D	IPX4D
Maximum equivalent horizontal flue length (m) 60/100mm	18	18	18	6	6
Maximum equivalent vertical flue length (m) 60/100mm	18	18	18	6	6
Maximum equivalent horizontal flue length (m) 80/125mm	50	50	50	45	45
Maximum equivalent vertical flue length (m) 80/125mm	50	50	50	45	45

# In control and pushing all the right buttons

Whether your customer wants the latest smart controller or a plug-in mechanical clock, our wide range has an affordable option they'll be comfortable using.

The easy-to-use, internet-connected ATAG ONE controller will help you grow and protect your service and maintenance work by identifying issues at the earliest possible moment.

It isn't just beautiful to look at, it also communicates constantly with an ATAG combination or system boiler. This intelligent communication reduces bills, uses less energy and means boiler owners will never heat an empty home or come back to a cold one again.

**Better for you**

- Quick, easy installation
- Two-way communication system for notifications
- Real-time boiler operating data
- Remote fault code notification via the ONE APP software
- Overview of boiler installation mapping by postcode



ErP class VI, contribution to system energy efficiency 4%.



**Better for your customers**  
Perfect if your customers want a state-of-the-art programmable thermostat controllable by smartphone, tablet or PC.

- Built-in weather compensation via the boiler for added comfort
- Up to 15% cheaper to run than a conventional boiler
- Alerts customer to refill water in the system and flags other potential problems
- ErP class VI, contribution to system energy efficiency 4%

Our more traditional digital and mechanical controls are easy to use and have all the necessary functions to satisfy your customers' heating and hot water needs.

## Digital clock options

**7 day single channel digital wireless programmer and room thermostat**

Compatible with the iC Economiser Plus combi and iC combination boiler ranges. Comes with a receiver to fit in the front fascia panel. Offers on/off time setting periods throughout the day - with full temperature control.

ErP class IV, contribution to system energy efficiency 2%.



## Mechanical clock options

**24 hour single channel plug-in mechanical programmer**

Compatible with the iC Economiser Plus combi and iC combination boiler ranges. Fits in the front fascia panel. Allows the customer to set their heating with multiple on/ off settings across a 24-hour period.



**24 hour single channel mechanical wireless programmer and room thermostat**

Compatible with the iC Economiser Plus combi and iC combination boiler ranges. Comes with a receiver to fit in the front fascia panel. Allows the customer to select their perfect room temperature with multiple on/off settings across a 24-hour period.

ErP class I, contribution to system energy efficiency 1%.



Product description	Part no.
ATAG ONE smart programmable room stat (smart device controlled)	CT000111
24 hour single channel plug-in mechanical programmer	CT100001
24 hour single channel mechanical wireless programmer and room thermostat	CT100002
7 day single channel digital wireless programmer and room thermostat	CT200001
3 port valve (22mm) with cylinder sensor & ONE controller kit (iS range only)	CT500111
3 port valve (28mm) with cylinder sensor & ONE controller kit (iS range only)	CT500112
3 port diverter valve kit (22mm) with cylinder sensor, & 7 day two channel plug-in digital programmer (iS boilers only)	CT500222
3 port diverter valve kit (28mm) with cylinder sensor, & 7 day two channel plug-in digital programmer (iS boilers only)	CT500228



# Filter and chemicals

Better protection, better performance

Our filters are specially formulated for ATAG boilers, to minimise the problems that lead to warranty call outs.



## ATAG High Performance iGuard Filter (Plastic)

High performance central heating filters keep systems debris-free, ensure optimal performance and boost cost efficiency. Our easy to install, simple to maintain magnetic iGuard Filter is manufactured from durable Zytel®-nylon resin. It's designed to catch the maximum amount of foreign debris.

**Key features**

- Easy installation thanks to 360° rotating 22mm flow and return valves
- Strong powerful magnet (11,000 gauss)
- Additional stainless steel washable filter for removal of non-magnetic particles
- Big chemical dosing area to fill up unit for the system
- ½" isolation drain valve
- Strong, glass-filled Zytel®-nylon resin body
- No air vent needed. Built-in air release feature on commissioning
- WRAS-tested and approved (up to 10 bar pressure)
- Made in Great Britain
- 5 year parts warranty

## ATAG High Performance iGuard Filter (Brass)

High performance brass central heating filters keep systems debris-free, ensure optimal performance and boost cost efficiency.

**Key features**

- Solid brass construction
- Easily installed and maintained
- Patented internal design for high performance
- Super strength magnet
- Full bore fast flow valves with double seal
- Removable stainless steel debris mesh
- Easy bleed system
- Swivel canister for easy dosing
- 5 year warranty
- 25 year warranty of brass parts

## ATAG Electrolytic Scale Reducer<sup>1</sup>

We all know the damage limescale deposits can have on the efficiency and life of a boiler. This in-line scale reducer uses electrolytic principles to prevent the build-up of scale.

The ATAG Electrolytic Scale Reducer is connected directly onto 15mm pipe work and uses compression fittings.

It's effective immediately and is guaranteed for one year.

**Key features**

- Offers whole house protection (in average domestic usage)
- Straight-through design = no pressure loss
- No maintenance required
- WRAS approval
- Lasts for up to 10 years

## ATAG Central Heating System Protector

**Key features**

- Protects against corrosion and scale in mixed metal central heating systems
- Removes the need for frequent venting of radiators
- Helps stop pumps from sticking
- Avoids potential boiler noise
- Reduces maintenance costs
- Cuts fuel bills
- Prevents radiator cold spots

## ATAG Central Heating Universal Cleaner

**Key features**

- Prepares older systems for the installation of new components
- Compatible with all metals and materials commonly used in heating systems
- Can be used in all types of indirect heating systems, including ones containing aluminium
- Removes sludge and limescale from the heating system
- Effectively removes system circulation problems
- Removes radiator cold spots

## ATAG Water Treatment Pack

This pack helps to comply with Part L building regulations (1st April 2014) set out in the guidance from the Domestic Building Services Compliance Guide. Maximises system efficiency and circulation in domestic hot water systems. Available in Brass or Plastic.

**Pack includes:**

- iGuard Plastic Filter or iGuard Brass Filter
- Central Heating System Protector
- Central Heating Universal Cleaner
- Electrolytic Scale Reducer<sup>1</sup>

Product description	Part no.
ATAG iGuard Magnetic Filter 22mm (Plastic)	FC000100
ATAG Central Heating Protector 500ml	FC000300
ATAG Central Heating Universal Cleaner 500ml	FC000400
ATAG Electrolytic Scale Reducer 15mm	FC000500
ATAG Water Treatment Pack (Plastic iGuard Filter 22mm)	FC000650
ATAG Water Treatment Pack (Brass iGuard Filter 22mm)	FC000622
ATAG Water Treatment Pack (Brass iGuard Filter 28mm)	FC000628



20 1. Whilst it is good practice to fit an Electrolytic Scale Reducer in every installation, these are only mandatory in areas where mains water hardness exceeds 200 parts per million.

1. Whilst it is good practice to fit an Electrolytic Scale Reducer in every installation, these are only mandatory in areas where mains water hardness exceeds 200 parts per million.

# Flue options and accessories

For every installation



Our complete range of versatile flue systems is designed to give you the right solution for any possible job. We offer both horizontal and vertical options, so you can decide which fluing route best suits the installation you’re working on.

Our flues can be installed horizontally with 87° and 45° elbows, with the option of adding a plume management kit to take plumage away. You also have complete siting flexibility with fixed length and telescopic formats extending up to 18 metres for 60mm/100mm and 50 metres for 80mm/125mm flue systems.

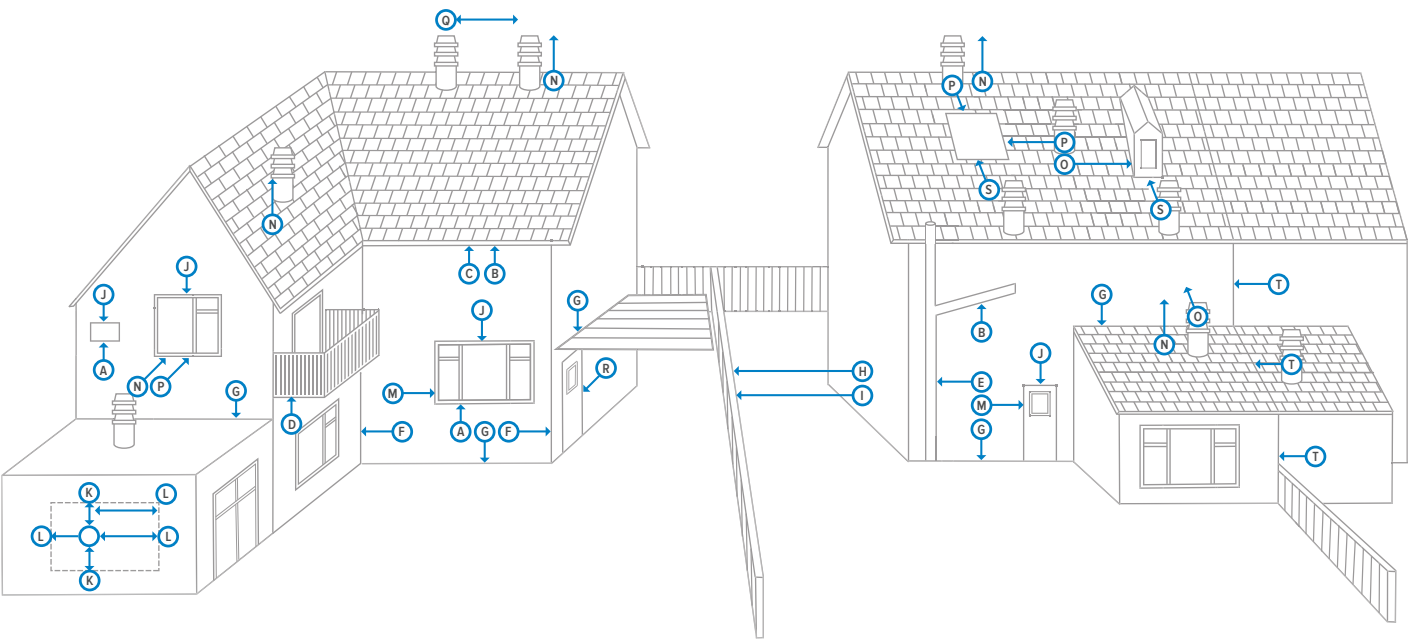
The vertical installation option allows the flue to run upwards. You can choose to use the fluing with 87° and 45° elbows to terminate through to any roof using a flat roof or pitched roof flashing kit.

### Our range – at a glance

- Horizontal and vertical options
- 60mm/100m and 80mm/125mm options
- Telescopic horizontal flue kits
- Plume management kits
- Flat roof flashing kits
- Pitched roof flashing kits
- Fitting accessories also provided

60mm/100mm	
Product description	Part No.
Flue kits	
Horizontal telescopic flue kit 420 - 580 (60/100mm)	FA100105
Horizontal flue fixed length kit 1000mm (60/100mm)	FA100205
Vertical flue terminal (60/100mm)	FA200100
Flues & accessories	
45° Flue bend (60/100mm) (single) (equivalent length 1.0m)	FA300045
87° Flue bend (60/100mm) (equivalent length 1.6m)	FA300090
500mm Flue extension (60/100mm)	FA400500
1000mm Flue extension (60/100mm)	FA401000
1950mm Flue extension (60/100mm) (Special order)	FA401950
Flue wall bracket 100mm	FA500100
Pitched roof flashing kit 25-45° (Lead)	FA200300
Flat roof slate (aluminium) (125mm)	FA200400
Plume management kit (2 x 90° elbows, 2 x 1000mm extension, 3 x wall bracket) (60mm) (black)	FA700100
Plume management bend 45° (60mm) (black)	FA700045
Plume management bend 87° (60mm) (black)	FA700090
Plume management 1000mm flue extension (60mm) (Black) c/w wall bracket	FA701000
Plume management wall bracket (60mm)	FA700001
Fire stop plate 100mm	FA500300
80mm/125mm	
Flue kits	
Horizontal flue fixed length 800mm (80/125mm) (no 87° bend)	RV12WPS0
Vertical flue terminal (80/125mm)	RV12RPS0
Flues & accessories	
45° Flue bend (80/125mm) (single) (equivalent length 1.9m)	RB12C4A0
87° Flue bend (80/125mm) (equivalent length 3.0m)	RB12C9A0
500mm Flue extension (80/125mm)	RP12C5A0
1000mm Flue extension (80/125mm)	RP12CAA0
Flue wall bracket 125mm	RS13UFA0
Plume management kit (Black) 80mm	RP08NAP1
Fire stop plate 125mm	FA500400
Flue turret 80/125mm	RA10C0P0

## Terminal positions



Code	Terminal position	Min distance (mm)
A	Directly below an opening, air brick, windows, etc.	300 (See Note 1)
B	Below gutters, soil pipes or drain pipes	75 (See Note 3)
C	Below eaves	200 (See Note 3)
D	Below balconies	200 (See Note 3)
E	From a vertical drain pipe or soil pipe	150 (See Note 3)
F	From an internal or external corner	300 (See Note 2)
G	Above ground, roof or balcony level	300
H	From a surface or boundary facing the terminal	600 (See Note 4)
I	From a terminal facing the terminal	1200
J	Above an opening, air brick, window etc.	300 (See Note 1)
K	Vertically from a terminal on the same wall	1500
L	Horizontally from a terminal on the same wall	300
M	Horizontally from an opening, air brick, window etc.	300 (See Note 1)
N	Minimum protrusion through a roof	300
O	From a vertical obstruction	300
P	From an openable window	600
Q	From an adjacent vertical terminal	600
R	From an opening in the car port (e.g. door, window) into the dwelling	1200
S	Below a roof window	2000
T	Terminal parallel to a boundary	300

### Notes:

1. The terminal shouldn't be nearer than 150mm to the framework of an opening into the building, i.e. a window surround or door surround.
2. This clearance may be reduced to 25mm without affecting the performance of the boiler. However, to ensure the condensate plume does not affect adjacent surfaces, a clearance of 300mm is preferable.
3. These clearances may be reduced to 25mm without affecting the performance of the boiler. However, to ensure the condensate plume does not affect adjacent surfaces the terminal can be extended beyond gutters, pipes, eaves, balconies etc.
4. To reduce the possibility of nuisance to neighbouring buildings etc. the terminal should not be less than 2,500mm from car parking spaces, building boundary walls, fences etc.
5. A terminal must not be sited under a car port roof.
6. In certain weather conditions, the terminal will emit a plume of steam. If possible avoid positioning the terminal where this may cause a nuisance, i.e. positions A, D, G, H, J or M.
7. The flue terminal must be exposed to the external air and the position must allow the free passage of air across it at all times.
8. A terminal must not be sited below 2m in an area people have access to, such as public footpaths, access routes, patios etc. However, if the terminal is fitted less than 2m above a surface where there is no public access, the terminal must be protected by a terminal guard.




# We believe in built to last

Our cylinders are no exception and offer the highest quality across the board

Whether you need vented, unvented, direct, indirect or twin coil, we have a high quality option for you.

Whatever you need, our range of high quality hot water cylinders is made from the best, corrosion-resistant Duplex stainless steel and covers all systems and applications.

Need a bespoke solution for a specific job? Talk to your Technical Product Manager - their job is to help you.



## ATAG iSteel vented cylinders

Traditional copper cylinder layouts PLUS the latest technical advancements

This replacement domestic stainless steel hot water storage cylinder is available in direct or indirect cylinders with 85-260 litre capacity.

- Robust and reliable
- Easy to install
- Built-in secondary return for maximum hot water delivery
- Part L compliant
- Efficient ErP 'C' banding
- 10 year guarantee

## ATAG iSteel unvented cylinders

For homes that need lots of hot water

High efficiency, quick recovery coils help deliver all the hot water a family needs – with superior insulation properties keeping heat loss levels down to a minimum. Direct and indirect cylinders, from 90-300 litre capacity.

- Coil-in-coil design for quicker heat recovery
- All components - to meet G3 compliance
- Full KIWA product approval
- Efficient ErP 'B' banding
- 25 year vessel guarantee – for total peace of mind
- 2 year guarantee on all other cylinder components

## ATAG iSteel twin coil cylinders

Perfect for all system applications

These indirect cylinders are compatible with our iS system, iR regular boilers and solar systems – and are available in 150-300 litre capacity.

- Supplied with energy cut-out device
- Factory-fitted secondary return on 210, 250 and 300 litre cylinders
- Twin stainless steel stat pockets for improved reliability
- Efficient ErP 'B' banding
- 25 year vessel guarantee – for total peace of mind
- All other cylinder components guaranteed for 2 years

ATAG iSTEEL VENTED CYLINDERS	Actual Size of Vessel	Capacity	ERP Energy Efficiency Class	Part Number
iSteel vented indirect cylinder 900 x 375 I	845 x 375	85L	C	CY300085
iSteel vented indirect cylinder 900 x 400 I	816 x 400	98L	C	CY300098
iSteel vented indirect cylinder 1050 x 400 I	940 x 400	116L	C	CY300116
iSteel vented indirect cylinder 900 x 450 I	812 x 450	120L	C	CY300120
iSteel vented indirect cylinder 1050 x 450 I	937 x 450	144L	C	CY300144
iSteel vented indirect cylinder 1200 x 375 I	1149 x 375	116L	C	CY400116
iSteel vented indirect cylinder 1200 x 450 I	1060 x 450	166L	C	CY300166
iSteel vented indirect cylinder 1500 x 450 I	1360 x 450	210L	C	CY300210
iSteel vented indirect cylinder 1800 x 450 I	1614 x 450	260L	C	CY300260
iSteel vented direct cylinder 900 x 375 D	845 x 375	85L	C	CY100085
iSteel vented direct cylinder 900 x 400 D	816 x 400	98L	C	CY100098
iSteel vented direct cylinder 1050 x 400 D	940 x 400	116L	C	CY100116
iSteel vented direct cylinder 900 x 450 D	812 x 450	120L	C	CY100120
iSteel vented direct cylinder 1050 x 450 D	937 x 450	144L	C	CY100144
iSteel vented direct cylinder 1200 x 375 D	1149 x 375	116L	C	CY200116
iSteel vented direct cylinder 1200 x 450 D	1060 x 450	166L	C	CY100166
iSteel vented direct cylinder 1500 x 450 D	1360 x 450	210L	C	CY100210
iSteel vented direct cylinder 1800 x 450 D	1614 x 450	260L	C	CY100260

Add additional diameter of 70mm insulation to the actual size of vessel (35mm approx. each side).

ATAG iSTEEL UNVENTED CYLINDERS (INDIRECT)		90 I	120 I	150 I	180 I	210 I	250 I	300 I
Performance data	Part number	CY600090	CY600120	CY600150	CY600180	CY600210	CY600250	CY600300
	ErP energy efficiency class	B	B	B	B	B	B	B
	Capacity (ltrs)	90	120	150	180	210	250	300
	Height (mm)	760	940	1140	1320	1510	1720	1980
	Diameter (mm)	545	545	545	545	545	595	595
	Weight empty (kg)	23	27	31	35	39	48	55
	Weight full (kg)	111	145	179	213	247	296	352
	Indirect reheat (mins)	12	16	17	20	22	25	34
	Immersion reheat (mins)	53	80	106	136	167	213	285
	Heat exchanger (kW)	16.46	16.46	18.55	18.55	18.55	22	22
Tapping heights	Standing loss (kWh/day)	0.96	1.11	1.26	1.40	1.54	1.76	2.03
	Cold inlet	195	195	195	195	195	195	195
	Bottom coil	305	305	340	340	365	365	365
	Immersion 1	345	345	380	380	410	410	410
	Stat pocket	360	360	395	395	475	475	475
	Immersion 2	-	-	-	-	-	965	980
	Sec. return	-	-	-	-	1160	1410	1605
	T&P valve	525	710	890	1085	1265	1520	1780

iSteel unvented cylinders (direct) also available in the same sizes as above.

ATAG iSTEEL TWIN COIL CYLINDERS		150 T	180 T	210 T	250 T	300 T
Performance data	Part number	CY700150	CY700180	CY700210	CY700250	CY700300
	ErP energy efficiency class	B	B	B	B	B
	Capacity (ltrs)	150	180	210	250	300
	Height (mm)	1140	1320	1510	1720	1980
	Diameter (mm)	545	545	545	595	595
	Weight empty (kg)	36	38	42	51	60
	Weight full (kg)	183	215	249	298	358
	Indirect reheat (mins)	17	20	22	25	34
	Immersion reheat (mins)	57	80	93	113	139
	Heat exchanger (kW)	16.46	18.55	18.55	22	22
Tapping heights	Solar volume (L)	77	95	101	107	121
	Standing loss (kWh/day)	1.26	1.40	1.54	1.76	2.03
	Cold inlet	195	195	195	195	195
	Bottom coil	310	310	370	370	370
	Stat pocket	365	365	420	420	420
	Top coil	660	665	780	855	990
	Immersion	705	725	835	905	1035
	Stat pocket	765	775	890	970	1095
	Sec. return	-	-	1155	1400	1615
	T&P valve	900	1070	1265	1510	1785

# Here to listen and here to help

If you've got a question about one of our products, a query about how our services work or if you'd like a second opinion on your current project, the first step is to talk to our Technical Product Managers because they know what you're talking about.

To arrange a Technical Product Manager visit please contact  
**0800 254 5061.**



Founding of ATAG.

1948

Focus solely on proprietary design, engineering and manufacturing of efficient heating products.

1983

Began export sales throughout Europe.

1986

Designed and engineered super-efficient pre-mix ceramic burner to lower NOx emissions.

1987

Designed and engineered revolutionary condensing boiler.

1991

Introduction of award winning super-efficient blue angel II condensing boiler.

1996

Expansion of commercial and domestic boiler technology in the UK.

2001

Export sales go global.

2005

Designed and engineered OSS super-efficient heat exchanger engine with a 10 years guarantee.

Introduction of award winning super-efficient A-range domestic boiler which is the most efficient in Europe.

2008

Introduction of award winning super-efficient commercial XL boiler for large projects.

2011

Designed and engineered super-efficient iCon heat exchanger with a lifetime replacement guarantee.

2013

Introduction of new super-efficient i-Series range of solar products and cylinders.

2014

Introduction of new super-efficient i-Series range of compact boilers, which are the most efficient in Europe.

2015

Introduction of revolutionary and super-efficient iC Economiser combination boiler and ATAG ONE controller, which is the most efficient in Europe.

Leads industry by offering 10 years warranty across entire i-Series range of boilers.

2017

CALL 0800 254 5061



# Why are so many installers switching to ATAG?

A committed partner to Gas Safe registered businesses

It doesn't matter if you're talking to your Technical Product Manager or one of our Account Managers, you'll always get sound advice, exceptional service and a truly professional point of view. We're here to help you grow and protect your business.

Technical helpline:

**0800 254 5065**

Book a Technical Product Manager visit:

**0800 254 5063**

Customer services:

**0800 254 5062**

Spare parts:

**0800 254 5064**

General enquiries:

**0800 254 5061**

**ATAG**  
HEATING TECHNOLOGY

[www.atagheating.co.uk](http://www.atagheating.co.uk)

1 Masterton Park, South Castle Drive, Dunfermline KY11 8NX

