

Heavy Duty Silo Mount for the 220 Load Cell

FEATURES

- 5, 10, 20 and 30T capacity
- Low profile
- Tolerant of angular misalignment
- Stainless steel mounting option
- Jacking support system
- Lift-off protection
- Allowance for thermal expansion

APPLICATIONS


- Silo mount
- Tank weighing
- Hopper weighing

DESCRIPTION

The 220 Silo Mount is specifically designed for the support of tanks, silos, and hoppers, making it ideal for indoor or outdoor process control applications when high accuracy weighing is demanded.

The Silo Mount is designed to support a uniformly distributed load and is capable of tilting through a maximum of $\pm 3^\circ$ from vertical.

The Silo Mount forms a compact assembly offering simple installation which is rugged and tolerant of heavy



industrial environments. Heavy gauge steel construction provides a rigid, robust load cell mount for high accuracy and prolonged life. An earth strap with fixing bolts is provided.

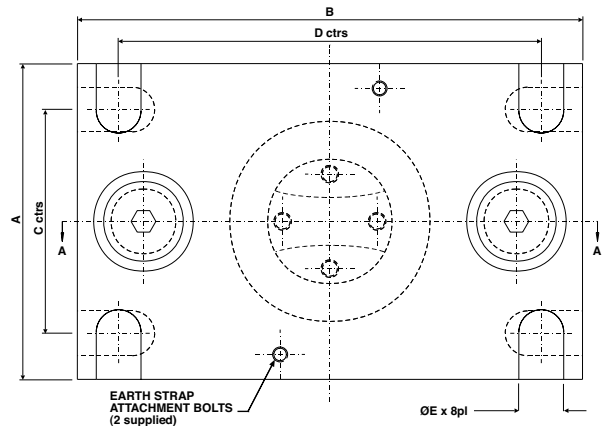
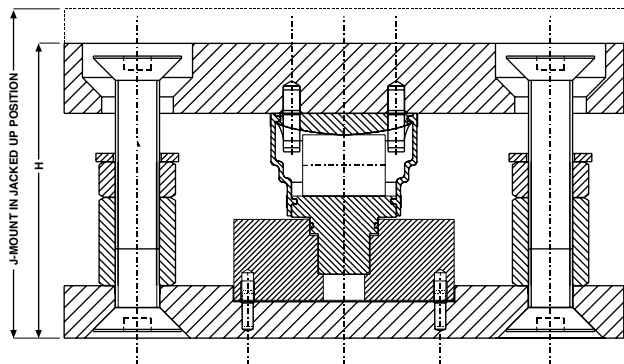
The Silo mount provides a unique jacking support system which allows the mounts to be installed in the raised position without the load cells, this aids the installation, and preventing accidental damage of the load cells.

Lift-off protection and an allowance for thermal expansion of the weighing vessel is also incorporated into the mount design.

For specifications refer to Model 220.

OUTLINE DIMENSIONS in millimeters

This mount is designed for a uniformly distributed load on the top and bottom surfaces



CAPACITY	A	B	C	D	ØE	H	J
5 and 10T	127	203	90	170	18	107	118
20 and 30T	152	245	115	208	24	148	156

Document No.: 12028 Revision: 20-Jan-2015

Disclaimer

ALL PRODUCTS, PRODUCT SPECIFICATIONS AND DATA ARE SUBJECT TO CHANGE WITHOUT NOTICE.

Vishay Precision Group, Inc., its affiliates, agents, and employees, and all persons acting on its or their behalf (collectively, "VPG"), disclaim any and all liability for any errors, inaccuracies or incompleteness contained herein or in any other disclosure relating to any product.

The product specifications do not expand or otherwise modify VPG's terms and conditions of purchase, including but not limited to, the warranty expressed therein.

VPG makes no warranty, representation or guarantee other than as set forth in the terms and conditions of purchase. **To the maximum extent permitted by applicable law, VPG disclaims (i) any and all liability arising out of the application or use of any product, (ii) any and all liability, including without limitation special, consequential or incidental damages, and (iii) any and all implied warranties, including warranties of fitness for particular purpose, non-infringement and merchantability.**

Information provided in datasheets and/or specifications may vary from actual results in different applications and performance may vary over time. Statements regarding the suitability of products for certain types of applications are based on VPG's knowledge of typical requirements that are often placed on VPG products. It is the customer's responsibility to validate that a particular product with the properties described in the product specification is suitable for use in a particular application. You should ensure you have the current version of the relevant information by contacting VPG prior to performing installation or use of the product, such as on our website at vpgsensors.com.

No license, express, implied, or otherwise, to any intellectual property rights is granted by this document, or by any conduct of VPG.

The products shown herein are not designed for use in life-saving or life-sustaining applications unless otherwise expressly indicated. Customers using or selling VPG products not expressly indicated for use in such applications do so entirely at their own risk and agree to fully indemnify VPG for any damages arising or resulting from such use or sale. Please contact authorized VPG personnel to obtain written terms and conditions regarding products designed for such applications.

Product names and markings noted herein may be trademarks of their respective owners.

Copyright Vishay Precision Group, Inc., 2014. All rights reserved.

Document No.: 63999 Revision: 15-Jul-2014