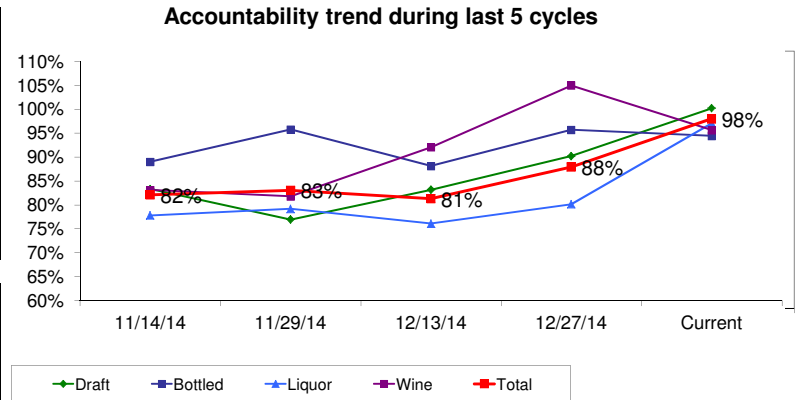




Staff Report MY BAR & GRILL

Start day **Sunday, December 28, 2014**
 End Day **Saturday, January 10, 2015**
 Cycle Length **14 days**

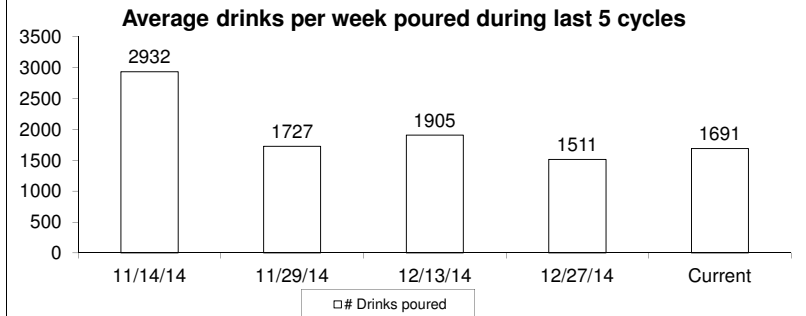
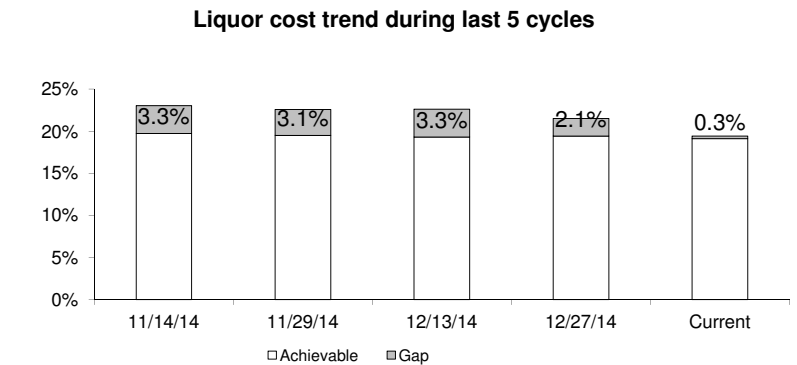
	% of Sales	Accountability	Rung	Poured	Missing	Total Loss at Wholesale
Draft	23%	100%	916	914	(2)	\$ (15.00)
Bottled	24%	94%	918	972	54	\$ 43.34
Liquor	49%	97%	1186	1221	36	\$ 51.79
Wine	4%	96%	124	130	6	\$ 1.20
Misc	0%	0%	0	0	0	\$ -
Totals	-	98%	3144	3237	93	\$ 81.33



Rank order of 15 products with largest amount of loss*

Product	Rung	Poured	Loss at Whole Sale	Equivalent in Kegs Case Bottles
1 BUD SELECT 55	0	24	\$23.28	1.0 Case
2 KEG SHINER BOCK	106	132	\$21.83	0.2 Keg
3 JAGERMEISTER	53	73	\$17.63	0.7 Bottle
4 BUD LIGHT BOTTLE	285	302	\$15.33	0.7 Case
5 KEG ZIEGEN BOCK AMBER 1/4	30	47	\$14.53	0.2 Keg
6 CORONA BOTTLE	12	21	\$12.27	0.4 Case
7 WELL BOURBON	9	48	\$10.45	1.4 Bottle
8 CROWN ROYAL	92	101	\$10.30	0.3 Bottle
9 CANYON OAKS MERLOT 1.5L	10	19	\$9.96	1.1 Bottle
10 MILLER LITE	209	218	\$8.12	0.4 Case
11 BEEFEATER	12	20	\$7.53	0.3 Bottle
12 JAME'S HAROR SPICED RUM	1	28	\$6.01	1.0 Bottle
13 FIREBALL CINNAMON WHISKEY	119	128	\$5.30	0.3 Bottle
14 GRAND MARNIER	0	4	\$5.24	0.1 Bottle
15 WELL VODKA	174	193	\$4.10	0.7 Bottle

* For the draft beer, an allowance of 5% "Natural Waste" is excluded from the loss at wholesale amounts e.g. If Accountability for a beer is 80% and there is \$400 in loss, the first \$100 of loss is not included.



Draft	14.50	oz	% rung unknown	Av. Var. %	Inv. \$ ratio
Liquor	1.25	oz	Draft 0%	10%	3.48
Martini		oz	Bottled 0%	10%	3.02
Shot		oz	Liquor 2%	30%	6.81
Pitcher		oz	Wine 2%	23%	5.56
		oz	Total 1%	18%	4.50

1. Access 2 / 2
 2. Invoices 2 / 2
 3. Communication 2 / 2
 4. POS 2 / 2
 5. Organization 2 / 2

Your overall efficiency score is:

10 / 10

Watch education videos at www.bar-i.com/training



MY BAR & GRILL

Sunday, December 28, 2014

Saturday, January 10, 2015

14 days

- WooHoo! 5 cycles in and we smash our 95% goal at 98% overall!!!!
- Accountability is up 10% overall this cycle and liquor cost is down 2%
- We are missing just \$81 this cycle compared to ~\$500 during the first one which represents a saving of \$11,000 per year in losses (effect on your bottom line is ~2-3 times this figure due to increased retail dollars)
- Draft looks great at 100%
 - Question: Are you ringing in foam to the POS? We don't advise doing this. Just checking as it can cause numbers above 100%
- Bottles is the main area of concern with 54 missing items (up from 31 last time)
 - Bud Light, Bud Select and Miller light top losses
- Liquor is fantastic at 97% with just 36 missing servings (250 last time!)
 - Jager a slight area of concern with 20 missing servings (10 last time)
- Wine is a small part of your business at 95%

Recommendations

- **Congratulate staff on a great effort and improvement!**
- **Per discussions lets agree our reward schedule based on performance during this week's staff meeting to make this standard the norm**

	Sales	% of Sales	Accountability	Actual Liquor Cost	Achievable Liquor Cost	Performance Gap	Loss at Wholesale	Inventory Value	
Draft	\$ 3,418	23%	100%	28.5%	28.6%	-0.1%	\$ (15.00)	\$ 1,696.06	Wholesale loss by category
Bottled	\$ 3,530	24%	94%	26.8%	25.3%	1.5%	\$ 43.34	\$ 1,428.95	
Liquor	\$ 7,343	49%	97%	12.8%	11.1%	1.7%	\$ 51.79	\$ 3,190.29	
Wine	\$ 593	4%	96%	32.4%	31.0%	1.4%	\$ 1.20	\$ 534.76	
Misc	\$ -	0%	0%	0.0%	0.0%	0.0%	\$ -	\$ -	
Total	\$ 14,884	-	98.0%	20.5%	19.9%	0.5%	\$ 81.33	\$ 6,850.06	



Results by Subcategory: Top 1/3 of page = results by category, Bottom 2/3 = results by subcategory. Left to right: Sales volume, Missing product trend, Accountability and Loss, Actual and Achievable liquor costs and Average Pricing info.

Category	POS Sales	% of total sales	Missing	Missing last time Rung	Servings Rung	Servings Poured	Acc'bility	WSL Loss	Liquor cost %	Achievable cost %	WSL per serving	Average retail (serving)
Draft Beer	\$ 3,417.51	23%	-2	75	916.0	913.8	100%	\$ (15.00)	28.5%	28.6%	\$ 1.07	\$ 3.73
Bottle Beer	\$ 3,529.68	24%	54	31	918.0	972.0	94%	\$ 43.34	26.8%	25.3%	\$ 0.97	\$ 3.84
Liquor	\$ 7,343.32	49%	36	250	1185.8	1221.5	97%	\$ 51.79	12.8%	11.1%	\$ 0.69	\$ 6.19
Wine	\$ 593.01	4%	6	-2	124.0	129.6	96%	\$ 1.20	32.4%	31.0%	\$ 1.48	\$ 4.78
Misc	\$ -	0%	0	0	0.0	0.0	0%	\$ -	0.0%	0.0%		
Total	\$ 14,883.52		93	354	3143.8	3236.9	98%	\$ 81.33	20.5%	19.9%	\$ 0.90	\$ 4.73
DDOMESTIC	\$ -	0%	0	0	0.0	0.0		\$ -	0.0%	0.0%		
DIMPORT	\$ 337.31	2%	-1	4	77.4	76.6	101%	\$ (0.68)	22.8%	23.0%	\$ 1.00	\$ 4.36
DPREMIUM	\$ 3,080.20	21%	-1	71	838.6	837.2	100%	\$ (15.69)	29.1%	29.2%	\$ 1.07	\$ 3.67
DOMESTIC	\$ 2,769.55	19%	55	23	738.0	793.0	93%	\$ 51.62	26.3%	24.5%	\$ 0.92	\$ 3.75
PREMIUM	\$ 248.39	2%	5	-1	58.0	63.0	92%	\$ 6.11	26.4%	24.3%	\$ 1.04	\$ 4.28
IMPORT	\$ 511.74	3%	-6	9	122.0	116.0	105%	\$ (10.00)	29.5%	31.0%	\$ 1.30	\$ 4.19
ENERGY	\$ -	0%	0	0	0.0	0.0		\$ -	0.0%	0.0%		
SHOT	\$ 474.73	3%	27	-15	65.0	92.1	71%	\$ 26.34	17.7%	12.5%	\$ 0.91	\$ 7.30
VODKA	\$ 2,039.09	14%	41	50	353.8	394.3	90%	\$ 22.89	10.4%	9.4%	\$ 0.54	\$ 5.76
GIN	\$ 242.49	2%	-4	7	36.2	32.2	112%	\$ 4.10	14.2%	15.9%	\$ 1.07	\$ 6.70
RUM	\$ 464.78	3%	13	52	85.2	97.8	87%	\$ 7.60	10.5%	9.2%	\$ 0.50	\$ 5.46
WHISKEY	\$ 2,857.03	19%	-9	30	469.4	460.9	102%	\$ 20.93	12.7%	12.9%	\$ 0.79	\$ 6.09
SCOTCH	\$ 170.01	1%	2	-1	19.0	21.0	90%	\$ 3.06	16.0%	14.5%	\$ 1.29	\$ 8.95
TEQUILA	\$ 543.49	4%	-11	110	95.0	83.7	114%	\$ (10.59)	19.5%	22.2%	\$ 1.27	\$ 5.72
BRANDED	\$ 323.73	2%	-5	17	41.4	36.5	34%	\$ (3.94)	10.7%	3.6%	\$ 0.29	\$ 7.82
AFTER DINNER	\$ 19.01	0%	0	0	2.0	2.1	96%	\$ 0.14	17.6%	16.8%	\$ 1.60	\$ 9.51
Unknown Liquor *	\$ 208.95	1%	-19	0	18.8	0.0		\$ (13.90)	0.0%	0.0%		\$ 11.11
WHITE	\$ 315.37	2%	2	3	55.0	56.9	97%	\$ 2.45	23.5%	22.7%	\$ 1.30	\$ 5.73
RED	\$ 223.50	2%	1	-4	36.0	37.1	97%	\$ 1.39	21.6%	21.0%	\$ 1.30	\$ 6.21
CHAMP	\$ 38.98	0%	5	-1	31.0	35.6	87%	\$ 4.98	179.2%	156.2%	\$ 1.96	\$ 1.26

* Unknown liquor is a dummy product we assign product to when it is rung in a way which does not identify which product was used (e.g. "rocks" modifiers). The better your POS is setup, the less product will be assigned to 'unknown liquor'.

Variance report: Top ten negative product variances by category. For each category, products with the largest WSL loss are ranked by dollars lost. Check 'Missing' and 'Missing last cycle' to spot trends in missing product. Stats on right allow you to check our calculations.

Rank \$ lost	Product name	Ranked \$ lost	Rung (servings)	Poured (servings)	Acc'bility	Missing (Units)	Missing last cycle (Units)	Previous count	Invoiced	Rung	Expected	Current count
1	KEG SHINER BOCK	\$ 22.98	106	132	80%	0.2	0.2	1.0 +	1.0 -	0.8 =	1.3	1.1
2	KEG ZIEGEN BOCK AMBER 1/4	\$ 15.29	30	47	63%	0.3	0.2	0.9 +	1.0 -	0.4 =	1.5	1.2
3	KEG DOS EQUIS LAGER	\$ 0.87	64	65	99%	0.0	0.0	0.9 +	1.0 -	0.5 =	1.5	1.5
4	KEG ST ARNOLD SEASONAL 1/6	\$ 0.37	24	25	99%	0.0	0.0	1.2 +	0.0 -	0.5 =	0.7	0.7
5	UNKNOWN DRAFT	\$ -	0	0	100%	0.0	0.0	0.0 +	0.0 -	0.0 =	0.0	0.0
6	KEG KARBACH HOPADILLO IPA 1/4	\$ (0.30)	4	4	105%	0.0	0.1	1.9 +	0.0 -	0.1 =	1.8	1.8
7	KEG ST ARNOLD ELISSA 1/6	\$ (0.76)	36	36	101%	0.0	(0.0)	1.9 +	0.0 -	0.8 =	1.2	1.2
8	KEG CORONA LIGHT	\$ (1.54)	13	12	115%	0.0	0.0	1.5 +	0.0 -	0.1 =	1.4	1.5
9	KEG COORS LIGHT 1/4	\$ (2.62)	66	63	104%	0.0	0.1	2.2 +	0.0 -	1.0 =	1.3	1.3
10	KEG WOODCHUCK 1/6	\$ (4.04)	31	29	108%	0.0	0.0	0.6 +	1.0 -	0.7 =	1.0	1.0
1	BUD SELECT 55	\$ 23.28	0	24	0%	24.0	0.0	61.0 +	0.0 -	0.0 =	61.0	37.0
2	BUD LIGHT BOTTLE	\$ 15.33	285	302	94%	17.0	14.0	178.0 +	264.0 -	285.0 =	157.0	140.0
3	CORONA BOTTLE	\$ 12.27	12	21	57%	9.0	10.0	118.0 +	0.0 -	12.0 =	106.0	97.0
4	MILLER LITE	\$ 8.12	209	218	96%	9.0	8.0	196.0 +	168.0 -	209.0 =	155.0	146.0
5	ST ARNOLD WEEDWACKER	\$ 3.79	1	4	25%	3.0	(3.0)	38.0 +	0.0 -	1.0 =	37.0	34.0
6	LABATT BLUE	\$ 3.53	9	12	75%	3.0	2.0	30.0 +	24.0 -	9.0 =	45.0	42.0
7	COORS LIGHT BOTTLE	\$ 2.71	179	182	98%	3.0	0.0	82.0 +	144.0 -	179.0 =	47.0	44.0
8	ST ARNOLD LAWNMOWER	\$ 2.52	0	2	0%	2.0	0.0	63.0 +	0.0 -	0.0 =	63.0	61.0
9	HEINEKEN BOTTLE	\$ 2.52	6	8	75%	2.0	(2.0)	30.0 +	0.0 -	6.0 =	24.0	22.0
10	MICH ULTRA	\$ 2.19	33	35	94%	2.0	(1.0)	60.0 +	48.0 -	33.0 =	75.0	73.0
1	JAGERMEISTER	\$ 17.63	53	73	73%	0.3	0.4	4.0 +	1.0 -	2.0 =	3.0	2.8
2	WELL BOURBON	\$ 10.45	9	48	19%	1.4	0.5	3.5 +	2.0 -	0.3 =	5.2	3.8
3	CROWN ROYAL	\$ 10.30	92	101	91%	0.3	0.7	2.8 +	4.0 -	3.4 =	3.4	3.1
4	BEEFEATER	\$ 7.53	12	20	61%	0.3	0.4	1.6 +	2.0 -	0.4 =	3.2	2.9
5	JAME'S HAROR SPICED RUM	\$ 6.01	1	28	4%	1.0	(1.0)	2.9 +	0.0 -	0.0 =	2.9	1.9
6	FIREBALL CINNAMON WHISKEY	\$ 5.30	119	128	93%	0.3	0.5	2.7 +	4.0 -	4.4 =	2.3	1.9
7	GRAND MARNIER	\$ 5.24	0	4	0%	0.1	(0.0)	0.9 +	0.0 -	0.0 =	0.9	0.7
8	WELL VODKA	\$ 4.10	174	193	90%	0.7	0.7	7.8 +	7.0 -	6.4 =	8.4	7.7
9	BELVEDERE INTENSE 100	\$ 3.64	0	3	0%	0.1	(0.0)	0.9 +	0.0 -	0.0 =	0.9	0.8
10	KETEL ONE	\$ 3.62	11	14	78%	0.1	0.0	0.9 +	0.0 -	0.4 =	0.5	0.4
1	CANYON OAKS MERLOT 1.5L	\$ 9.96	10	19	52%	1.1	(0.8)	4.0 +	2.0 -	1.2 =	4.9	3.8
2	JJJ CALIFORNIA CHAMP	\$ 4.04	6	10	59%	0.8	(0.2)	5.0 +	0.0 -	1.2 =	3.8	3.0
3	CANYON OAKS CHARD 1.5L	\$ 3.50	31	34	91%	0.4	0.1	4.8 +	0.0 -	3.7 =	1.2	0.8
4	TARAPACA PN	\$ 2.40	0	1	0%	0.3	0.8	4.0 +	0.0 -	0.0 =	4.0	3.7
5	KENDALL JACKSON CHARD	\$ 1.61	3	4	84%	0.1	0.1	0.0 +	4.0 -	0.7 =	3.3	3.2
6	WYCLIFF CHAMP	\$ 0.94	25	25	98%	0.1	0.0	10.0 +	0.0 -	5.9 =	4.1	4.0
7	DONA ISADORA SB	\$ -	0	0	100%	0.0	(0.0)	5.0 +	0.0 -	0.0 =	5.0	5.0
8												
9												
10	CLOS DU VAL CHARD	\$ (0.02)	0	0	0%	0.0	0.0	3.7 +	0.0 -	0.0 =	3.7	3.7



Every product detail: From left to right; % Usage of Category, Performance and Accountability, Cost per Unit, Stock, Par Level and Value of Current Inventory

	Stock	Value
Draft Beer	20	\$ 1,696
Bottle Beer	1271	\$ 1,429
Liquor	185	\$ 3,190
Wine	59	\$ 535
Misc	0	\$ -
Total		\$ 6,850

Category	Product	Rung (servings)	Poured (servings)	Missing (servings)	Acc'bility (%)	Missing (units)	Missing last cycle (units)	Liquor cost (%)	Category LC rank (%)	Price per unit (\$)	Stock(units) *	14 day dynamic Par *	Value (\$)	
1	Draft Beer	UNKNOWN DRAFT	0.0	0.0	0.0	100%	0.0	0.0	N/A	N/A	\$ 100.00	0.0	0.0	\$ -
2	Bottle Beer	UNKNOWN BOTTLE	0.0	0.0	0.0	100%	0.0	0.0	N/A	N/A	\$ 20.00	0.0	0.0	\$ -
3	Liquor	UNKNOWN LIQUOR	18.8	0.0	-18.8	100%	-0.7	0.0	N/A	N/A	\$ 20.00	0.0	0.0	\$ -
4	Wine	UNKNOWN WINE	2.0	0.0	-2.0	100%	-0.5	0.0	N/A	N/A	\$ 10.00	0.0	0.0	\$ -
5	Liquor	BAR-I UNKNOWN SUGAR	0.0	0.0	0.0	100%	0.0	0.0	N/A	N/A	\$ 10.00	0.0	0.0	\$ -
6	Draft Beer	KEG BUD LIGHT 1/4	295.6	273.4	-22.2	108%	-0.3	0.0	28%	64%	\$ 67.04	2.9	5.0	\$ 194.61
7	Draft Beer	KEG COORS LIGHT 1/4	65.8	63.1	-2.7	104%	0.0	0.1	28%	45%	\$ 67.04	1.3	0.8	\$ 88.67
8	Draft Beer	KEG CORONA LIGHT	13.4	11.7	-1.7	115%	0.0	0.0	20%	0%	\$ 123.00	1.5	0.1	\$ 178.50
9	Draft Beer	KEG DOS EQUIS LAGER	64.0	64.9	0.8	99%	0.0	0.0	23%	18%	\$ 139.77	1.5	0.5	\$ 204.19
10	Draft Beer	KEG KARBACH HOPADILLO IPA 1/4	4.4	4.2	-0.2	105%	0.0	0.1	22%	9%	\$ 94.31	1.8	0.2	\$ 173.10
11	Draft Beer	KEG MILLER LITE 1/4	228.4	215.8	-12.6	106%	-0.2	0.2	31%	82%	\$ 67.04	4.7	3.1	\$ 313.57
12	Draft Beer	KEG SHINER BOCK	105.9	131.8	25.9	80%	0.2	0.2	28%	55%	\$ 121.59	1.1	0.6	\$ 130.95
13	Draft Beer	KEG SHOCK TOP 1/6	17.4	12.7	-4.7	137%	-0.1	0.2	46%	100%	\$ 121.59	0.9	0.6	\$ 105.95
14	Draft Beer	KEG ST ARNOLD ELISSA 1/6	36.0	35.5	-0.4	101%	0.0	0.0	27%	36%	\$ 80.11	1.2	0.5	\$ 93.68
15	Draft Beer	KEG ST ARNOLD SEASONAL 1/6	24.4	24.6	0.2	99%	0.0	0.0	29%	73%	\$ 81.69	0.7	0.9	\$ 57.74
16	Draft Beer	KEG WOODCHUCK 1/6	30.8	28.6	-2.2	108%	0.0	0.0	26%	27%	\$ 82.49	1.0	0.7	\$ 83.46
17	Draft Beer	KEG ZIEGEN BOCK AMBER 1/4	29.8	47.4	17.6	63%	0.3	0.2	32%	91%	\$ 59.37	1.2	0.8	\$ 71.63
18	Bottle Beer	BLUE MOON	6.0	6.0	0.0	100%	0.0	2.0	32%	73%	\$ 29.04	42.0	10.0	\$ 50.82
19	Bottle Beer	BUD BOTTLE	18.0	18.0	0.0	100%	0.0	0.0	26%	45%	\$ 23.92	26.0	17.6	\$ 25.91
20	Bottle Beer	BUD LIGHT BOTTLE	285.0	302.0	17.0	94%	17.0	14.0	25%	36%	\$ 21.64	140.0	291.1	\$ 126.23
21	Bottle Beer	BUD LIGHT LIME	7.0	7.0	0.0	100%	0.0	0.0	29%	64%	\$ 26.30	31.0	6.1	\$ 33.97
22	Bottle Beer	BUD SELECT 55	0.0	24.0	24.0	0%	24.0	0.0			\$ 23.28	37.0	7.3	\$ 35.89
23	Bottle Beer	COORS LIGHT BOTTLE	179.0	182.0	3.0	98%	3.0	0.0	25%	27%	\$ 21.64	44.0	156.9	\$ 39.67
24	Bottle Beer	CORONA BOTTLE	12.0	21.0	9.0	57%	9.0	10.0	52%	91%	\$ 32.72	97.0	22.8	\$ 132.24
25	Bottle Beer	CORONA LIGHT	11.0	0.0	-11.0	100%	-11.0	-4.0	0%	0%	\$ 32.72	16.0	5.0	\$ 21.81
26	Bottle Beer	DOS EQUIS XX LAGER	51.0	50.0	-1.0	102%	-1.0	1.0	27%	50%	\$ 29.60	46.0	70.0	\$ 56.73
27	Bottle Beer	GUINNESS CANS	17.0	12.0	-5.0	142%	-5.0	0.0	34%	77%	\$ 40.14	5.0	7.7	\$ 8.36
28	Bottle Beer	HEINEKEN BOTTLE	6.0	8.0	2.0	75%	2.0	-2.0	36%	82%	\$ 30.22	22.0	4.6	\$ 27.70
29	Bottle Beer	KALIBER NA	4.0	3.0	-1.0	133%	-1.0	0.0	22%	9%	\$ 26.44	9.0	3.7	\$ 9.92
30	Bottle Beer	KARBACH RODEO CLOWN	1.0	1.0	0.0	100%	0.0	0.0	39%	86%	\$ 53.28	21.0	0.2	\$ 46.62
31	Bottle Beer	LABATT BLUE	9.0	12.0	3.0	75%	3.0	2.0	89%	95%	\$ 28.20	42.0	13.0	\$ 49.35
32	Bottle Beer	LONE STAR	36.0	37.0	1.0	97%	1.0	4.0	23%	14%	\$ 19.94	93.0	44.9	\$ 77.27
33	Bottle Beer	MICH ULTRA	33.0	35.0	2.0	94%	2.0	-1.0	29%	59%	\$ 26.30	73.0	63.3	\$ 80.00
34	Bottle Beer	MILLER 64	1.0	1.0	0.0	100%	0.0	0.0	24%	23%	\$ 22.20	27.0	1.3	\$ 24.98
35	Bottle Beer	MILLER FORTUNE	0.0	0.0	0.0	100%	0.0	0.0			\$ 24.00	0.0	0.0	\$ -
36	Bottle Beer	MILLER LITE	209.0	218.0	9.0	96%	9.0	8.0	25%	32%	\$ 21.64	146.0	152.1	\$ 131.64
37	Bottle Beer	MODELO ESPECIAL	9.0	10.0	1.0	90%	1.0	2.0	30%	68%	\$ 31.48	36.0	13.0	\$ 47.22
38	Bottle Beer	NEGRA MODELO	3.0	0.0	-3.0	100%	-3.0	0.0	0%	0%	\$ 31.48	30.0	3.6	\$ 39.35
39	Bottle Beer	REDD'S APPLE	6.0	6.0	0.0	100%	0.0	0.0	24%	18%	\$ 32.92	16.0	4.0	\$ 21.95
40	Bottle Beer	SEADOG WILD BLUEBERRY	6.0	6.0	0.0	100%	0.0	1.0	26%	41%	\$ 35.24	73.0	17.4	\$ 107.19
41	Bottle Beer	SHINER BOCK	8.0	8.0	0.0	100%	0.0	-4.0	28%	55%	\$ 27.24	69.0	10.7	\$ 78.32
42	Bottle Beer	ST ARNOLD LAWNMOWER	0.0	2.0	2.0	0%	2.0	0.0			\$ 30.28	61.0	4.8	\$ 76.96
43	Bottle Beer	ST ARNOLD WEEDWACKER	1.0	4.0	3.0	25%	3.0	-3.0	89%	100%	\$ 30.28	34.0	1.7	\$ 42.90
44	Bottle Beer	ZIEGEN BOCK AMBER	0.0	-1.0	-1.0	0%	-1.0	1.0			\$ 24.65	35.0	1.7	\$ 35.95
45	Liquor	GOLDSCHLAGER	0.0	2.3	2.3	0%	0.1	0.0			\$ 27.72	0.9	0.0	\$ 24.11

* Stock : Stock shows the quantity which is currently on hand. When stock level is below the Dynamic Par, that amount is highlighted with a grey background

* Dynamic Par: Based on past 3 cycles, DP equals 14 days' worth of product. Suggestion = Use as conservative par to order for next 7 days.

	PRODUCT	Rung	Poured	Missing	Acc'bility	Miss	Prev	Cost %	LC rank	Unit WSL	Stock	Par	
46	Liquor	GRAND MARNIER	0.0	3.8	3.8	0%	0.1	0.0	↓ 100%	\$ 37.50	0.7	0.2	\$ 27.65
47	Liquor	JAGERMEISTER	53.0	73.0	20.0	73%	0.3	0.4	↓ 17%	\$ 23.85	2.8	2.7	\$ 65.64
48	Liquor	RUMPLEINTZ	2.0	4.0	2.0	50%	0.1	0.0	↓ 61%	\$ 27.05	1.0	0.3	\$ 26.06
49	Liquor	SAMBUCA BLACK	0.0	0.0	0.0	100%	0.0	-0.7		\$ 15.00	0.1	(0.1)	\$ 1.47
50	Liquor	TUACA	10.0	9.0	-1.0	111%	0.0	-0.2	↑ 10%	\$ 24.78	0.0	0.2	\$ -
51	Liquor	ABSOLUT	11.0	10.8	-0.2	102%	0.0	0.0	↓ 15%	\$ 27.50	2.0	0.3	\$ 54.30
52	Liquor	ABSOLUT CITRON	3.0	3.2	0.2	93%	0.0	0.3	↓ 15%	\$ 27.50	0.4	0.2	\$ 11.16
53	Liquor	ABSOLUT MANGO	0.0	1.0	1.0	0%	0.0	-0.3		\$ 27.50	0.8	0.0	\$ 20.76
54	Liquor	BELVEDERE	3.0	0.9	-2.1	348%	-0.1	0.0	↑ 4%	\$ 33.42	1.0	0.1	\$ 32.77
55	Liquor	BELVEDERE BLOODY MARY	0.0	0.0	0.0	0%	0.0	0.0		\$ 33.42	0.9	0.0	\$ 31.35
56	Liquor	BELVEDERE INTENSE 100	0.0	2.6	2.6	0%	0.1	0.0		\$ 38.11	0.8	0.1	\$ 32.11
57	Liquor	DEEP EDDY CRAN	17.0	20.5	3.5	83%	0.1	0.0	↔ 14%	\$ 19.99	0.9	0.4	\$ 18.98
58	Liquor	DEEP EDDY R	0.0	0.0	0.0	0%	0.0	0.0		\$ 20.00	1.0	0.0	\$ 19.04
59	Liquor	DEEP EDDY RUBY RED	40.2	43.1	2.9	93%	0.1	0.1	↔ 12%	\$ 20.00	0.0	1.3	\$ -
60	Liquor	DEEP EDDY SWEET TEA	0.0	0.0	0.0	100%	0.0	0.0		\$ 19.99	1.0	0.0	\$ 20.16
61	Liquor	DRIPPING SPRINGS VODKA	1.0	1.0	0.0	102%	0.0	0.0	↔ 11%	\$ 19.11	1.2	0.2	\$ 22.08
62	Liquor	FRIO TEXAS VODKA 1.75L	0.0	0.0	0.0	0%	0.0	0.0		\$ 20.73	1.1	0.0	\$ 23.22
63	Liquor	GREY GOOSE	18.0	19.6	1.6	92%	0.1	0.2	↓ 15%	\$ 35.18	0.6	0.6	\$ 21.11
64	Liquor	KETEL CITROEN	0.0	0.0	0.0	100%	0.0	0.0		\$ 27.00	1.0	0.0	\$ 27.78
65	Liquor	KETEL ONE	11.0	14.1	3.1	78%	0.1	0.0	↓ 18%	\$ 31.16	0.4	0.3	\$ 10.96
66	Liquor	MCCORMICK CITRUS	0.0	0.1	0.1	0%	0.0	0.2		\$ 7.29	4.9	0.4	\$ 35.83
67	Liquor	MCCORMICK VANILLA	3.6	3.0	-0.6	121%	0.0	0.3	↑ 6%	\$ 8.94	3.7	0.2	\$ 33.15
68	Liquor	SKYY CITRUS	0.0	0.0	0.0	100%	0.0	0.0		\$ 18.92	0.9	0.0	\$ 17.58
69	Liquor	SKYY VODKA	2.0	2.3	0.3	87%	0.0	0.0	↔ 12%	\$ 18.92	1.1	0.4	\$ 20.21
70	Liquor	SMIRNOFF	0.0	0.0	0.0	100%	0.0	0.0		\$ 15.68	1.2	0.1	\$ 18.32
71	Liquor	SMIRNOFF BLUEBERRY TWIST	0.0	0.0	0.0	0%	0.0	0.0		\$ 15.68	0.2	0.0	\$ 2.78
72	Liquor	SMIRNOFF CHERRY	11.0	9.8	-1.2	112%	0.0	0.1	↑ 8%	\$ 15.68	0.1	0.2	\$ 1.52
73	Liquor	SMIRNOFF CINNA SUGAR	0.0	1.5	1.5	0%	0.1	0.0		\$ 15.68	0.6	0.0	\$ 9.62
74	Liquor	SMIRNOFF ORANGE TWIST	0.0	0.0	0.0	100%	0.0	0.0		\$ 15.68	0.0	0.0	\$ -
75	Liquor	SMIRNOFF PINE COCO SORBET	0.0	0.8	0.8	0%	0.0	0.0		\$ 15.68	0.5	0.0	\$ 7.37
76	Liquor	SMIRNOFF SOUR FRUIT PUNCH	2.0	2.2	0.2	90%	0.0	0.0	↔ 11%	\$ 15.68	0.7	0.3	\$ 11.28
77	Liquor	SMIRNOFF SOUR GREEN APPLE	1.0	1.3	0.3	79%	0.0	0.0	↔ 12%	\$ 15.68	0.3	0.4	\$ 4.23
78	Liquor	SMIRNOFF SOUR WATERMELON	0.0	0.0	0.0	100%	0.0	0.0		\$ 15.68	1.4	0.1	\$ 22.21
79	Liquor	SMIRNOFF VANILLA	0.0	0.0	0.0	100%	0.0	0.0		\$ 12.22	0.0	0.1	\$ -
80	Liquor	SMIRNOFF WHIPPED	0.0	1.1	1.1	0%	0.0	0.0		\$ 15.68	1.0	0.0	\$ 15.26
81	Liquor	SMIRNOFF WILD HONEY	0.0	1.4	1.4	0%	0.1	0.0		\$ 15.68	0.5	0.0	\$ 7.98
82	Liquor	SMIRNOFF WT PEACH SORBET	0.0	1.0	1.0	0%	0.0	0.0		\$ 15.50	0.3	0.1	\$ 4.13
83	Liquor	STOLI	0.0	0.0	0.0	100%	0.0	0.0		\$ 27.07	0.6	0.1	\$ 15.30
84	Liquor	THE LONE STAR VODKA	0.0	0.0	0.0	0%	0.0	0.0		\$ 27.07	0.3	0.1	\$ 7.91
85	Liquor	TITOS VODKA	56.0	59.3	3.3	94%	0.1	0.4	↔ 13%	\$ 21.32	1.6	2.4	\$ 34.89
86	Liquor	WELL VODKA	174.0	192.6	18.6	90%	0.7	0.7	↑ 5%	\$ 5.96	7.7	7.2	\$ 45.92
87	Liquor	WESTERN SON RUBY RED 750	0.0	1.1	1.1	0%	0.1	0.0		\$ 13.60	0.5	0.0	\$ 6.72
88	Liquor	WESTERN SON TEXAS VODKA 750	0.0	0.0	0.0	100%	0.0	0.0		\$ 13.60	0.1	0.2	\$ 1.67
89	Liquor	BEEFEATER	12.0	19.7	7.7	61%	0.3	0.4	↓ 22%	\$ 26.56	2.9	1.3	\$ 76.18
90	Liquor	BOMBAY	0.0	0.0	0.0	100%	0.0	0.0		\$ 22.34	0.8	0.0	\$ 17.59
91	Liquor	BOMBAY SAPPHIRE	0.0	0.0	0.0	100%	0.0	0.0		\$ 28.86	0.6	0.2	\$ 17.38
92	Liquor	HENDRICKS GIN	6.0	5.6	-0.4	107%	0.0	0.0	↔ 13%	\$ 35.10	2.3	0.3	\$ 79.23
93	Liquor	TANQUERAY	8.0	7.2	-0.8	112%	0.0	0.0	↓ 14%	\$ 29.22	0.8	0.3	\$ 23.16
94	Liquor	TANQUERAY 10	0.0	0.0	0.0	0%	0.0	0.0		\$ 32.63	0.1	0.0	\$ 4.52
95	Liquor	WELL GIN	10.2	-0.3	-10.5	-3468%	-0.4	-0.1	↑ 0%	\$ 5.40	5.0	0.4	\$ 27.04
96	Liquor	BACARDI 151	0.0	1.0	1.0	0%	0.0	0.0		\$ 23.26	0.6	0.1	\$ 12.87
97	Liquor	BACARDI LIGHT	6.0	3.0	-3.0	203%	-0.1	-0.1	↑ 4%	\$ 15.87	1.4	0.4	\$ 22.12
98	Liquor	BACARDI LIMON	0.0	0.5	0.5	0%	0.0	0.0		\$ 17.63	0.4	0.0	\$ 6.84
99	Liquor	BACARDI OAKHEART	0.0	-0.3	-0.3	0%	0.0	0.0		\$ 15.56	1.0	(0.0)	\$ 15.19
100	Liquor	BACARDI ORG	0.0	1.0	1.0	0%	0.0	0.0		\$ 17.63	0.8	0.0	\$ 14.15
101	Liquor	BLUE CHAIR BAY PREM 750	0.0	0.0	0.0	0%	0.0	0.0		\$ 10.00	0.7	0.0	\$ 7.20

	PRODUCT	Rung	Poured	Missing	Acc'bility	Miss	Prev	Cost %	LC rank	Unit WSL	Stock	Par		
102	Liquor	CAPTAIN MORGAN	32.0	34.8	2.8	92%	0.1	-0.8	12% ↗	33%	\$ 18.11	3.0	1.5	\$ 54.47
103	Liquor	CAPTAIN MORGAN WHITE	4.0	4.3	0.3	94%	0.0	0.1	15% ↘	59%	\$ 18.11	2.1	0.1	\$ 37.89
104	Liquor	CRUZAN SINGLE BAR RUM 750	0.0	0.0	0.0	100%	0.0	0.0			\$ 22.21	1.0	0.0	\$ 22.77
105	Liquor	JAME'S HAROR COCO RUM	0.0	1.6	1.6	0%	0.1	2.0			\$ 6.11	3.9	0.7	\$ 23.65
106	Liquor	JAME'S HAROR RUM	34.2	10.3	-23.9	332%	-0.9	1.2	1% ↑	5%	\$ 6.19	6.8	2.0	\$ 42.05
107	Liquor	JAME'S HAROR RUM 151	0.0	-0.4	-0.4	0%	0.0	0.2			\$ 9.30	2.2	0.1	\$ 20.45
108	Liquor	JAME'S HAROR SPICED RUM	1.0	27.6	26.6	4%	1.0	-1.0	164% ↓	100%	\$ 6.11	1.9	0.1	\$ 11.42
109	Liquor	MALIBU	8.0	12.3	4.3	65%	0.2	0.0	17% ↘	70%	\$ 19.27	1.6	0.2	\$ 31.15
110	Liquor	MALIBU PINAPPLE	0.0	4.8	4.8	0%	0.2	0.0			\$ 19.27	0.6	0.0	\$ 10.88
111	Liquor	MYERS DARK	0.0	0.1	0.1	0%	0.0	0.0			\$ 22.68	1.0	0.1	\$ 22.89
112	Liquor	RUM CHATA	0.0	-2.9	-2.9	0%	-0.1	0.4			\$ 16.33	0.0	0.3	\$ -
113	Liquor	SAILOR JERRY RUM	0.0	0.0	0.0	100%	0.0	0.0			\$ 18.72	0.7	0.0	\$ 12.51
114	Liquor	BULLEIT BOURBON	0.0	0.0	0.0	100%	0.0	0.0			\$ 23.38	0.1	0.0	\$ 2.16
115	Liquor	BUSHMILLS	0.0	0.0	0.0	100%	0.0	0.0			\$ 29.17	0.6	0.0	\$ 18.88
116	Liquor	CANADIAN CLUB 1858	0.0	0.0	0.0	0%	0.0	0.0			\$ 14.17	1.2	0.0	\$ 16.36
117	Liquor	CROWN ROYAL	92.0	100.8	8.8	91%	0.3	0.7	16% ↘	63%	\$ 31.79	3.1	4.4	\$ 98.60
118	Liquor	CROWN ROYAL APPLE	3.0	4.6	1.6	65%	0.1	-0.2	23% ↓	88%	\$ 32.50	1.9	0.2	\$ 62.16
119	Liquor	CROWN ROYAL BLACK	12.0	14.1	2.1	85%	0.1	0.0	15% ↘	55%	\$ 34.78	0.0	0.2	\$ -
120	Liquor	CROWN ROYAL MAPLE	0.0	0.0	0.0	100%	0.0	0.2			\$ 32.50	0.5	0.1	\$ 16.44
121	Liquor	FIREBALL CINNAMON WHISKEY	119.0	127.9	8.9	93%	0.3	0.5	12% ↗	31%	\$ 16.16	1.9	3.6	\$ 31.30
122	Liquor	FORTY CREEK BS	0.0	0.0	0.0	100%	0.0	0.0			\$ 25.38	0.7	0.0	\$ 18.15
123	Liquor	GARRISON RES TEXAS BOURBON 750	0.0	0.0	0.0	100%	0.0	0.0			\$ 20.00	0.0	0.0	\$ -
124	Liquor	GEORGE DICKEL No 8	0.0	0.0	0.0	100%	0.0	0.0			\$ 20.00	0.4	0.0	\$ 8.72
125	Liquor	GEORGE DICKEL RYE	1.2	1.4	0.2	89%	0.0	0.0	8% ↑	19%	\$ 20.00	0.7	0.0	\$ 14.00
126	Liquor	JACK DANIELS	18.0	21.1	3.1	85%	0.1	0.1	17% ↘	67%	\$ 26.27	1.9	2.0	\$ 49.48
127	Liquor	JACK DANIELS TEN' HONEY	0.0	0.0	0.0	100%	0.0	0.0			\$ 26.00	1.0	0.1	\$ 26.00
128	Liquor	JAMESON	21.2	19.1	-2.1	111%	-0.1	-0.1	18% ↓	81%	\$ 31.70	0.3	0.6	\$ 9.37
129	Liquor	JEREMIAH WEED BOURBON	0.0	0.0	0.0	100%	0.0	0.0			\$ -	0.8	0.0	\$ -
130	Liquor	JEREMIAH WEED WHSKY SPICED	0.0	0.0	0.0	0%	0.0	0.0			\$ 12.22	1.2	0.1	\$ 14.75
131	Liquor	JIM BEAM	3.0	2.4	-0.6	127%	0.0	0.0	7% ↑	16%	\$ 17.59	0.0	0.1	\$ -
132	Liquor	JIM BEAM BLK	0.0	0.0	0.0	100%	0.0	0.0			\$ 24.11	0.6	0.0	\$ 14.36
133	Liquor	KNOB CREEK	12.0	13.7	1.7	88%	0.1	0.0	17% ↓	75%	\$ 32.33	0.1	0.5	\$ 3.58
134	Liquor	MAKERS MARK	38.0	39.2	1.2	97%	0.0	0.0	14% ↘	52%	\$ 30.07	1.6	0.5	\$ 46.66
135	Liquor	PIEHOLE PECAN	0.0	0.5	0.5	0%	0.0	0.1			\$ 15.11	0.7	0.1	\$ 10.86
136	Liquor	SEAGRAM 7	1.0	1.3	0.3	79%	0.0	0.1	12% ↗	28%	\$ 17.33	1.1	0.2	\$ 18.49
137	Liquor	SEAGRAM VO	0.0	0.0	0.0	100%	0.0	0.0			\$ 22.51	0.8	0.0	\$ 17.55
138	Liquor	SOUTHERN COMFORT	0.0	0.0	0.0	100%	0.0	0.0			\$ 18.45	0.2	0.1	\$ 4.42
139	Liquor	TEMPLETON RYE 750	0.0	0.0	0.0	100%	0.0	0.0			\$ 18.45	0.1	0.0	\$ 2.49
140	Liquor	TEXAS CROWN CLUB	0.0	0.0	0.0	100%	0.0	0.0			\$ 24.41	1.4	0.5	\$ 35.29
141	Liquor	TW SAMUELS KENTUCKY	98.0	18.6	-79.4	527%	-2.9	-1.4	1% ↑	3%	\$ 5.56	4.3	1.8	\$ 23.98
142	Liquor	WELL BOURBON	9.0	48.1	39.1	19%	1.4	0.5	29% ↓	94%	\$ 7.24	3.8	1.7	\$ 27.25
143	Liquor	WELL SCOTCH	33.0	39.1	6.1	84%	0.2	0.2	12% ↗	30%	\$ 10.22	5.7	4.1	\$ 58.69
144	Liquor	WELLER SPECIAL RESERVE 750	1.0	1.1	0.1	87%	0.0	0.2	16% ↘	64%	\$ 20.20	0.4	0.1	\$ 8.94
145	Liquor	WILD TURKEY 101	0.0	0.0	0.0	0%	0.0	0.0			\$ 25.94	0.6	0.1	\$ 14.64
146	Liquor	WILD TURKEY HONEY	0.0	0.4	0.4	0%	0.0	0.0			\$ 26.33	0.9	0.0	\$ 22.80
147	Liquor	WOODFORD RESERVE	0.0	0.0	0.0	100%	0.0	0.0			\$ 35.84	0.3	0.1	\$ 9.56
148	Liquor	YUKON JACK WICKED HOT 750	8.0	7.7	-0.3	104%	0.0	0.1	12% ↗	34%	\$ 11.53	1.7	0.6	\$ 19.73
149	Liquor	CHIVAS REGAL 12	4.0	3.7	-0.3	107%	0.0	0.0	9% ↑	20%	\$ 20.00	0.3	0.1	\$ 6.12
150	Liquor	DEWARS	0.0	0.5	0.5	0%	0.0	0.0			\$ 27.84	1.0	0.2	\$ 27.29
151	Liquor	DEWARS SPEC RES 12YR	1.0	1.0	0.0	102%	0.0	0.0	14% ↗	45%	\$ 33.83	1.0	0.1	\$ 32.58
152	Liquor	GLENFIDDICH 12	1.0	1.6	0.6	64%	0.0	0.0	27% ↓	92%	\$ 49.94	0.3	0.2	\$ 12.64
153	Liquor	GLENLIVET 12YR	1.0	1.1	0.1	90%	0.0	-0.1	20% ↓	83%	\$ 49.72	0.5	0.5	\$ 24.75
154	Liquor	GLENMORANGIE 10YR	2.0	1.9	-0.1	104%	0.0	0.0	14% ↗	48%	\$ 38.70	0.9	0.0	\$ 34.01
155	Liquor	J&B SCOTCH	0.0	0.0	0.0	100%	0.0	0.0			\$ 26.33	0.5	0.0	\$ 13.49
156	Liquor	JW BLK	6.0	6.7	0.7	89%	0.0	0.0	17% ↘	72%	\$ 40.91	0.0	0.2	\$ -
157	Liquor	JW RED	4.0	4.5	0.5	89%	0.0	0.0	17% ↘	73%	\$ 29.25	0.5	0.1	\$ 14.98

	PRODUCT	Rung	Poured	Missing	Acc'bility	Miss	Prev	Cost %	LC rank	Unit WSL	Stock	Par	
158	Liquor	OBAN 14 750	0.0	0.0	0.0	100%	0.0	0.0		\$ 65.56	0.6	0.1	\$ 38.31
159	Liquor	AHBG MARG BATCH	0.0	0.0	0.0	100%	0.0	0.0		\$ 47.13	0.0	0.0	\$ -
160	Liquor	CUERVO GOLD	1.0	2.1	1.1	47%	0.0	0.0	24% ↓ 89%	\$ 19.86	0.8	0.1	\$ 15.08
161	Liquor	CUERVO TEQ SILVER ESPEICAL	6.0	5.4	-0.6	112%	0.0	0.0	11% ↑ 23%	\$ 19.17	0.9	0.1	\$ 17.23
162	Liquor	DELEON BLANCO 750	0.0	0.0	0.0	100%	0.0	0.0		\$ 51.11	0.3	0.2	\$ 16.56
163	Liquor	DON JULIO ANEJO 750	0.0	0.0	0.0	100%	0.0	0.0		\$ 42.98	0.9	0.0	\$ 39.72
164	Liquor	DON JULIO BLANCO 750	15.0	15.0	0.0	100%	0.0	0.1	17% ↓ 77%	\$ 41.73	0.9	0.3	\$ 39.50
165	Liquor	DON JULIO REP 750	3.0	2.7	-0.3	111%	0.0	0.0	21% ↓ 84%	\$ 37.51	0.8	0.2	\$ 30.47
166	Liquor	MEZCAL 750	0.0	0.0	0.0	100%	0.0	0.0		\$ 37.51	0.3	0.0	\$ 11.47
167	Liquor	PADRISIMO GOLD	32.6	21.7	-10.9	150%	-0.4	3.4	14% ↘ 44%	\$ 17.00	2.9	2.9	\$ 49.36
168	Liquor	PADRISIMO SILVER	4.2	6.8	2.6	61%	0.1	0.1	17% ↘ 69%	\$ 8.06	2.8	0.7	\$ 22.62
169	Liquor	PATRON SILVER 750	26.0	25.9	-0.1	101%	0.0	0.5	25% ↓ 91%	\$ 40.16	1.4	1.3	\$ 57.96
170	Liquor	PELIGROSO ANEJO 750	7.2	4.7	-2.5	154%	-0.1	0.1	31% ↓ 95%	\$ 28.19	0.3	0.1	\$ 7.96
171	Liquor	PELIGROSO CINN 750	0.0	0.0	0.0	100%	0.0	0.0		\$ 16.70	0.5	0.0	\$ 8.26
172	Liquor	PELIGROSO REP 750	0.0	0.0	0.0	0%	0.0	0.0		\$ 24.97	0.3	0.1	\$ 8.11
173	Liquor	SAUZA HORNITO PLATA	0.0	0.0	0.0	100%	0.0	0.0		\$ 19.50	1.2	0.2	\$ 22.66
174	Liquor	TEQ ROSE STRAWBERRY	0.0	-0.6	-0.6	0%	0.0	0.0		\$ 24.77	0.1	0.2	\$ 1.86
175	Liquor	BARENJAGER	0.0	0.0	0.0	100%	0.0	0.0		\$ 31.20	0.9	(0.0)	\$ 27.30
176	Liquor	COINTREAU	0.0	0.0	0.0	0%	0.0	0.1		\$ 30.83	1.5	0.0	\$ 47.44
177	Liquor	DISARONNO	9.0	4.3	-4.7	210%	-0.2	-0.1	7% ↑ 14%	\$ 27.18	0.7	0.1	\$ 19.93
178	Liquor	FRANGELICO	1.0	2.9	1.9	35%	0.1	0.0	48% ↓ 97%	\$ 29.38	0.6	0.1	\$ 17.86
179	Liquor	GODIVA DARK 750	2.4	-0.2	-2.6	-1100%	-0.1	0.0	-1% ↑ 0%	\$ 28.54	0.0	0.0	\$ -
180	Liquor	GODIVA MOCHA 750	0.0	0.0	0.0	100%	0.0	0.2		\$ 28.54	0.7	0.0	\$ 21.33
181	Liquor	GODIVA WHITE 750	0.0	1.8	1.8	0%	0.1	0.0		\$ 28.54	0.0	0.0	\$ 0.61
182	Liquor	GRAN GALA	0.0	0.1	0.1	0%	0.0	0.0		\$ 19.92	0.6	0.0	\$ 11.98
183	Liquor	KAHLUA	1.0	1.2	0.2	86%	0.0	0.1	15% ↘ 56%	\$ 26.56	1.0	0.1	\$ 25.93
184	Liquor	LEJON SWEET VERMOUTH 750	0.0	0.0	0.0	100%	0.0	0.0		\$ 8.29	0.8	0.0	\$ 6.90
185	Liquor	MARTINI & ROSSI EXTRA DRY	0.0	2.7	2.7	0%	0.1	0.2		\$ 9.22	0.9	0.1	\$ 7.88
186	Liquor	MARTINI & ROSSI ROSSO SWEET	0.0	0.5	0.5	0%	0.0	0.0		\$ 9.22	1.0	0.0	\$ 9.12
187	Liquor	MICHAELS IRISH CREAM 1.75L	28.0	23.3	-4.7	120%	-0.1	0.1	4% ↑ 6%	\$ 16.94	2.2	0.4	\$ 37.79
188	Liquor	ROYALE AMARETTO	0.0	6.9	6.9	0%	0.3	0.0		\$ 5.50	0.2	0.3	\$ 0.99
189	Liquor	ROYALE BUTTERSCOTCH	0.0	18.7	18.7	0%	0.7	0.0		\$ 5.50	4.2	0.5	\$ 23.12
190	Liquor	ROYALE SOUR APPLE SCH	0.0	2.2	2.2	0%	0.1	0.0		\$ 5.50	2.1	0.1	\$ 11.71
191	Liquor	ROYALE TRIPLE SEC	0.0	57.3	57.3	0%	2.1	0.0		\$ 4.38	3.8	3.7	\$ 16.59
192	Liquor	CAMPARI	0.0	0.0	0.0	100%	0.0	0.0		\$ 20.00	0.8	0.0	\$ 16.03
193	Liquor	HENNESSEY VS	2.0	2.1	0.1	94%	0.0	0.0	18% ↓ 80%	\$ 43.24	1.1	0.1	\$ 45.81
194	Liquor	ST GERMAIN 750	0.0	0.0	0.0	0%	0.0	0.0		\$ 30.67	0.8	0.0	\$ 25.74
195	Liquor	BOLS BUTTERSCOTCH	0.0	0.0	0.0	100%	0.0	0.0		\$ 10.57	1.0	0.0	\$ 10.57
196	Liquor	DEKUYPER BERRY FUSION PUCKER	0.0	0.0	0.0	100%	0.0	0.0		\$ 9.43	0.3	0.0	\$ 2.63
197	Liquor	DEKUYPER CRÈME DE CASSIS	0.0	0.0	0.0	100%	0.0	0.0		\$ 7.96	0.7	(0.0)	\$ 5.26
198	Liquor	DEKUYPER GRAPE PUCKER	0.0	0.0	0.0	100%	0.0	0.0		\$ 9.43	0.7	0.0	\$ 6.50
199	Liquor	DEKUYPER MELON	0.0	4.8	4.8	0%	0.2	0.0		\$ 9.43	0.9	(0.2)	\$ 8.94
200	Liquor	DEKUYPER PEACHTREE	0.0	22.0	22.0	0%	0.8	0.0		\$ 9.43	2.2	0.7	\$ 20.51
201	Liquor	DEKUYPER STRAW PASSION	0.0	0.0	0.0	100%	0.0	0.0		\$ 10.54	0.7	0.0	\$ 7.24
202	Liquor	DEKUYPER WATERMELON PUCKER	0.0	32.6	32.6	0%	1.2	0.0		\$ 10.54	3.8	1.5	\$ 39.59
203	Liquor	GAETANO BLUE CURACAO	0.0	0.9	0.9	0%	0.0	0.0		\$ 4.82	1.7	0.0	\$ 8.16
204	Wine	CANYON OAKS CHARD 1.5L	31.0	34.3	3.2	91%	0.4	0.1	24% ↘ 56%	\$ 9.13	0.8	3.6	\$ 7.04
205	Wine	CANYON OAKS MOSCATO	9.0	7.7	-1.3	116%	-0.3	0.2	20% ↘ 44%	\$ 4.80	4.3	1.6	\$ 20.72
206	Wine	CANYON OAKS WHITE ZIN 1.5L	1.0	1.0	0.0	105%	0.0	0.0	19% ↑ 22%	\$ 9.13	3.6	0.1	\$ 32.67
207	Wine	CAVIT PG 1.5L	10.0	9.6	-0.4	105%	-0.1	0.1	19% ↑ 11%	\$ 11.73	3.9	1.7	\$ 45.39
208	Wine	CLOS DU VAL CHARD	0.0	0.0	0.0	0%	0.0	0.0		\$ 8.82	3.7	0.1	\$ 32.95
209	Wine	DONA ISADORA SB	0.0	0.0	0.0	100%	0.0	0.0		\$ 6.43	5.0	1.0	\$ 32.14
210	Wine	KENDALL JACKSON CHARD	3.0	3.6	0.6	84%	0.1	0.1	35% ↓ 89%	\$ 12.00	3.2	2.1	\$ 37.89
211	Wine	SANTA MARGHERITA PG	1.0	0.9	-0.1	113%	0.0	-0.1	27% ↓ 78%	\$ 19.41	2.7	0.1	\$ 51.81
212	Wine	TARAPACA CHARD	0.0	0.0	0.0	100%	0.0	0.0		\$ 7.71	4.0	1.5	\$ 30.86
213	Wine	CANYON OAKS CS 1.5L	15.0	6.6	-8.4	228%	-1.0	0.0	9% ↑ 0%	\$ 9.13	5.0	1.7	\$ 45.62

	PRODUCT	Rung	Poured	Missing	Acc'bility	Miss	Prev	Cost %	LC rank	Unit WSL	Stock	Par	
214	Wine CANYON OAKS MERLOT 1.5L	10.0	19.3	9.3	52%	1.1	-0.8	44%	↓ 100%	\$ 9.13	3.8	1.9	\$ 34.42
215	Wine TARAPACA CS	11.0	10.0	-1.1	111%	-0.2	-0.2	19%	↗ 33%	\$ 7.71	0.0	3.5	\$ -
216	Wine TARAPACA PN	0.0	1.3	1.3	0%	0.3	0.8			\$ 7.71	3.7	1.7	\$ 28.46
217	Wine ANDRE CHAMP	0.0	0.0	0.0	100%	0.0	0.0			\$ 10.00	8.0	0.0	\$ 80.00
218	Wine JJJ CALIFORNIA CHAMP	6.0	10.2	4.2	59%	0.8	-0.2	25%	↘ 67%	\$ 4.93	3.0	2.0	\$ 14.79
219	Wine WYCLIFF CHAMP	25.0	25.4	0.4	98%	0.1	0.0			\$ 10.00	4.0	1.7	\$ 40.00
220	Z No Product	0.0	0.0	0.0	100%	0.0				\$ -	0.0	0.0	\$ -
221	Z No Product	0.0	0.0	0.0	100%	0.0				\$ -	0.0	0.0	\$ -
222	Z No Product	0.0	0.0	0.0	100%	0.0				\$ -	0.0	0.0	\$ -
223	Z No Product	0.0	0.0	0.0	100%	0.0				\$ -	0.0	0.0	\$ -
224	Z No Product	0.0	0.0	0.0	100%	0.0				\$ -	0.0	0.0	\$ -
225	Z No Product	0.0	0.0	0.0	100%	0.0				\$ -	0.0	0.0	\$ -
226	Z No Product	0.0	0.0	0.0	100%	0.0				\$ -	0.0	0.0	\$ -
227	Z No Product	0.0	0.0	0.0	100%	0.0				\$ -	0.0	0.0	\$ -
228	Z No Product	0.0	0.0	0.0	100%	0.0				\$ -	0.0	0.0	\$ -
229	Z No Product	0.0	0.0	0.0	100%	0.0				\$ -	0.0	0.0	\$ -
230	Z No Product	0.0	0.0	0.0	100%	0.0				\$ -	0.0	0.0	\$ -
231	Z No Product	0.0	0.0	0.0	100%	0.0				\$ -	0.0	0.0	\$ -
232	Z No Product	0.0	0.0	0.0	100%	0.0				\$ -	0.0	0.0	\$ -
233	Z No Product	0.0	0.0	0.0	100%	0.0				\$ -	0.0	0.0	\$ -
234	Z No Product	0.0	0.0	0.0	100%	0.0				\$ -	0.0	0.0	\$ -
235	Z No Product	0.0	0.0	0.0	100%	0.0				\$ -	0.0	0.0	\$ -
236	Z No Product	0.0	0.0	0.0	100%	0.0				\$ -	0.0	0.0	\$ -
237	Z No Product	0.0	0.0	0.0	100%	0.0				\$ -	0.0	0.0	\$ -
238	Z No Product	0.0	0.0	0.0	100%	0.0				\$ -	0.0	0.0	\$ -
239	Z No Product	0.0	0.0	0.0	100%	0.0				\$ -	0.0	0.0	\$ -
240	Z No Product	0.0	0.0	0.0	100%	0.0				\$ -	0.0	0.0	\$ -
241	Z No Product	0.0	0.0	0.0	100%	0.0				\$ -	0.0	0.0	\$ -
242	Z No Product	0.0	0.0	0.0	100%	0.0				\$ -	0.0	0.0	\$ -
243	Z No Product	0.0	0.0	0.0	100%	0.0				\$ -	0.0	0.0	\$ -
244	Z No Product	0.0	0.0	0.0	100%	0.0				\$ -	0.0	0.0	\$ -
245	Z No Product	0.0	0.0	0.0	100%	0.0				\$ -	0.0	0.0	\$ -
246	Z No Product	0.0	0.0	0.0	100%	0.0				\$ -	0.0	0.0	\$ -
247	Z No Product	0.0	0.0	0.0	100%	0.0				\$ -	0.0	0.0	\$ -
248	Z No Product	0.0	0.0	0.0	100%	0.0				\$ -	0.0	0.0	\$ -
249	Z No Product	0.0	0.0	0.0	100%	0.0				\$ -	0.0	0.0	\$ -
250	Z No Product	0.0	0.0	0.0	100%	0.0				\$ -	0.0	0.0	\$ -
251	Z No Product	0.0	0.0	0.0	100%	0.0				\$ -	0.0	0.0	\$ -
252	Z No Product	0.0	0.0	0.0	100%	0.0				\$ -	0.0	0.0	\$ -
253	Z No Product	0.0	0.0	0.0	100%	0.0				\$ -	0.0	0.0	\$ -
254	Z No Product	0.0	0.0	0.0	100%	0.0				\$ -	0.0	0.0	\$ -
255	Z No Product	0.0	0.0	0.0	100%	0.0				\$ -	0.0	0.0	\$ -
256	Z No Product	0.0	0.0	0.0	100%	0.0				\$ -	0.0	0.0	\$ -
257	Z No Product	0.0	0.0	0.0	100%	0.0				\$ -	0.0	0.0	\$ -
258	Z No Product	0.0	0.0	0.0	100%	0.0				\$ -	0.0	0.0	\$ -
259	Z No Product	0.0	0.0	0.0	100%	0.0				\$ -	0.0	0.0	\$ -
260	Z No Product	0.0	0.0	0.0	100%	0.0				\$ -	0.0	0.0	\$ -
261	Z No Product	0.0	0.0	0.0	100%	0.0				\$ -	0.0	0.0	\$ -
262	Z No Product	0.0	0.0	0.0	100%	0.0				\$ -	0.0	0.0	\$ -
263	Z No Product	0.0	0.0	0.0	100%	0.0				\$ -	0.0	0.0	\$ -
264	Z No Product	0.0	0.0	0.0	100%	0.0				\$ -	0.0	0.0	\$ -
265	Z No Product	0.0	0.0	0.0	100%	0.0				\$ -	0.0	0.0	\$ -
266	Z No Product	0.0	0.0	0.0	100%	0.0				\$ -	0.0	0.0	\$ -
267	Z No Product	0.0	0.0	0.0	100%	0.0				\$ -	0.0	0.0	\$ -
268	Z No Product	0.0	0.0	0.0	100%	0.0				\$ -	0.0	0.0	\$ -
269	Z No Product	0.0	0.0	0.0	100%	0.0				\$ -	0.0	0.0	\$ -

		PRODUCT	Rung	Poured	Missing	Acc'bility	Miss	Prev	Cost %	LC rank	Unit WSL	Stock	Par	
497	Z	No Product	0.0	0.0	0.0	100%	0.0	0.0		↑ 0%	\$ -	0.0	0.0	\$ -
498	Z	No Product	0.0	0.0	0.0	100%	0.0	0.0		↑ 0%	\$ -	0.0	0.0	\$ -
499	Z	No Product	0.0	0.0	0.0	100%	0.0	0.0		↑ 0%	\$ -	0.0	0.0	\$ -
500	Z	No Product	0.0	0.0	0.0	100%	0.0	0.0		↑ 0%	\$ -	0.0	0.0	\$ -