

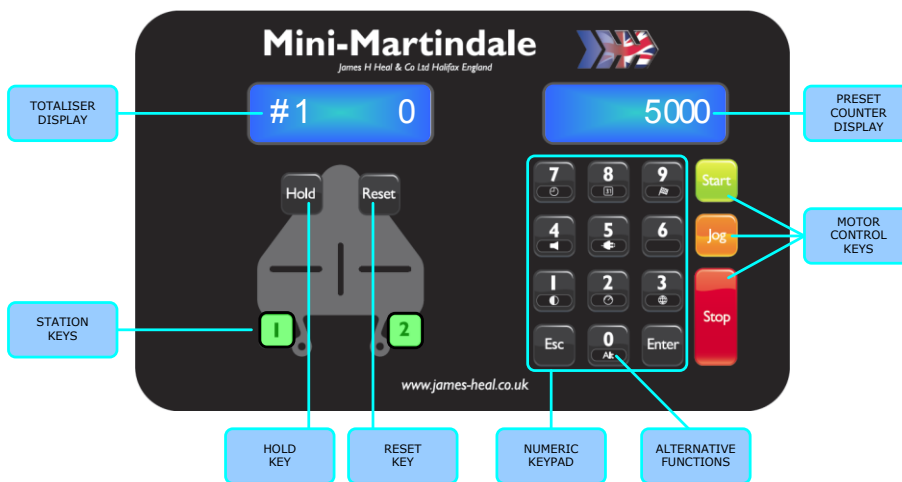
Introduction

In response to market demand Heals have designed and manufactured the **Martindale 900 Series™** of Abrasion and Pilling Testers. The 900 Series comprises three instruments:

- Model 909 Maxi-Martindale Nine (9) station instrument
- Model 905 Midi-Martindale Five (5) station instrument
- Model 902 Mini-Martindale Two (2) station instrument

This Quick Start Guide describes the use of Model 902W which is primarily designed for the testing of wood, high-pressure laminates and similar substrates.

The Control Panel



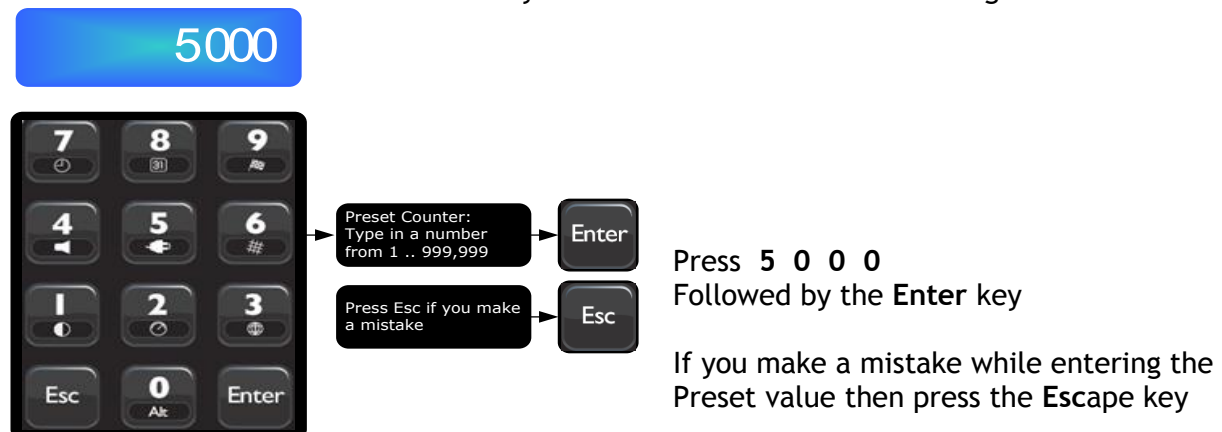
Using the Control Panel

The following gives brief instructions for setting the Preset Counter and using the Totalisers. To use the more advanced features consult section 4: Detailed Operation in the Operator's Guide.


• *Setting the Preset Counter*

The Preset is the number of rubs required for the current interval of testing, in this example 5000 rubs.

You can enter a new Preset value at any time the instrument is not running.



- Starting and Stopping



After setting the Preset Counter to the required number of rubs, press the **Start** key. The instrument will run until the Preset value counts down to zero at which point the instrument will stop, ready for inspection.

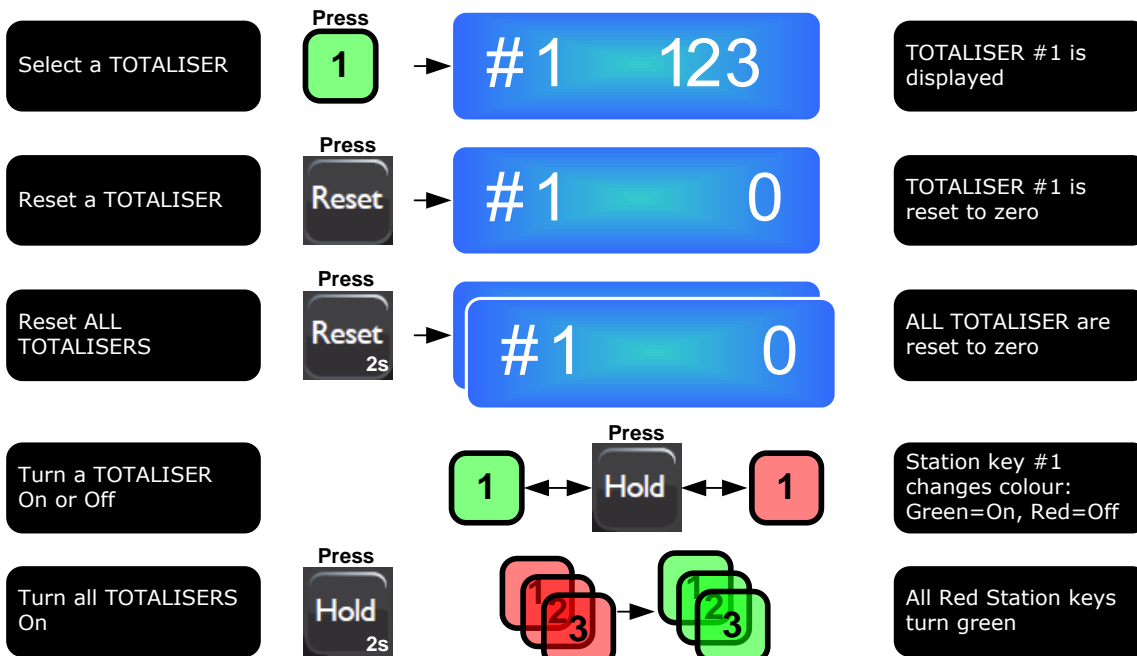
If required, the **Jog** key is used to make small movements of the Top Plate while replacing felt, abrasive cloth, etc, therefore providing better access to the abrading stations. This removes the need to manually lift the Top Plate.

You can stop the instrument at any time by pressing the **Stop** key. The Emergency Stop button will also stop the instrument. The Emergency Stop button must be reset before the instrument will start again.

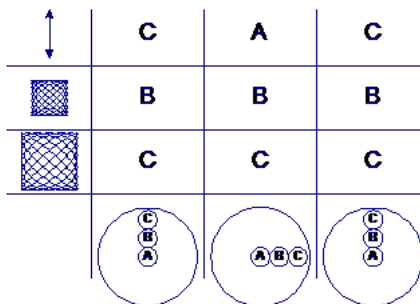


- Using the Totalisers

This section illustrates how to Select, Reset, Reset All and Hold the Totaliser Counters.



Changing the Rubbing Motion



The instrument is supplied with the Drive Pegs in position C ready for abrasion testing. To change the motion, remove the Top Plate and set the Drive Pegs as required: Straight Line, 24mm Lissajous or 60.5mm Lissajous.

It takes 16 rubs to make a complete Lissajous figure.