



# Standard Cleaning Procedures – BKI Rotisserie



Make sure the unit is turned off.  
Allow it to cool for one hour.



Pull drive collars and remove  
drive shaft.




Remove both wheels



Remove roof



Remove grease diverters



The cavity should now be empty



Spray chemicals over all surfaces,  
allow to sit for 15 minutes




With a wet, soapy cloth, clean all  
areas in the cavity



Drain fat from fat reservoir



Clean all glass sides with glass  
cleaner



Wipe down all areas with a clean  
cloth

Reconstruct the oven as you took it apart

