

# Nilfisk-ALTO Pressure Washers

*Top-quality pressure washers for every cleaning application*



**Nilfisk  
ALTO**  
works for you

A Nilfisk-Advance Brand

# POSEIDON 2-20X

*Powerful, compact, and mobile cold water cleaning*

**THE POSEIDON 2-20X** offers an ideal cleaning solution for those frequent, low intensity uses typical of many customer groups. The POSEIDON 2-20X is robust, yet compact, making the machine easy to store or transport but also very resistant to shocks incurred on construction sites or in the back of commercial vehicles.



### POWERFUL CLEANING

Pressure levels of up to 1100 PSI and water flow of up to 2.4 GPM means you can cut into even ingrained dirt, bringing working time down considerably.

### EASY TO USE

As with all Nilfisk-ALTO pressure washers, ergonomics and ease of use are priority. The POSEIDON 2-20X is a simple machine to use. Quick to install, quick to change accessories and easy to move around, the POSEIDON 2-20X redefines simplicity.



Quick And Simple Detergent Application

### EXCEPTIONAL VERSATILITY

The POSEIDON 2-20X is ideal for the following applications and markets: HVAC maintenance, screen printing businesses, light-duty farming, small dairy operations, golf courses, and much more.



### STANDARD FEATURES

- Brass Cylinder Head
- Automatic Start/Stop
- Chemical Injector
- Stainless-Steel FlexoPower Lance
- ERGO 2000 Gun
- Built-In Hose Reel

	<b>POSEIDON 2-20X</b>
<b>Part Number</b>	128470145
<b>Pump Pressure (max)</b>	1100 PSI
<b>Water Flow (max)</b>	2.4 GPM
<b>Power Ph/V/A</b>	1/115/15
<b>Max. Inlet Water Temp.</b>	120° F
<b>Dimensions (L x W x H)</b>	16 x 15 x 38 in.
<b>Weight</b>	54 lbs.

# POSEIDON 5-52FA

*The most reliable cold water pressure washer on the market*

## ROCK-SOLID CLEANING EQUIPMENT

The POSEIDON 5-52FA is a heavy duty machine, suitable for all demanding cleaning tasks in industries like agriculture, industry, transport and building/construction. The high water flow of the POSEIDON 5-52FA makes it very useful for applications where a high level of dirt has to be removed or flushed away.

The POSEIDON 5-52FA is a robust machine built on a metal chassis with high quality components. It is a high pressure washer for professionals who depend on a machine that can work day after day, week after week, year after year.



## NA5 QUALITY PUMP

The heart and soul of the POSEIDON 5-52FA

- Ceramic pistons and fiber-reinforced seals - inlet temperature up to 140° F
- Stainless steel valves
- Brass cylinder head
- Oil cup with level switch
- Integrated filter prevents dirt from entering the pump
- Visual oil inspection from outside the cabinet
- Integrated flow sensor – run dry protection
- Powerful 1750 RPM TEFC motor with thermal protection
- Low pressure detergent injection system with dual tanks

### STANDARD FEATURES

- ERGO 2000 Spray Gun
- TORNADO Plus Lance
- TORNADO Nozzle
- Automatic Start/Stop
- Ceramic Pistons
- ERGO 3000 Coupling System



*Hose reel not included.*

	POSEIDON 5-52A
Part Number	107146724
Pump Pressure (max)	2,300 PSI
Water Flow (max)	4.5 GPM
Max. Inlet Water Temp.	140° F
Motor	7.0 HP
Power Ph/V/A	1/208-230/30
Weight	185 lb
Dimensions (L x W x H)	29 x 23 x 40 in

# POSEIDON 7 SERIES

*The most reliable cold water pressure washer on the market*

## ROCK-SOLID CLEANING EQUIPMENT

The POSEIDON 7 series are truly heavy duty machines, suitable for all demanding cleaning tasks in industries like agriculture, industry, transport and building/construction. The high water flow of the POSEIDON 7 series makes it very useful for applications where a high level of dirt has to be removed or flushed away.


Very robust machines, they are built on a metal chassis with high quality components. They are the high pressure washers for professionals who depend on a machine that can work day after day out, week after week, year after year.



Depend on the POSEIDON 7 SERIES - *the most reliable cold water pressure washer on the market*

## C3 QUALITY PUMP

The heart and soul of the POSEIDON 7 SERIES



- Ceramic pistons and fiber-reinforced seals - inlet temperature up to 185° F
- Stainless steel valves
- Brass cylinder head
- Oil cup with level switch
- Integrated filter prevents dirt from entering the pump
- Visual oil inspection from outside the cabinet
- Integrated flow sensor – run dry protection
- Powerful 1750 RPM TEFC motor with thermal protection
- Low pressure detergent injection system with dual tanks



*Hose reel not included.*

### STANDARD FEATURES

- ERGO 2000 Spray Gun
- TORNADO Plus Lance
- TORNADO Nozzle
- Automatic Start/Stop
- Ceramic Pistons
- ERGO 3000 Coupling System



	POSEIDON 7-52FA	POSEIDON 7-67FA
<b>Part Number</b>	107146808	107146814
<b>Pump Pressure (max)</b>	2200 PSI	2750 PSI
<b>Water Flow (max)</b>	5.0 GPM	5.5 GPM
<b>Max. Inlet Water Temp.</b>	185° F	185° F
<b>Motor</b>	7.3 HP	8.8 HP
<b>Power Ph/V/A</b>	1/208-230/30	3/220/25 3/460/13
<b>Weight</b>	196 lbs.	196 lbs.
<b>Dimensions (L x W x H)</b>	31 x 23 x 40 in.	31 x 23 x 40 in.

# NEPTUNE 2 & 3 SERIES

*Superior and innovative hot water technology and performance*

## BIG THINGS CAN COME IN SMALL PACKAGES

Many years of experience have given us the knowledge necessary to build a superior machine for users who need reliable and effective performance, even in smaller settings. You don't have to sacrifice versatility or performance with the NEPTUNE 2 and 3 series. They may be small, but they can do more than many larger machines.

The new Neptune 2 Series is the most innovative pressure washer collection in the industry. Nilfisk-ALTO's dedication to quality and durable construction provides years of reliability and service. The Neptune 2 Series compact design supports low operational cost through easy, efficient and effective service and upgrade paths. Built for performance, dependability, and low cost of owning and operating, the Neptune 2 Series is pressure washing redefined.

## EARTH FRIENDLY, WALLET FRIENDLY

The new EcoPower Boiler system developed by Nilfisk-ALTO is more than **92% FUEL EFFICIENT**, which means you're saving the environment and your money. Because the boiler operates with cleaner combustion, soot build-up is lessened, reducing boiler maintenance and saving fuel costs. That means you have less down time and fewer man hours spent on maintenance.



- STANDARD FEATURES FOR NEPTUNE 2 & 3 SERIES**
- Automatic Start/Stop
  - Steam Capability
  - UNIVERSAL Plus Lance (Neptune 2)
  - TORNADO Plus Lance (Neptune 3)
  - Anti-Leak Function
  - TORNADO Plus Nozzle
  - Chemical Injector
  - ERGO 2000 Gun
  - ERGO 3000 Coupling System
  - Ceramic Pistons
  - 92% Efficient Burner



	NEPTUNE 2-20	NEPTUNE 2-30	NEPTUNE 3-20	NEPTUNE 3-30X
Part Number	107145019	107145018	301001898	301002530
Pump Pressure (max)	1000 PSI	2000 PSI	1100 PSI	2000 PSI
Water Flow (max)	2.5 GPM	3.0 GPM	2.5 GPM	2.8 GPM
Max. Outlet Water Temp.	180 / 302° F	180 / 302° F	176 / 302° F	176 / 302° F
Power Ph/V/A	1/115/20	1/230/20	1/115/20	1/220/20
Motor (TEFC)	2.0 HP	4.0 HP	2.0 HP	4.0 HP
Motor (RPM)	3500 RPM	3500 RPM	1750 RPM	1750 RPM
Fuel Tank	4.5 gal.	4.5 gal.	6.5 gal.	6.5 gal.
Fuel Consumption (ΔT at 115° F)	0.7 gal./hour	0.9 gal./hour	0.9 gal./hour	1.0 gal./hour
Weight	218 lbs.	218 lbs.	265 lbs.	275 lbs.
Dimensions (L x W x H)	24 x 27 x 43 in.	24 x 27 x 43 in.	42 x 27 x 30 in.	42 x 27 x 30 in.
HP Hose	33 ft.	33 ft.	33 ft.	33 ft.
Hose Reel (PN 301001688)	-	-	Optional	Standard

# NEPTUNE 4-36 FAX

Superior hot water technology and performance

## BIG THINGS CAN COME IN SMALL PACKAGES

Many years of experience have given us the knowledge necessary to build a superior machine for users who need reliable and effective performance, even in smaller settings.

You don't have to sacrifice versatility OR performance with the Neptune 4 series. It's small, but it can do more than many larger machines.

## EARTH FRIENDLY, WALLET FRIENDLY

The new EcoPower Boiler system developed by Nilfisk-ALTO is more than **92% FUEL EFFICIENT**, which means you're saving the environment and your money. Because the boiler operates with cleaner combustion, soot build-up is lessened, reducing boiler maintenance and saving fuel costs. That means you have less down time and fewer man hours spent on maintenance.



### STANDARD FEATURES FOR NEPTUNE 4-36

- Automatic Start/Stop
- NA5 Pump with KEW Technology
- 50 foot Built-in Hose Reel
- 92% Efficient Burner
- Anti-Leak Function
- Flame Sensor
- Exhaust Gas Temperature Sensor
- "Low Fuel" Detection System
- Ergo 2000 Gun
- Ergo 3000 Coupling System
- Flow Activated Unloader



- Single knob for starts, stops and temperature adjustments
- Detergent dosing control includes self-cleaning feature for reduced maintenance
- LED indicators for:
  - Power
  - Low Pump Oil
  - Service Reminder
  - Low Anti-Scale Level
  - Low fuel



### Easy to Transport

Because of its small size, the Neptune 4 series machines are easy to load and transport.

### NEPTUNE 4-36

<b>Part Number</b>	107146618
<b>Pump Pressure (max)</b>	2500 PSI
<b>Water Flow (max)</b>	3 GPM
<b>Max. Outlet Water Temp.</b>	180 / 302° F
<b>Power Ph/V/A</b>	1/230/25
<b>Motor (TEFC)</b>	5.0 HP
<b>Motor (TEFC)</b>	1750 RPM
<b>Fuel Tank</b>	6.5 gal.
<b>Fuel Consumption</b>	1 gal./hour
<b>Weight</b>	275 lbs.
<b>Dimensions (L x W x H)</b>	42 x 27 x 30 in.
<b>HP Hose</b>	33 ft
<b>Hose Reel (PN 301001688)</b>	Standard

# NEPTUNE 5 & 7 SERIES

*Performance, serviceability, ergonomics, durability only scratches the surface*

The NEPTUNE 5 & 7 Series combines Nilfisk-ALTO's years of experience and the latest technology on the market for total customer satisfaction. Every job is different, but high-pressure washer users are all looking for the same outcome - a job well done the first time, every time.



**Advanced Nilfisk-ALTO NA5 Pump**  
Optimized for additional strength for the Neptune 5 Series, the NA5 is a wobble disc pump driven by a 1,450 RPM Motor. The pump uses only fully-ceramic plungers that resist damage by corrosion better than Stainless Steel and coated-ceramic plungers.



**High-Performance, Industrial Pump Technology**  
For the NEPTUNE 7 Series, the 4-piston, C3 pump has been integrated with our patented unloader valve to improve flexibility and performance. Nilfisk-ALTO introduced axial-piston pump technology for industrial applications in 1980 and has made this pump system the industry leader.



**All controls and indicators are in one place:**  
- OFF/COLD/HOT Mode Selection  
- Temperature Control  
- Detergent A or B Selection & Dosing  
- Pressure Gauge  
- Temperature indicator display  
- Monitoring LEDs give system indications



*The motor-pump unit easily and quickly slides out for complete access to the cylinder head or plungers.*

**Fuel Level Indicator** - Tells you how much fuel you have before you start the job

**WDK Detergent Valve** - The self-cleaning WDK Detergent Valve allows selection and dosing from two detergent tanks

**External Water-Break Tank** - Easy to refill and inspect container for anti-freeze and anti-scale fluids

**Flexible Detergent System** - Features a built-in 6.5-gallon tank and an optional 2.5-gallon tank

**The NEPTUNE 5 & 7 Series Offers:**

- Easy Serviceability - Low maintenance costs
- Price/Performance - Advanced technology
- Long Life - Customer satisfaction
- Ergonomics - Increased operator efficiency
- Cleaning Efficiency - Useful features
- Environmentally Friendly - 92% Fuel Efficient "clean" combustion

**EcoPower**  
Clean Performance



92% FUEL EFFICIENCY

The innovative and practical EcoPower boiler takes nearly all the work out of a time-consuming and difficult task.

Merging advanced technology with serviceability and environmental responsibility produces cleaner air, greater fuel efficiency and reduced maintenance costs.

The NEPTUNE series' EcoPower boiler addresses environmental issues by reducing fuel consumption by up to 30% compared with current conventional technology. And cleaner emissions benefit everyone. Nilfisk-ALTO is offering cleaner air for the future and lower fuel and maintenance costs now!

**QuickService**  
Access is the Key

- The service door provides complete access in seconds
- Pump oil changes are easy; no pan or funnel needed
- Unloader valve and pump service made simple
- Easy access to water and fuel filters
- Clean or drain fuel tank quick and easy with drain plug

	NEPTUNE 5-50 FAX	NEPTUNE 7-58X	NEPTUNE 7-66
<b>Part Number</b>	107146665	301001940	301001618
<b>Pump Pressure (max)</b>	2200 PSI	2300 PSI	2750 PSI
<b>Water Flow (max)</b>	4.0 GPM	5.0 GPM	5.0 GPM
<b>Max. Outlet Water Temp.</b>	302° F	302° F	302° F
<b>Power Ph/V/A</b>	1/220/30	1/220/35	3/220/28 3/460/15
<b>Pump Type</b>	NA5	C3	C3
<b>Motor (TEFC)</b>	7.0 HP	7.8 HP	8.8 HP
<b>Motor (TEFC)</b>	1750 RPM	1750 RPM	1750 RPM
<b>Fuel Tank</b>	9.0 gal.	9.0 gal.	9.0 gal.
<b>Fuel Consumption (ΔT at 115° F)</b>	1.1 gal./hour	1.4 gal./hour	1.5 gal./hr
<b>Weight</b>	405 lbs.	478 lbs.	478 lbs.
<b>Dimensions (L x W x H)</b>	45 x 28 x 39 in.	45 x 28 x 40 in.	45 x 28 40 in.
<b>Detergent Tank (A+B)</b>	6.5 + 2.5 gal.	6.5 + 2.5 gal.	6.5 + 2.5 gal.
<b>HP Hose</b>	50 ft.	50 ft.	50 ft.
<b>Hose Reel Kit (PN 301001131)</b>	Standard	Standard	Optional
<b>Hose &amp; Cable Reel Kit (PN 301001130)</b>	Optional	Optional	Optional



**STANDARD FEATURES**

- Automatic Start/Stop
- High Pressure Chemical Injector
- Steam Capability
- ERGO 2000 Gun
- TORNADO Plus Lance
- Anti-Leak Function
- Ceramic Pistons
- TORNADO Plus Nozzle
- ERGO 3000 Coupling System

# PRESSURE WASHER ACCESSORIES

Nilfisk-ALTO offers a wide range of quality quick-connect accessories to guarantee maximum efficiency and convenience. Tailor the machine to the job with our accessories, including foam equipment lances, water sandblasters, rotary brushes and more.

*For more information on our accessories and for compatibility please refer to our full-line accessories catalog (#8880013) or for a free download, visit us online at [www.nilfisk-alto.us](http://www.nilfisk-alto.us).*




**ERGO 2000 SPRAY GUN**  
The ergonomic design makes it easy to hold and maneuver.




**ERGO 3000 COUPLING**  
Quick and easy connection of high pressure hose to machine.



**TORNADO PLUS LANCE**  
A robust double-pipe lance with pressure regulation.



**HYDROSCRUB P300 H**  
Used for flat surfaces, like worktables, stairs, and walls.



**TORNADO PLUS NOZZLE**  
Water concentration provides 75% more efficient profile.



**FOAM LANCE & INJECTOR**  
This lance applies a foam detergent to walls and more.

## About Nilfisk-ALTO

Nilfisk-ALTO is a division of the NILFISK-Advance group, the world's largest manufacturer of professional cleaning equipment with **over \$1.2 billion in sales!** We have locations all over the world, including North America, Europe and Asia.

We supply high-quality pressure washers, vacuum cleaners and floor care equipment to agriculture, automotive and industrial companies, cleaning contractors and private consumers. We are a market- and customer-driven company with a focus on growth and innovation.



**WATER SAND BLASTER**  
Removes rust, scale and even concrete build up.



**ROTARY BRUSH**  
An effective wash brush driven by the water from your washer.

**Nilfisk  
ALTO**  
works for you

DISTRIBUTED BY:

14600 21st Avenue North • Plymouth, MN 55447-3408  
Phone: 877.366.2586 • Fax: 800.405.9092  
[info@altocsi.com](mailto:info@altocsi.com) • [www.nilfisk-alto.us](http://www.nilfisk-alto.us)

**Nilfisk  
ALTO**  
works for you