

Fund Update

for the quarter ended 31 December 2019



Kiwi Wealth KiwiSaver Scheme - Growth Fund

This fund update was first made publicly available on 11 February 2020.

What is the purpose of this update?

This document tells you how the Kiwi Wealth KiwiSaver Scheme Growth Fund has performed and what fees were charged. The document will help you to compare the fund with other funds. Kiwi Wealth Limited prepared this update in accordance with the Financial Markets Conduct Act 2013. This information is not audited and may be updated.

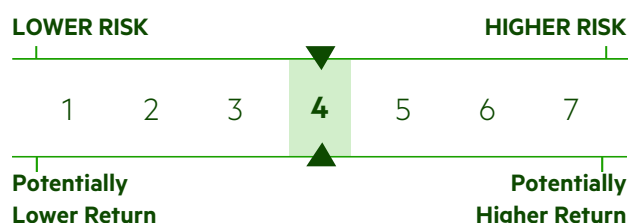
Description of this fund

The Growth Fund is invested up to 90% in shares and other growth assets, but will usually have some invested in fixed interest and cash assets. Its objective is to exceed the returns you would receive from investing 80% of your funds in global shares and 20% of your funds in New Zealand fixed interest assets and cash assets, through active asset allocation and active selection of shares and other growth assets, fixed interest and cash assets.

Total value of the fund	\$1,604,473,789
Number of members in the fund	64,431
The date the fund started	1 October 2007

What are the risks of investing?

Risk indicator for the Growth Fund:



The risk indicator is rated from 1 (low) to 7 (high). The rating reflects how much the value of the fund's assets goes up and down. A higher risk generally means higher potential returns over time, but more ups and downs along the way.

To help you clarify your own attitude to risk, you can seek financial advice or work out your risk profile at <http://www.kiwiwealth.co.nz/kiwisaver/risk-profile>.

Note that even the lowest category does not mean a risk-free investment, and there are other risks that are not captured by this rating.

This risk indicator is not a guarantee of a fund's future performance. The risk indicator is based on the returns data for the past 5 years. While risk indicators are usually relatively stable, they do shift from time to time. The risk indicator will continue to be updated in future fund updates.

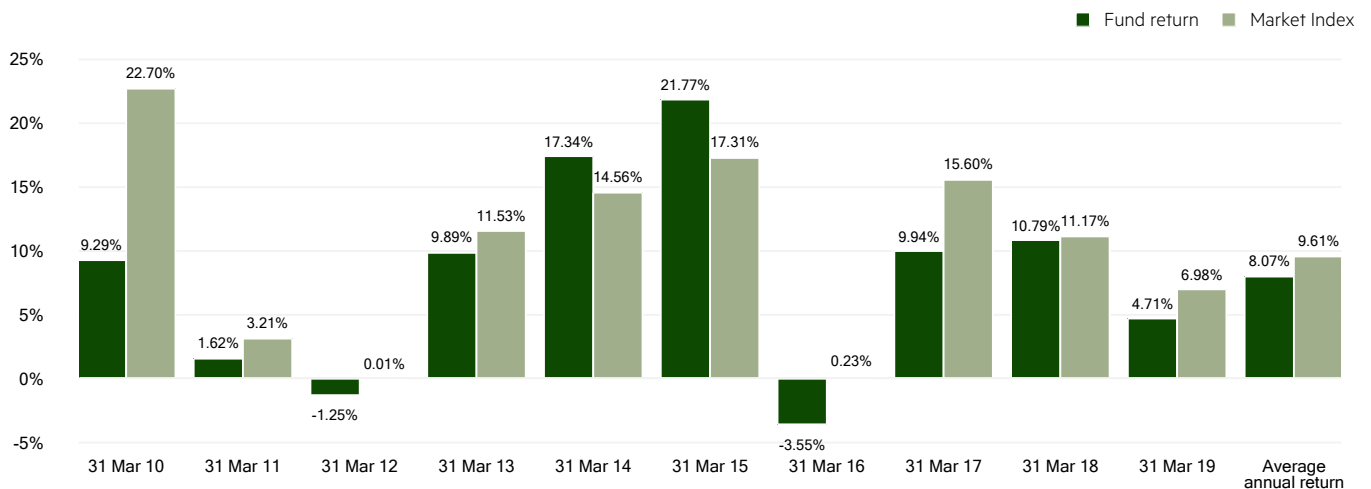
See the product disclosure statement (PDS) for more information about the risks associated with investing in this fund.

How has the fund performed?

	Average over past 5 years	Past year
Annual return <i>(after deductions for charges and tax)</i>	7.43%	20.14%
Annual return <i>(after deductions for charges but before tax)</i>	7.64%	21.23%
Market index annual return <i>(reflects no deduction for charges and tax)</i>	10.02%	22.32%

The market index return is the strategic asset allocation weighted benchmark index return, where the benchmark indices are defined in the Statement of Investment Policy and Objectives. Additional information about the market index is available on the Disclose offer register at <https://disclose-register.companiesoffice.govt.nz/>.

Annual return graph



This shows the return after fund charges and tax for each of the last 10 years ending 31 March. The last bar shows the average annual return for the last 10 years, up to 31 December 2019.

Important: This does not tell you how the fund will perform in the future.

Returns in this update are after tax at the highest prescribed investor rate (PIR) of tax for an individual New Zealand resident. Your tax may be lower.

Note that market indices reflect no deduction for charges and tax.

What fees are investors charged?+

Investors in the Growth Fund are charged fund charges. In the year to 31 March 2019 these were:

	% of net asset value
Total fund charges	1.18%
Which are made up of -	
Total management and administration charges	1.18%
Including -	
Manager's basic fee	1.02%
Other management and administration charges ²	0.16%
Total performance-based fees	0.00%
	Dollar amount per investor
Other charges	\$0

As at 31 March 2019 the fund's actual manager's basic fee is charged at 1.00% per annum. The manager's basic fee each member pays is subject to a minimum fee of \$50 per annum. Therefore for members with an account balance of less than \$5,000, the actual manager's basic fee charged as a percentage of the member account balance may be higher than that stated in the Kiwi Wealth KiwiSaver Scheme PDS.

Investors may also be charged individual action fees for specific actions or decisions (for example, for withdrawing from or switching funds). See the Kiwi Wealth KiwiSaver Scheme PDS for more information about those fees. We do not currently charge any individual action fees.

Small differences in fees and charges can have a big impact on your investment over the long term.

+From 1 April 2019 the minimum fee changed from \$50 to \$40 per annum. For members with an account balance of less than \$4,000 the minimum fee will apply.

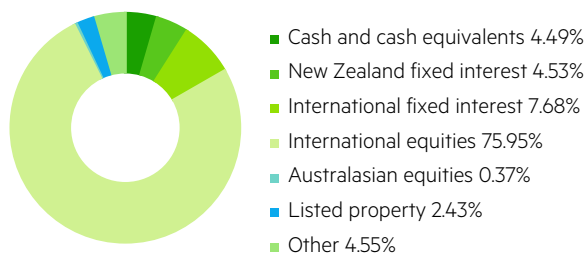
Example of how this applies to an investor

Alice had \$10,000 in the fund at the start of the year and did not make any further contributions. At the end of the year, Alice received a return after fund charges were deducted of \$2,014 (that is 20.14% of her initial \$10,000). Alice also paid \$0 in other charges. This gives Alice a total return after tax of \$2,014 for the year.

What does the Fund invest in?

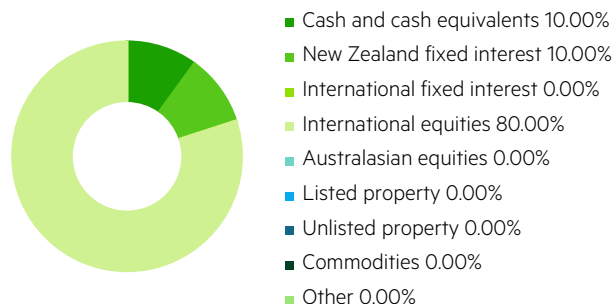
Actual investment mix

This shows the types of assets that the fund invests in.³



Target Investment Mix

This shows the mix of assets that the fund generally intends to invest in.



Top 10 investments

	Name	Country	Type ³	Credit rating (if applicable)	Percentage of fund net assets
1	Westpac NZD Account	New Zealand	Cash and cash equivalents	AA-	2.86%
2	Apple Inc.	United States	International equities		2.47%
3	Microsoft Corp	United States	International equities		2.41%
4	GMO Systematic Global Macro Trust	Australia	Other		1.87%
5	Alphabet Inc - Class C Shares	United States	International equities		1.72%
6	Two Trees Global Macro Fund	Australia	Other		1.65%
7	Nestle S.A.	Switzerland	International equities		1.36%
8	JP Morgan Chase	United States	International equities		1.24%
9	Amazon.com Inc	United States	International equities		1.16%
10	Bank of America Corp	United States	International equities		0.99%

The top 10 investments make up 17.73% of the fund.

Currency hedging

Currency hedging can apply to some of the asset classes this fund invests in. The level of currency hedging for foreign assets is managed between 0% and 100% with a New Zealand Dollar target exposure of 70% of the net asset value of the fund. This may change over time depending on the Manager's view of the relative strength (or weakness) of the New Zealand dollar. As at 31 December 2019 the actual New Zealand Dollar exposure was 71% of the net asset value of the fund. The fund's exposure to assets denominated in foreign currencies was 89% of the net asset value of the fund, of which 67% was hedged. This means the fund's unhedged foreign currency exposure was 29% of the net asset value of the fund. Additional information about the hedging policy can be found in the Statement of Investment Policy and Objectives which is available on the Disclose offer register at <https://disclose-register.companiesoffice.govt.nz/>.

Key personnel

This shows the employees who have the most influence on the investment decisions of the fund.

Name	Current position	Time in current position	Previous or other position	Time in previous or other position
Simon O'Grady	Chief Investment Officer - Kiwi Wealth Investments Limited Partnership	7 years and 2 months	Head of Investment Strategy - Suncorp Investment Management	5 Years
Diana Gordon	Head of Fixed Interest - Kiwi Wealth Investments Limited Partnership	7 years and 4 months	Senior High Yield Portfolio Manager, - Goldman Sachs Asset Management, New York	10 years and 10 months
Nathan Field	Portfolio Manager, Equities - Kiwi Wealth Investments Limited Partnership	9 years and 7 months	Senior Equity Analyst - ABN Amro, Sydney	4 years and 6 months
Steffan Berridge	Senior Quantitative Strategist - Kiwi Wealth Investments Limited Partnership	6 years and 3 months	Portfolio Manager - Man Group PLC	9 years

Further information

You can also obtain this information, the PDS for the Kiwi Wealth KiwiSaver Scheme and some additional information from the offer register at <https://disclose-register.companiesoffice.govt.nz/>.

Notes

1. An estimate has been used to calculate the underlying fund fees which are included in 'Other management and administration charges'. Underlying fund fees have been estimated using end of month holdings and the total expense ratio (TER) stated in the underlying funds' fund updates.
2. Other is comprised of alternative investments: investments that fall outside the main asset classes and can include absolute return funds and commodity investments.

Kiwi Wealth Limited
PO Box 50617, Porirua 5240

Tel: 0800 427 384 Email: questions@kiwiwealth.co.nz

The Product Disclosure Statement for the Kiwi Wealth KiwiSaver Scheme is available on our website at www.kiwiwealth.co.nz or by calling 0800 427 384