

Safety Precautions

IMPORTANT:

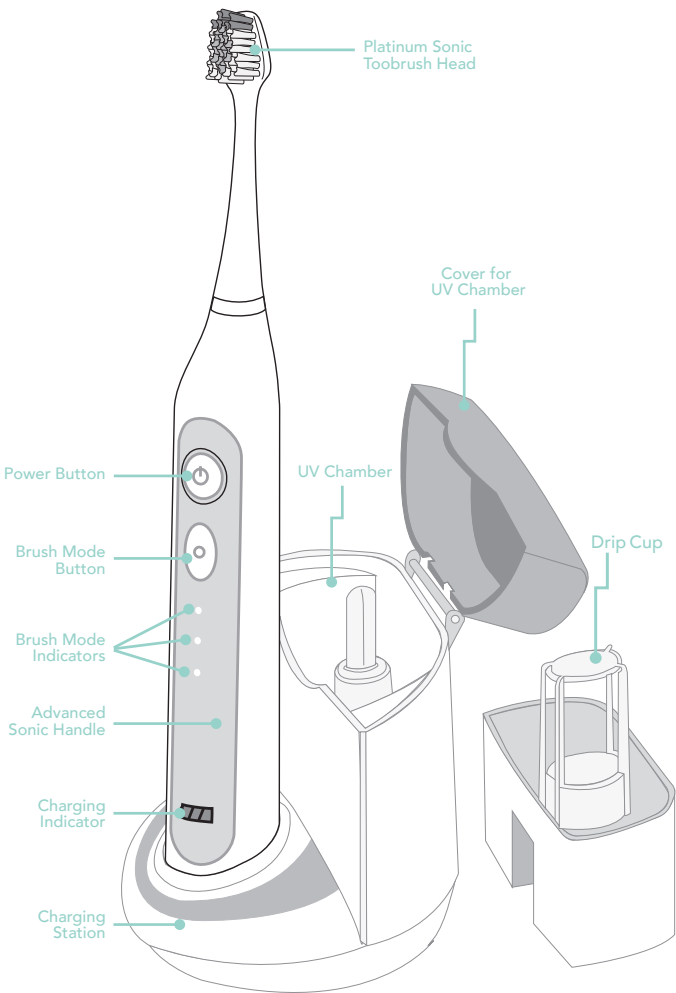
For optimal functionality, please read these instructions carefully before using your Platinum Sonic Toothbrush.

- When using electronic products, basic safety precautions should always be followed.
- If the product fails to function, do not attempt to dismantle, exchange, or manipulate any part of it, as there is a risk of electric shock. If you experience any of these issues, you should contact Smile Bright Store.
- This product is not intended for use by children under the age of three.
- The Smile Bright Store Platinum Sonic Toothbrush has a waterproof handle. It is designed for use in the bathroom and is safe to use in the shower, but should not be fully submerged in water.

Connecting & Charging

- Plug the adaptor into an electrical outlet.
- Put the toothbrush handle onto the charging station. The charging indicator will light up.
- For everyday use, the toothbrush handle can be stored on the charging station to maintain its full power. There is no risk of overcharging the battery.

It takes at least 24 hours to fully charge your Platinum Sonic Toothbrush. A full charge will last for approximately two weeks of regular brushing.





ONE - YEAR WARRANTY

This Smile Bright Store product is warranted to be free of manufacturer's defects in materials or workmanship for one year from the date of purchase. Damage or wear resulting from an accident, misuse, abuse, commercial use, or unauthorized adjustment and/or repair are not covered under this warranty.

Should this product require warranty service or replacement (at our discretion) please contact our client service team to obtain a Return Merchandise Authorization number (RMA) and return instructions. Proof of purchase is required. Products returned without a Smile Bright Store generated RMA number will not be accepted. To receive a refund, replacement, or repair, please be sure to obtain the RMA.

SmileBright

store

info@smilebrightstore.com

1.888.337.3718

There are no express warranties except as listed above. This warranty gives you specific legal rights and you may have other rights which vary from state to state.

DO NOT RETURN TO RETAILER. PLEASE CONTACT US DIRECTLY FOR WARRANTY SERVICE OR REPAIR. THANK YOU.

Thank You

FOR CHOOSING SMILE BRIGHT STORE!

A healthy life should be full of wonderful surprises, so we would like to offer you

50% OFF

YOUR NEXT PURCHASE AT SMILE BRIGHT STORE

YOUR SPECIAL DISCOUNT CODE:

SBS7180EP

Just enter your special discount code at checkout on your next purchase from

SmileBrightStore.com

SmileBright

PLATINUM SONIC TOOTHBRUSH **store**

INSTRUCTION MANUAL

20151214

Welcome to **SmileBright** store

The Smile Bright Store Platinum Sonic Toothbrush has been carefully designed to offer you a sophisticated and unique brushing experience.

At 40,000 brush strokes per minute, the Smile Bright Store Platinum Sonic Toothbrush does the work for you.

Your Smile Bright Store Platinum Sonic Toothbrush is equipped with a UV sanitizing charging base that effectively removes 99.9%* of bacteria and germs from your toothbrush head while recharging the unit.

Visit us at SmileBrightStore.com to find out about other exciting oral health care products and offers, and to get your replacement heads.

Smile Bright

Because a healthy smile is the most attractive thing you can wear.

* Sanitizes and Kills 99.9% of Staphylococcus Aureus, Enterococcus Hirae, Pseudomonas Aeruginosa, Escherichia Coli

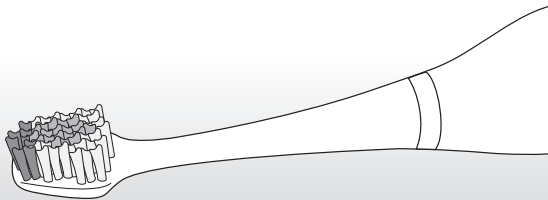
Brushing Modes

The Smile Bright Store Platinum Sonic Toothbrush offers three different brushing modes for varying oral care needs:

- **Clean** Gentle yet thorough cleaning for sensitive teeth and gums.
- **Dazzle** 40,000 strokes per minute clean and brighten your smile.
- **Pulse** Stimulating massaging action for use on your tongue or gums.

How to Switch Between Brushing Modes

- Press the **"Power"** button to turn the unit on and off.
- Cycle through Clean, Dazzle, and Pulse by pressing the **"Brushing Mode"** button.
- The Smile Bright Store Platinum Sonic Toothbrush automatically starts in the mode you last used.
- Cycle through brushing modes with the toothbrush on or off by pressing the **"Brushing Mode"** button.
- To turn your toothbrush off before the Smart Two-Minute Auto Timer finishes, press the **"Power"** button.

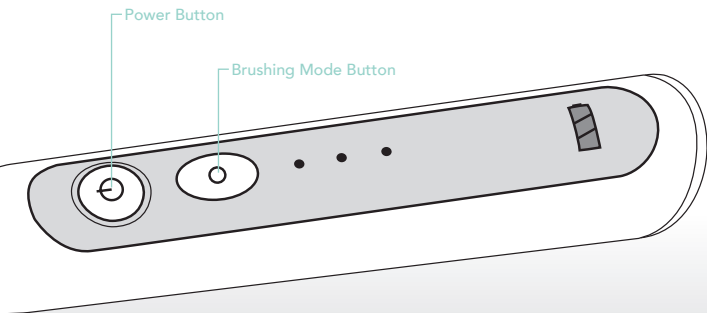


Smart Two-Minute Auto Timer

Dentists recommend brushing for two minutes, with 30 seconds spent in each of the four sections of your mouth. The **Smile Bright Store Platinum Sonic Toothbrush** runs for two minutes, with a short pause at 30-second intervals to alert you to change brushing areas. After two minutes, the device stops automatically.

Good Brushing Technique

- Guide the brush head slowly from tooth to tooth.
- Hold the brush head in place for a few seconds before moving on to the next tooth.
- Brush the outside of the teeth first, then the inside, then move to the chewing surfaces.
- Remember to brush the gums as well as the tongue for optimal cleaning.
- It is not necessary to apply excessive pressure to the teeth, the Platinum Sonic Toothbrush is designed to do the work for you.



Cleaning & Recommendations

- After brushing, rinse your brush head thoroughly under running water.
- Remove the brush head from the handle and clean both parts separately.
- Dry before placing the handle onto the Charging Station.
- Place the brush head into the UV Chamber and close the cover.
- The Drip Cup requires periodic cleaning. To do so, open the UV Chamber, lift out the drip cup, and clean it with water and mild detergent.
- Before cleaning your Charging Station, make sure to unplug the adaptor. Use only a dry cloth to wipe the surface clean.
- Place the Charging Station in a safe, dry place.
- This product contains rechargeable batteries. In the interest of protecting the environment, please do not dispose of this product in household waste at the end of its usable life. Disposal can take place at appropriate collection points provided in your area.

IMPORTANT:

Do not clean the charging station unit under running water or immerse it into water.

How to Sanitize Your Brush Heads

- Open the **UV Chamber** and insert the brush heads into the Drip Cup. For effective results, make sure the bristles of brush heads are facing the UV Bulb.
- Close the **UV Chamber**. The UV Bulb will light up and shut-off automatically after 6-8 minutes. If the cover is opened during the sanitizing process, the UV Bulb will turn off.

We recommend that you sanitize your toothbrush head before and after each use of your Smile Bright Store Platinum Sonic Toothbrush.

Subscribe & Save Program

To keep your Smile Bright Store toothbrush in top condition, dentists recommend replacing your brush heads every two to three months.

Our **Subscribe & Save Program** delivers new brush heads right to your door exactly when you need them at a 25% discount.

New brush heads are available at
SmileBrightStore.com

