

# Miami's Platform for International Business



**WORLD TRADE CENTER®  
MIAMI**



**Roberto Muñoz**, Chairman, World Trade Center Miami & Miami Market President, First Horizon Bank



**Ivan Barrios**, President & CEO  
World Trade Center Miami (WTM)



**WORLD TRADE CENTER®**  
**MIAMI**



WORLD TRADE CENTER® MIAMI | FIRST HORIZON. present

**17<sup>th</sup> INTERNATIONAL WOMEN'S DAY**  
FRIDAY MARCH 6, 2020 *Awards Luncheon*



**Audrey M. Edmonson**  
Chairwoman  
Miami-Dade County



**Marie R. Gill**  
Founder & CEO  
MGR & Associates, Inc.



**Susan Harper**  
Consul General of Canada in Miami  
Consulate General of Canada



**Karen A. Kuhn**  
Associate Chief Counsel,  
Miami, FL, U.S.C.B.P.



**Christine Valls**  
VP of Sales for FL, LATAM,  
Caribbean & U.S.  
American Airlines

**LUNCHEON:**  
11:30 AM - 1:45 PM  
**REGISTRATION:**  
\$750 Table  
\$75 Seat

**Special tribute to Charlotte Gallegly, Founding President of World Trade Center Miami, in recognition of her dedication and commitment.**

**SPONSORSHIP OPPORTUNITIES AVAILABLE**

**LOCATION:**  
Double Tree by Hilton  
Miami Airport Convention Center  
711 NW 72 Avenue, Miami, FL 33126

WORLD TRADE CENTER® MIAMI  
**MIAMI WORLD TRADE MONTH**  
COMING TO YOU VIRTUALLY MAY 2020

WORLD TRADE CENTER® MIAMI  
**MIAMI WORLD TRADE MONTH**  
#MIAMIWORLDTRADEMONTH

**INTERNATIONAL TRADE WEEK**  
MAY 18-22, 2020  
[www.miamiworldtrademonth.com](http://www.miamiworldtrademonth.com)

WORLD TRADE CENTER® MIAMI



**SUPPLY CHAIN**  
LIFT COMMITTEE

**2020 24<sup>th</sup> Americas Food & Beverage Show**

**November 2-3, 2020**  
Miami Beach Convention Center, Hall A

  
**SUPPLY CHAIN AMERICAS**

  
**AIR CARGO AMERICAS**

**Voice for International Trade & Logistics:** Facilitating international commerce in Miami-Dade County – “Champion” for international business & two-way trade.



**\$1.1 Trillion**

GDP of Florida

**\$354 Billion**

GDP of Miami-Fort Lauderdale-  
West Palm Beach, FL (MSA)





# MIAMI is “Wall Street South”

- Miami is **second-most-important center for international banking** in the U.S. and has become a global banking and financial services hub for the hemisphere.
- Miami is an **arbitration hub for international business disputes**, second to NY in the U.S.
- On the software startup scale, **Miami ranked 7<sup>th</sup>** in terms of investment dollars \$2.37 billion in venture capital in 2019, according to Pitchbook.
- **Over 1,300 multinationals** specializing in international trade, logistics, law, manufacturing and technology have offices and/or headquarters in Miami.
- Florida has **one of the largest consular corps in the U.S.** Florida is home to consular missions and official trade and commercial offices from 85 countries. Miami has the largest concentration with 71 offices representing 63 counties.



**WORLD TRADE CENTER®**  
**MIAMI**

# 2018 MIAMI Merchandise Exports

Miami MSA

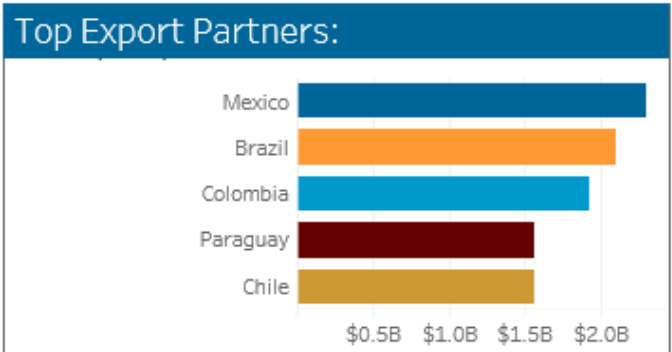
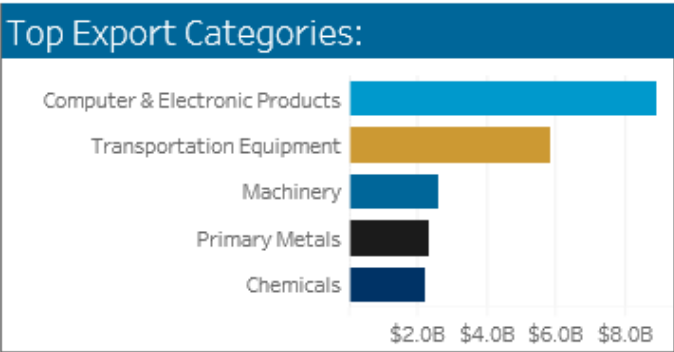
(Ft. Lauderdale – Pompano Beach)

\$35.7B

9<sup>th</sup> largest exporter among U.S. metro exports

vs

Alabama	\$21B
New Jersey	\$35.5B
South Carolina	\$34.6B
Tennessee	\$32.7B





# 2019 FLORIDA Merchandise Trade

- 1 in 5 jobs in Florida depend on TRADE
- 368,000 Jobs are tied to Foreign Direct Investment
- Florida is ranked 7<sup>th</sup> in the U.S. for origin Exports
- Florida is ranked 4<sup>th</sup> in the U.S. for Services Exports

Top 10 Florida TOTAL Merchandise Trade Partners					
Rank	Description	Annual 2017	Annual 2018	Annual 2019	% Change 2018-2019
	<b>TOTAL ALL COUNTRIES</b>	<b>147,652,122,073</b>	<b>153,476,521,060</b>	<b>153,592,984,685</b>	<b>0.1</b>
1	Brazil	19,821,315,898	20,409,772,291	20,978,654,990	2.8
2	China	11,014,807,799	12,242,208,797	10,464,015,906	-14.5
3	Japan	7,410,746,553	7,647,252,585	7,714,550,855	0.9
4	Chile	7,626,079,779	7,903,027,695	7,681,411,951	-2.8
5	Colombia	7,245,483,249	6,973,653,576	7,456,738,559	6.9
6	Dominican Republic	5,878,677,980	6,439,642,975	6,878,865,724	6.8
7	Mexico	6,284,045,965	6,782,286,047	6,454,116,367	-4.8
8	Germany	4,947,576,289	4,993,873,030	4,868,822,791	-2.5
9	Honduras	4,382,636,255	4,525,706,102	4,506,837,448	-0.4
10	Italy	3,278,401,990	3,934,893,318	4,131,517,768	5.0



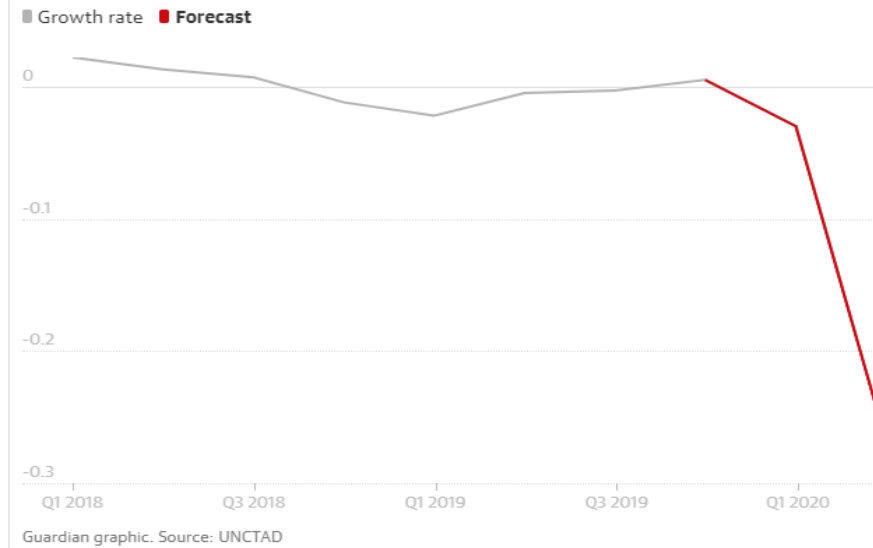
# Trade in the Time of Coronavirus

Annual percent change in GDP

	2019	2020 estimate
US	+2.3%	-5.9%
Germany	+0.6%	-7.0%
France	+1.3%	-7.2%
Italy	+0.3%	-9.1%
Spain	+2.0%	-8.0%
Japan	+0.7%	-5.2%
UK	+1.4%	-6.5%
China	+6.1%	+1.2%
India	+4.2%	+1.9%
Russia	+1.3%	-5.5%
South Africa	+0.2%	-5.8%

Guardian graphic. Source: Overview of World Economic Outlook projections, IMF

Global trade could fall by 27% in the second quarter of 2020 as Covid-19 hits exports





# FLORIDA Trade in the Time of Coronavirus

In Q1 there was a -2.09% decline in value in Florida origin exports and a -.60% decline in imports. Certain commodities have done well, others have been hard hit. We do expect to see a greater decline in Q2.

## Top Origin Export Destinations:

<b>Brazil</b>	<b>+1.75%</b>
<b>Canada</b>	<b>+0.17%</b>
Mexico	-18.52%
<b>United Kingdom</b>	<b>+42%</b>
<b>Japan</b>	<b>+47.6%</b>
Colombia	-6.46%
Dominican Republic	-0.12%
Germany	-4.50%
Chile	-14.11%
Peru	-3.21%

## Top Import Sources:

China	-32%
<b>Ireland</b>	<b>+362%</b>
Mexico	-10.19%
<b>Canada</b>	<b>+16.88%</b>
<b>Germany</b>	<b>+17.51%</b>
France	-11.54%
<b>United Kingdom</b>	<b>+53.16%</b>
<b>Chile</b>	<b>+17.35%</b>
<b>Vietnam</b>	<b>+45.42%</b>
<b>Colombia</b>	<b>+8.15%</b>

# MIAMI Trade in the Time of Coronavirus

## Exports – SFL Ports

	Q1 2019	Q1 2020	%Change
MIA	\$8.928B	\$8.734B	-1.31%
PortEVERG	\$3.108B	\$2.964B	-3.61%
PortMiami	\$2.5084B	\$2.357B	+1.83%

## Imports – SFL Ports

	Q1 2019	Q1 2020	%Change
MIA	\$3.232B	\$3.196B	-1.18%
PortMiami	\$3.224B	\$2.693B	-16.46%
PortEVERG	\$1.794B	\$1.543B	-13.96%





# **WORLD TRADE CENTER®**

## **MIAMI**

**WWW. WORLDTRADE.ORG**

**Contact us: 305-871-7910 | [info@worldtrade.org](mailto:info@worldtrade.org)**