

NAME: _____

PHONE: _____

COMPANY/ORGANIZATION: _____

E-MAIL: _____

DEALER/REP: _____

SALES REP: _____ QUOTE: _____



Classic Series

Hands Free Deluxe Electric Table

STANDARD FEATURES:

- Lifting Capacity: 650 lbs.
- Height range is 17-35"
- Dual action face rest base
- Salon head support and neck pillow
- Holes for swivel side arm supports
- Swivel side arm supports
- Hands free dual foot bar control
- Whisper quiet lift system
- Easy to operate caster system
- Adjustable back and knee cushion
- 3" Deluxe wrap foam
- Rounded corners
- Durable precision cut steel base
- 9" on center dual-end accessory ports
- ADA compliant



SThera-P-3007

The Classic Series Hands Free Deluxe Electric Table features a manually adjustable lift back and adjustable leg section that meets the needs of different massage services and allows for multiple positions to keep clients comfortable. The table also allows therapists to easily control the height of the table with the hands-free dual foot bar control that is built-in along both bottom sides of the table. Because of the table's design and functionality, therapists can move freely around the table without losing contact with their client. The durable, precision cut steel construction is complete with a whisper quiet lift system and easy-to-operate caster system to make moving the table a breeze. The table includes our standard upholstery with 3" deluxe wrap foam as well as a dual action face rest base, salon head support with neck pillow and swivel side arm supports. Crescent pillow not included.

STANDARD TABLES:

- SThera-P-3007** - Hands Free Deluxe 30"
30"W x 73"L x 17-35"H
Qty _____
- SThera-P-3307** - Hands Free Deluxe 33"
33"W x 73"L x 17-35"H
Qty _____











STANDARD UPHOLSTERY CHOICES:

- | | |
|---|---|
| <input type="checkbox"/>  Agate | <input type="checkbox"/>  Hunter Green |
| <input type="checkbox"/>  Black | <input type="checkbox"/>  Mushroom |
| <input type="checkbox"/>  Burgundy | <input type="checkbox"/>  Navy |
| <input type="checkbox"/>  Buff | <input type="checkbox"/>  Purple |
| <input type="checkbox"/>  Chocolate | <input type="checkbox"/>  Teal |
| <input type="checkbox"/>  Flint Gray | |

OPTIONS:

- NTU** - Natural Touch Upholstery
- NT/TRU** - Natural Touch Upholstery & Touch Response Memory Foam System
- BR** - Breast Recesses
- UP DPOS-B** - Upgrade to Deluxe Adjustable Face Rest Base
- UP PPOS-B** - Upgrade to Pivot Posi-tilt Face Rest Base
- CR-Pill** - Crescent Pillow - Standard Foam
- CR-Pill NT** - Crescent Pillow - Standard Foam and Natural Touch Upholstery
- CR-Pill NT/TRU** - Crescent Pillow - Touch Repsonse Foam and Natural Touch Upholstery
- 8 OC** - Custom Configuration 8" on Center Face Rest Holes

UPGRADED NATURAL TOUCH UPHOLSTERY CHOICES:

- | | |
|---|--|
| <input type="checkbox"/>  Amethyst | <input type="checkbox"/>  Stainless Steel |
| <input type="checkbox"/>  Sapphire | <input type="checkbox"/>  Gray |
| <input type="checkbox"/>  Jade | <input type="checkbox"/>  Sand Dune |
| <input type="checkbox"/>  Ivory | <input type="checkbox"/>  White Tie |
| <input type="checkbox"/>  Ebony | <input type="checkbox"/>  Morning Dew |
















BR- Breast Recesses Option - Breast/Scaupula Recesses include dual cutouts with central sternum/spine support (includes custom plugs)

STANDARD BASE COLOR:

-  White

CUSTOM BASE COLORS:

- | | |
|---|---|
| <input type="checkbox"/>  Black | <input type="checkbox"/>  Green |
| <input type="checkbox"/>  Light Gray | <input type="checkbox"/>  Forest Green |
| <input type="checkbox"/>  Charcoal | <input type="checkbox"/>  Purple |
| <input type="checkbox"/>  Royal Blue | <input type="checkbox"/>  Yellow |
| <input type="checkbox"/>  Navy Blue | <input type="checkbox"/>  Orange |
| <input type="checkbox"/>  Red | <input type="checkbox"/>  Brown |
| <input type="checkbox"/>  Burgundy | |

CUSTOM BASE OPTIONS:

- S1178**
Table Base Graphics
- PT9020-CC**
Pick Custom Base Color
- S2000**
Custom Table Base Powder Coat Color and Table Base Graphics

