

NAME: \_\_\_\_\_

PHONE: \_\_\_\_\_

COMPANY/ORGANIZATION: \_\_\_\_\_

E-MAIL: \_\_\_\_\_

DEALER/REP: \_\_\_\_\_

SALES REP: \_\_\_\_\_ QUOTE: \_\_\_\_\_



# Signature Spa Series

## E100 Deluxe Electric Spa Table

### STANDARD FEATURES:

- Lifting Capacity: 650 lb.
- Beech wood frame with walnut stain
- Large storage cabinet with sliding doors, accessible from both sides
- Electric height adjustment controlled by both hand and foot
- Height range: 28-34"
- Adjustable feet for stability
- Fully electric salon cushion with hand control
- 3.5" Multi-layer foam
- Rounded corners
- 8" on center dual-end accessory ports
- Salon head support and neck pillow
- Dual action face rest and pillow
- Folding front arm shelf
- Removable flexible armrests








The E100 Deluxe Electric Spa Table is the first choice among five-star resorts and spas for its state-of-the-art features including a fully adjustable electric salon cushion with 3.5" multi-layer foam, rounded corners, and luxurious upholstery. The table also provides electric height adjustment controlled by both hand and foot, removable flexible armrests, and a large cabinet with sliding doors for storage.

### STANDARD TABLE:

- E100-D-19394** - E100 Deluxe  
30"W x 72.5"L x 28-34"H  
(83"L including head rest)  
Qty \_\_\_\_\_

### SOLUTIONS UPHOLSTERY CHOICES:

- |  |   |
|--|---|
| <input type="checkbox"/>  Beige     | <input type="checkbox"/>  Otter    |
| <input type="checkbox"/>  Chocolate | <input type="checkbox"/>  Charcoal |
| <input type="checkbox"/>  Black     |   |



Folding Front Arm Shelf



Adjustable Feet



Folding Front Arm Shelf



Hand Control