

NAME: \_\_\_\_\_

PHONE: \_\_\_\_\_

COMPANY/ORGANIZATION: \_\_\_\_\_

E-MAIL: \_\_\_\_\_

DEALER/REP: \_\_\_\_\_

SALES REP: \_\_\_\_\_ QUOTE: \_\_\_\_\_



# Signature Spa Series

## Hands Free Deluxe Electric Table

### STANDARD FEATURES:

- Lifting Capacity: 650 lbs.
- Height range: 17-35"
- 9" Deluxe adjustable face rest and pillow
- Salon head support pillow with adjustable neck pillow
- Holes for swivel side arm supports
- Swivel side arm supports
- Hands free dual foot bar control
- Whisper quiet lift system
- Easy to operate caster system
- Manually adjusting back and knee sections
- 3" Deluxe wrap foam
- Rounded corners
- Steel base with classic gray powder coat color
- 9" on center dual-end accessory ports
- Natural Touch Upholstery on table, crescent pillow, and swivel side arms
- ADA compliant



*SThera-P-3007-SS*

The elegant design of our Signature Spa Series Hands Free Deluxe Electric Table is ideal for spas or practices where style is as important as function. The custom gray base and design plates offer a sleek alternative to our classic base. The elegant foot bars along each side allow therapists to move freely around the table for a more fluid client experience. This series features our most desirable upgrades: Deluxe Adjustable Face Rest Base and Natural Touch Urethane upholstery in an exciting new color palette. With a 650 lb. lifting capacity, our Signature Spa Series Hands Free Tables prove you really can have it all.








### STANDARD TABLES:

- SThera-P-3007-SS** - Hands Free Deluxe 30"  
30"W x 73"L x 17-35"H  
Qty \_\_\_\_\_
- SThera-P-3307-SS** - Hands Free Deluxe 33"  
33"W x 73"L x 17-35"H  
Qty \_\_\_\_\_

### OPTIONS:

- BR** - Breast Recesses
- UP PPOS-B** - Upgrade to Pivot Posi-tilt Face Rest Base
- TRU** - Upgrade to Touch Response Foam
- 8 OC** - Custom Configuration 8" on Center Face Rest Holes

### NATURAL TOUCH UPHOLSTERY CHOICES:

- |   |   |
|---|---|
| <input type="checkbox"/>  Amethyst | <input type="checkbox"/>  Stainless Steel Gray |
| <input type="checkbox"/>  Sapphire | <input type="checkbox"/>  Sand Dune            |
| <input type="checkbox"/>  Jade     | <input type="checkbox"/>  White Tie            |
| <input type="checkbox"/>  Ivory    | <input type="checkbox"/>  Morning Dew          |
| <input type="checkbox"/>  Ebony    | <input type="checkbox"/>  Latte                |

### CUSTOM BASE OPTIONS:

- S1178**  
Table Base Graphics

