

NAME: _____

PHONE: _____

COMPANY/ORGANIZATION: _____

E-MAIL: _____

DEALER/REP: _____

SALES REP: _____ QUOTE: _____



CLASSIC SERIES
ELEGANCE DELUXE
ELECTRIC TABLE

STANDARD FEATURES:

- Lifting Capacity: 550 lbs.
- Height range: 18-34"
- Dual action face rest base
- Salon head support and neck pillow
- Swivel side arms
- Rounded corners
- Manually adjusting back and knee sections
- Standard single foot pedal
- 9" on center dual-end accessory ports
- 3" Deluxe wrap foam system
- Elegant styling precision cut steel base
- (2) Hidden wheels in stylish wood feet
- Whisper quiet lift system
- ADA Compliant



AZ-2807

Ensure your greatest versatility with the Elegance Deluxe Electric Massage Table. It performs with style, including a quick yet quiet motor, manual lift back and knee positions. Luxurious features include a 3-inch foam system, salon head support and neck pillow, dual action face rest, swivel side arms and rounded corners. Crescent pillow not included.

STANDARD TABLES:

AZ-2807 - Basic 28"
28"W x 73"L x 18-34"H

Qty _____

AZ-3007 - Basic 30"
30"W x 73"L x 18-34"H

Qty _____

AZ-3307 - Basic 33"
33"W x 73"L x 18-34"H

Qty _____











STANDARD UPHOLSTERY CHOICES:

- | | |
|-------------------------------------|---------------------------------------|
| <input type="checkbox"/> Agate | <input type="checkbox"/> Hunter Green |
| <input type="checkbox"/> Black | <input type="checkbox"/> Mushroom |
| <input type="checkbox"/> Burgundy | <input type="checkbox"/> Navy |
| <input type="checkbox"/> Buff | <input type="checkbox"/> Purple |
| <input type="checkbox"/> Chocolate | <input type="checkbox"/> Teal |
| <input type="checkbox"/> Flint Gray | |

OPTIONS:

- NTU** - Natural Touch Upholstery
- NT/TRU** - Natural Touch Upholstery & Touch Response Memory Foam System
- BR** - Breast Recesses
- UP DPOS-B** - Upgrade to Deluxe Adjustable Face Rest Base
- UP PPOS-B** - Upgrade to Pivot Posi-tilt Face Rest Base
- Sub Hand** - Substitute Hand Control for Foot Control
- Add Foot** - Add Second Foot Control
- Add Hand** - Add Hand Control
- PTB** - Power Tilt Back with Hand Control
- Sub Foot PTB** - Substitute Foot Control for Hand Control
- Add Foot PTB** - Add Foot Control to Power Tilt Back
- Add Hand PTB** - Add Hand Control to Power Tilt Back
- CR-Pill** - Classic Series Crescent Pillow with Standard Upholstery
- CR-Pill NT** - Classic Series Crescent Pillow with Natural Touch Upholstery
- CR-Pill NT/TRU** - Classic Series Crescent Pillow with Natural Touch Upholstery and Touch Response Foam
- 8 OC** - Custom Configuration 8" on Center Face Rest Holes

UPGRADED NATURAL TOUCH UPHOLSTERY CHOICES:


- | | |
|---|---|
| <input type="checkbox"/>  Amethyst | <input type="checkbox"/>  Stainless Steel Gray |
| <input type="checkbox"/>  Sapphire | <input type="checkbox"/>  Sand Dune |
| <input type="checkbox"/>  Jade | <input type="checkbox"/>  White Tie |
| <input type="checkbox"/>  Ivory | <input type="checkbox"/>  Morning Dew |
| <input type="checkbox"/>  Ebony | <input type="checkbox"/>  Latte |



Breast Recesses Option - Breast/Scapula Recesses include dual cutouts with central sternum/spine support (includes custom plugs)



PTB - Power Tilt Back with Hand Control



UP PPOS-B - Upgrade from Dual Action Face Rest Base to Pivot Posi-tilt. Full range of adjustment is 4-6" and pivots 30° in either direction.

