

NAME: _____

PHONE: _____

COMPANY/ORGANIZATION: _____

E-MAIL: _____

DEALER/REP: _____

SALES REP: _____ QUOTE: _____



THERA-PT™ ELECTRIC TREATMENT TABLE

STANDARD FEATURES:

- Load Capacity: 400 lbs.
- 27"W x 77"L x 17-35"H
- Durable and stylish steel base
- White powder coat base
- Whisper quiet lift system
- Height adjustment 17-35"
- Single Foot Control Pedal
- 27" Wide cushions
- 2" High density foam cushions
- Rounded Corners
- Low profile locking casters
- Head Section Angle Range: +40° to -90°
- Lower Extremity Angle Range: 0 to 65°
- ADA Compliant

NOTE: International (230V) option available



The Thera-P Electric Treatment Table is ergonomically designed to easily and comfortably treat a wide variety of clients in a number of different positions. The adjustable height and three cushion configuration allows massage therapists to modify the table to meet their specific massage needs. From sports and tai massage techniques that focus on certain body parts to reflexology techniques that require a higher range of flexion/extension, this table will prove to be a valuable addition to you and your clients.

STANDARD TABLE:













- PT1103** - 400 lb Lifting Capacity (120V)
27"W x 77"L x 17-35"H

Qty _____

OPTIONS:

- PT9027** - 400 lb Lifting Capacity (230V)
- PT9020** - 650 lb Lifting Capacity (120V)
- PT9021** - 650 lb Lifting Capacity (230V)
- PT303x** - 30"W Cushion Configuration
- S1135** - Manual Elevating Midsection
- S1077** - Dual Foot Control Pedal
- S1078** - Dual Foot Bar Control

STANDARD UPHOLSTERY CHOICES:

- | | |
|--|--|
| <input type="checkbox"/>  Royal Blue | <input type="checkbox"/>  American Beauty |
| <input type="checkbox"/>  Imperial Blue | <input type="checkbox"/>  Lark |
| <input type="checkbox"/>  Blue Ridge | <input type="checkbox"/>  Burgundy |
| <input type="checkbox"/>  Amethyst | <input type="checkbox"/>  Dove |
| <input type="checkbox"/>  Forest | <input type="checkbox"/>  Charcoal |
| <input type="checkbox"/>  Black | <input type="checkbox"/>  Mocha |



Dual Foot Bar Control Option