

MITCHELL ELEMENTARY

ELA and MATH Data Analysis

ELA



Unhealthy BMI



Healthy BMI

19% higher

Math



Unhealthy BMI



Healthy BMI

38% higher

SCIENCE AND SOCIAL STUDIES

Data

Analysis

Science



Unhealthy BMI



Healthy BMI

13% higher

SS



Unhealthy BMI



Healthy BMI

48% higher

Right Now*

Johns Hopkins Study

1671 CCSD

5th grade students

***(very unofficial)**

Non T1

33% obesity rate 5th graders

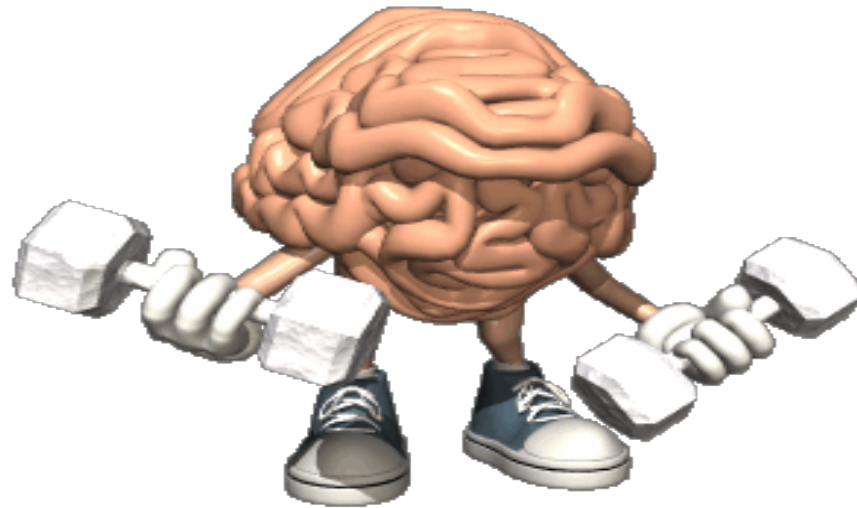
37 % referral rate

T 1 Schools

48% obesity rate 5th graders

71% referral rate

Does Physical Activity Change our Behaviors?



“Exercise is like
Adderall and Zoloft
in the right dosage.”

Charleston Progressive Academy



Charleston Progressive Academy Data



	NO AMX	With AMX	% Reduction
REFERRALS	1148	591	49%
SUSPENSIONS	123	50	60%

Northwoods Middle School

Administrators and Physical Education teachers placed a small group of hyperactive male students who were under achieving in the areas of reading and/or math and placed them in a 2nd period Advanced PE class.

The purpose of Advanced PE was to put the male students through a rigorous workout which focused on target heart rates and overall improvement of their physical fitness levels. After Advanced PE, the students regained their grade levels and went to core classes that focused on their weakest academic areas.

Northwoods Middle School

JB

- 8th grade, male
- IEP for ADHD, head trauma
- Single parent home, free/reduced price lunch
- As 6th & 7th grade student at ABMS:
- finished in top 5 for most discipline referrals

Behavior Highlights:

- Report card showed improved classroom conduct in ALL subjects
- Decrease in referrals per month

Northwoods Middle School

JD

- 8th grade, male
- Grandmother is caretaker, free/reduced price lunch
- 12 discipline referrals Aug-Jan

Behavior Highlights:

- **ONLY 3 referrals after January!**
- Progress and report cards illustrate acceptable classroom conduct

Northwoods Middle School

BS

- 7th grade, male
- 504 plan for ADHD
- Single parent home, free/reduced price lunch
- 17 discipline referrals from August- January

Behavior Highlights:

- Decrease in discipline referrals
- 4 referrals from February-August!

Northwoods Middle School

CJ

- 6th grade, male
- Grandmother is caretaker, free/reduced price lunch
- New student in December: 7 referrals in first four weeks
- Prior history of extreme anger/behavior concerns

Behavior Highlights:

- Report card illustrates acceptable classroom conduct
- Decrease in discipline referrals after placement in

Advanced PE

- End of year report card illustrates dramatic increases in overall behavior

Northwoods Middle School

AW

- 6th grade, male
- Single parent home, free/reduced price lunch
- Frequent behavior outbursts that disrupted class

Behavior Highlights:

- Report card illustrates acceptable or outstanding classroom conduct
- Classroom conduct identified as “Outstanding” in some subjects
- Decrease in referrals

Northwoods Middle School


MW

- 8th grade, male
- 20 discipline referrals from August- January
- Free/reduced price lunch

Behavior Highlights:

- Improvements in classroom conduct as observed on final report card
- Dramatic decrease in discipline referrals from January to June

BURKE MIDDLE HIGH SCHOOL



WELLNESS INITIATIVE

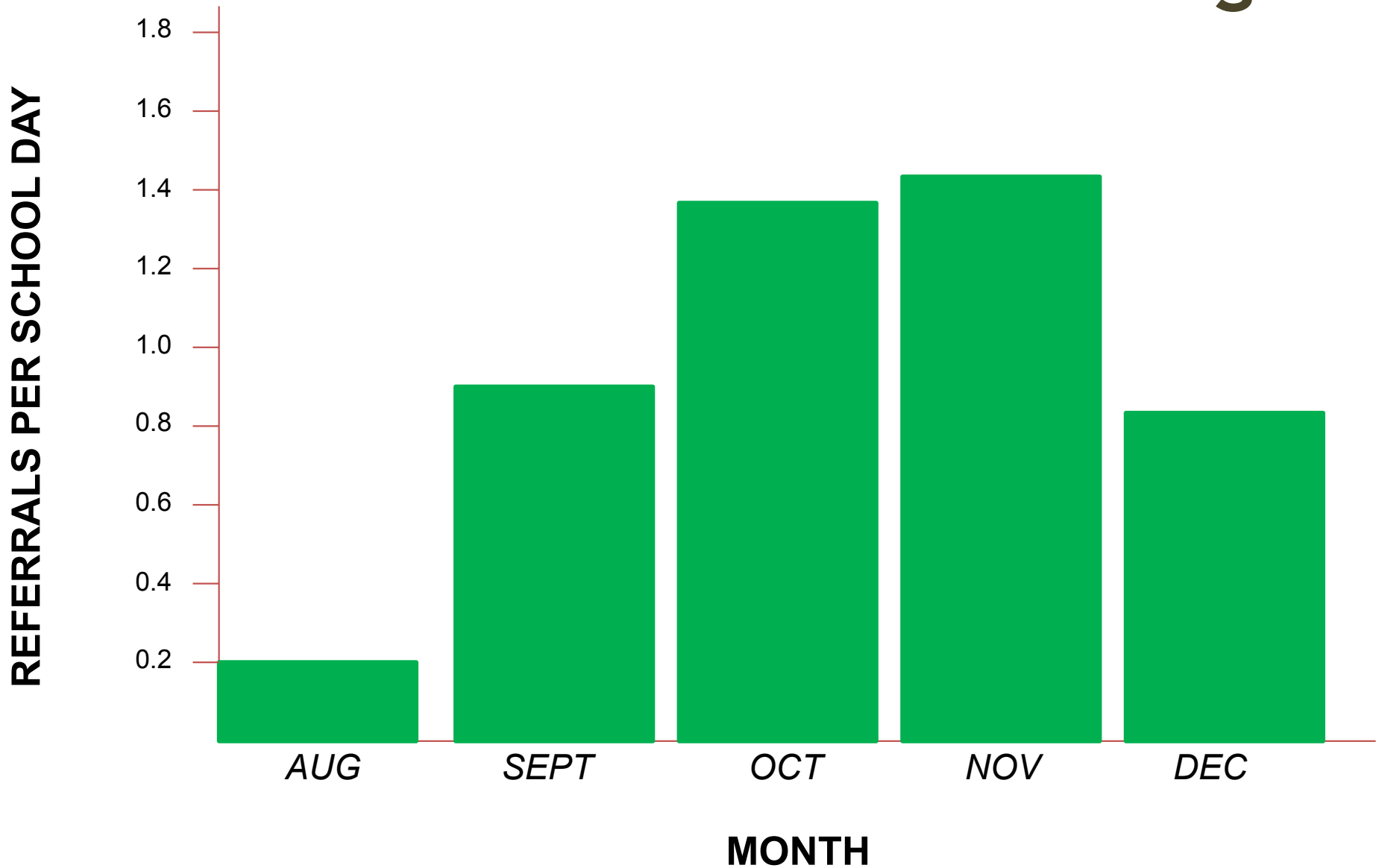
iPE

Intensive Physical Education

- **22 Males**
- **Lowest Academic Performers**
- **Highest Behavioral Problems**
(8 or more referrals first semester)

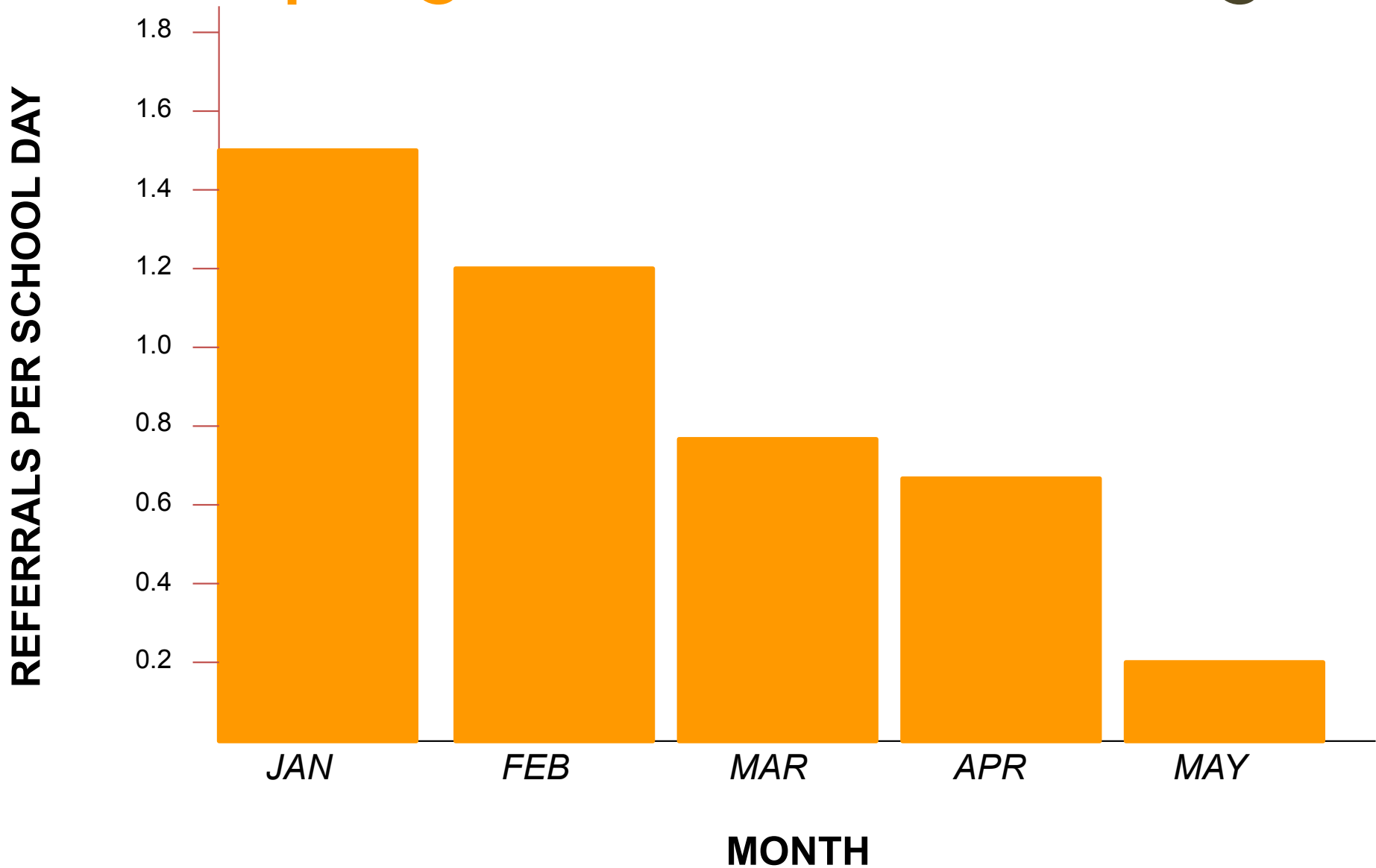
BMHS 7th Grade Boys Discipline

Fall 2011 Referral Trending

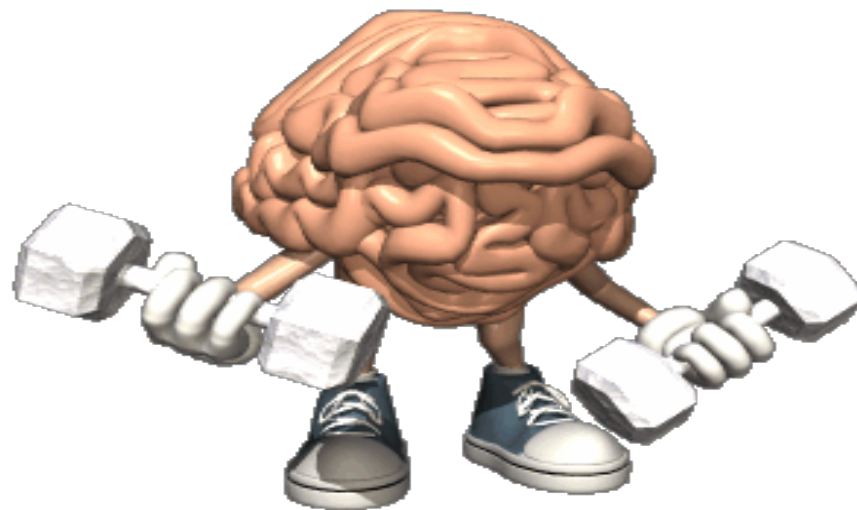


BMHS 7th Grade Boys Discipline


Spring 2011 Referral Trending



Does Physical Activity Change our Brains?



BURKE MIDDLE HIGH SCHOOL



WELLNESS INITIATIVE

	7 Fall Reading RIT	7 Spr Reading RIT	Differer	Target Goal	Goal Met?
MB	212	218	6	216	Yes
SC	201	205	4	205	Yes
AC	199	215	16	203	Yes
JD	208	211	3	212	Yes
DF	209	226	17	213	Yes
AG	200	218	18	204	Yes
JH	199	209	10	203	Yes
AH	197	202	5	201	Yes
TL	222	239	17	225	Yes
GM	216	226	10	219	Yes
AR	220	226	6	223	Yes
ES	202	216	14	207	Yes
OT	174	186	12	180	Yes
PB	203	205	2	207	No
MC	215	218	3	219	No
DE	206	204	-2	210	No
AG		210		218	No
CG	206	202	-4	210	No
DG	203	201	-2	207	No
TH	222	219	-3	225	No
AW	206	208	2	210	No
DW	217	200	-17	221	No

BMHS 7th grade boys Reading MAP Data

Fall 2011 to Spring 2012

Fall Scores Indicate They Were Reading at a
Fourth Grade Level

**AVERAGE
MAP POINT
GAIN:
5.6**



in 4 months these
7th graders made
a year and half's growth
in their Reading
MAP scores

Reading MAP Data
BMHS 7th grade boys

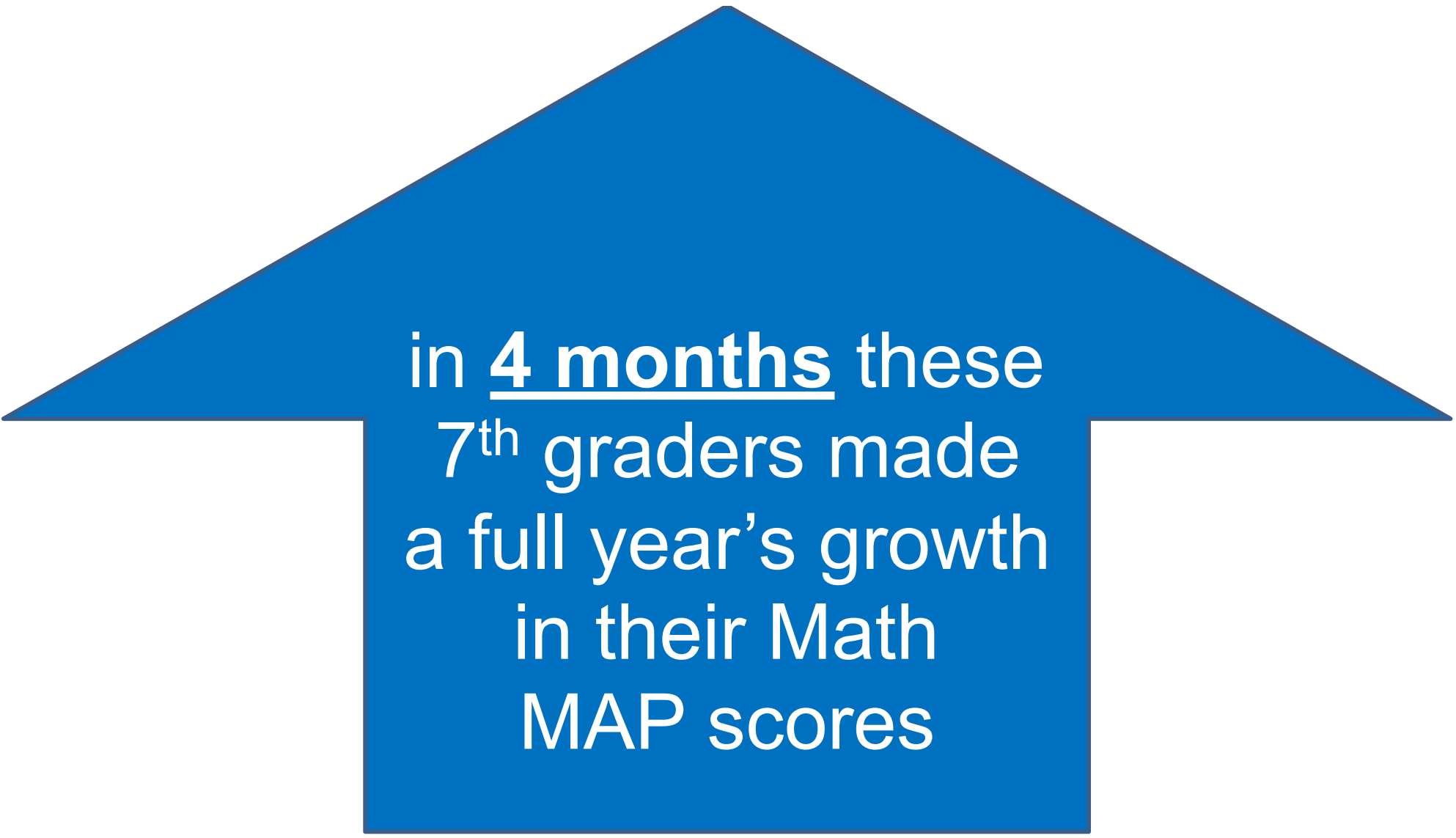
Fall 2011 to Spring 2012

	7 Fall Math	7 Spr Math	Differer	Target Goal	Goal Met?
PB	208	215	7	213	Yes
SC	203	223	20	208	Yes
MC	206	219	13	211	Yes
JD	227	234	7	232	Yes
DE	196	209	13	200	Yes
DF	225	240	15	230	Yes
AG	210	220	10	215	Yes
CG	206	211	5	211	Yes
JH	212	220	8	217	Yes
TH	201	218	17	206	Yes
GM	211	222	11	216	Yes
AW	206	222	16	211	Yes
MB	203	206	3	208	No
AC	215	218	3	220	No
AG	223	219	-4	228	No
DG	212	211	-1	217	No
AH	198	200	2	203	No
TL	244	239	-5	249	No
AR	241	242	1	246	No
ES	203	201	-2	208	No
OT	182	186	4	187	No
DW	205	206	1	210	No
	Gross Gain		4.7		

BMHS 7th grade boys Math MAP Data

Fall 2011 to Spring 2012
 Fall Scores Indicate They Were
 Performing On a Fourth Grade Level

**AVERAGE
 MAP POINT
 GAIN:
 4.7**



in 4 months these
7th graders made
a full year's growth
in their Math
MAP scores

Math MAP Data
BMHS 7th grade boys

Fall 2011 to Spring 2012

Northwoods Middle School

BS

- 7th grade, male
- 504 plan for ADHD
- Single parent home, free/reduced price lunch
- 17 discipline referrals from August- January

Academic Highlights:

- Increased or maintained grades in ALL subjects

Northwoods Middle School

JB

- 8th grade, male
- IEP for ADHD, head trauma
- Single parent home, free/reduced price lunch
- As 6th & 7th grade student at ABMS: finished in top 5 for most discipline referrals

Academic Highlights:

- Increased or maintained grades in ALL subjects
- Social Studies award for most improved student
- 4th Quarter A/B Honor Roll
- Spring MAP scores for reading increased 22 points since the January test date

Northwoods Middle School

JD

- 8th grade, male
- Grandmother is caretaker, free/reduced price lunch
- 12 discipline referrals Aug-Jan

Academic Highlights:

- Improved or maintained grades in ELA, Reading, Math & Social Studies
- Spring MAP scores for reading increased 18 points since the January test date

Northwoods Middle School

CJ

- 6th grade, male
- Grandmother is caretaker, free/reduced price lunch
- New student in December: 7 referrals in first four weeks
- Prior history of extreme anger/behavior concerns

Academic Highlights:

- Increased or maintained grades in Math, Science and Social Studies
- Increased MATH MAP scores by 17 points from January test date

Northwoods Middle School

AW

- 6th grade, male
- Single parent home, free/reduced price lunch
- Frequent behavior outbursts that disrupted class

Academic Highlights:

- Increased or maintained grades in ALL subjects
- Increased MATH MAP scores by 16 points from January test date
- Increased READING MAP scores by 15 points since October test date

Northwoods Middle School

MW

- 8th grade, male
- 20 discipline referrals from August- January
- Free/reduced price lunch

Academic Highlights:

- Increased grades in ALL subjects
- First time in 4 years that student has been outright promoted to the next grade level