

## **CARDIO KIDS STEPPER**

**MODELS: 670, 671, 772**



***"Motivating Kids to Move!"***

***www.kidsfit.com***




***2130 Cainhoy Road***

***Huger, SC 29450***

## ***Important Instructions***

Please read these instructions carefully before using the equipment for the first time. They contain information which is important for your safety as well as for the use and maintenance of the unit. Keep these instructions in a safe place or reference purposes, to assist you when ordering spare parts, and maintenance work.

## ***For Your Safety***

-  ATTENTION! This training device should be used only for its intended purpose.
-  ATTENTION! Any other use of the equipment is prohibited and may be dangerous. The manufacturer cannot be held liable for damage or injury caused by improper use of the equipment.
- Incorrect repairs and structural modifications may endanger the safety of the user.
- Worn or damaged parts should be replaced immediately and the equipment taken out of use until they have been repaired. Damaged components may endanger your safety or reduce the lifetime of the equipment.
- If the equipment is in regular use, check all its components thoroughly every 1-2 months. Pay particular attention to the tightness of bolts and nuts.
-  ATTENTION! Instruct children on possible sources of danger during exercising.
- Always wear suitable shoes when using exercise equipment.
- In choosing the location of the equipment, ensure it is a safe distance from any obstacles.
- The surface on which the unit is placed must be firm and even. Place rubber or straw mats under it to deaden any noise or impacts.

## ***Handling the equipment***

- It is not recommended to use or store the unit in a damp room as this may cause it to rust. Please ensure that no part of the machine comes in contact with liquids (drinks, perspiration, etc.). This may cause corrosion.
- Damaged components may endanger your safety or reduce the lifetime of the equipment. For this reason, worn or damaged parts should be replaced immediately and the equipment taken out of use until this has been done. Use only original Kidsfit spare parts.
- To ensure that the safety level is kept to the highest possible standard, determined by its construction, this product should be serviced regularly (once a year) by a qualified service tech.
- Please ensure that liquids or perspiration never enter the machine or the electronics.
- Before beginning your first training session, familiarize yourself thoroughly with all the functions and settings of the unit.
- When choosing a place for the equipment please ensure that the floor can withstand the additional weight/ load.
- After a longer period of disuse, the hydraulic absorbers may not achieve their best performance at once. Before beginning exercising or after a period of disuse, it is recommended to activate the absorbers by several pumping movements.

- When training intensively, shock absorbers may become very hot. Please avoid contact and do not touch the shock absorbers after training.

## ***Maintenance***

- Check and maintain batteries monthly.
- Wipe down metal and plastic frame weekly using a mild cleaning solution and a damp cloth.
- Check and tighten all bolts and screws.

# CARDIO KIDS STEPPER

MODELS : 670, 671, 772  
K MODEL # 07877-000  
REPLACEMENT PARTS LIST

BOM ID	Description (contig)	07877-000 (contig)	Qty
1	STEPPER BASE	94317158	1
2	STEPPER FOOTER, BACK	91170550	1
3	1" CRUTCH TIP	32827743	1
4	STEPPER FRONT FOOTER, RIGHT	91170316	1
5	STEPPER FRONT FOOTER, LEFT	91170317	1
6	STEPPER FRONT FOOTER MOUNT	70127565	1
7	STEPPER LEG, LEFT	94315209	1
8	STEPPER LEG, RIGHT	94315205	1
9	STEPPER LEG CAP	70133320	1
10	STEPPER LEG CAP STOP	70133075	1
11	STEPPER FOOT REST, LEFT	70128737	1
12	STEPPER FOOT REST, RIGHT	70128736	1
13	STEPPER LEG BUSHING	70113795	1
14	STEPPER HANDLE COVER, BACK	70132797	1
15	STEPPER HANDLE COVER, FRONT	70132796	1
16	STEPPER HANDLE, LEFT	94315217	1
17	STEPPER HANDLE, RIGHT	94315221	1
18	COMPUTER ST	94315227	1
19	ADJUSTABLE SHOCK P705		1
20	STEPPER MIDDLE	94315216	1
21	STEPPER BASE COVER	70132792	1
22	MAGNET SENSOR BRACKET	70132791	1
23	SENSOR MOUNT	70132793	1
24	SENSOR	67000144	1
25	STEPPER MID SUPPORT BRACKET	94315215	1
26	STEPPER RUBBER GROMMIT	70132297	1
27	1" ALUMINUM CAP	P351	1

