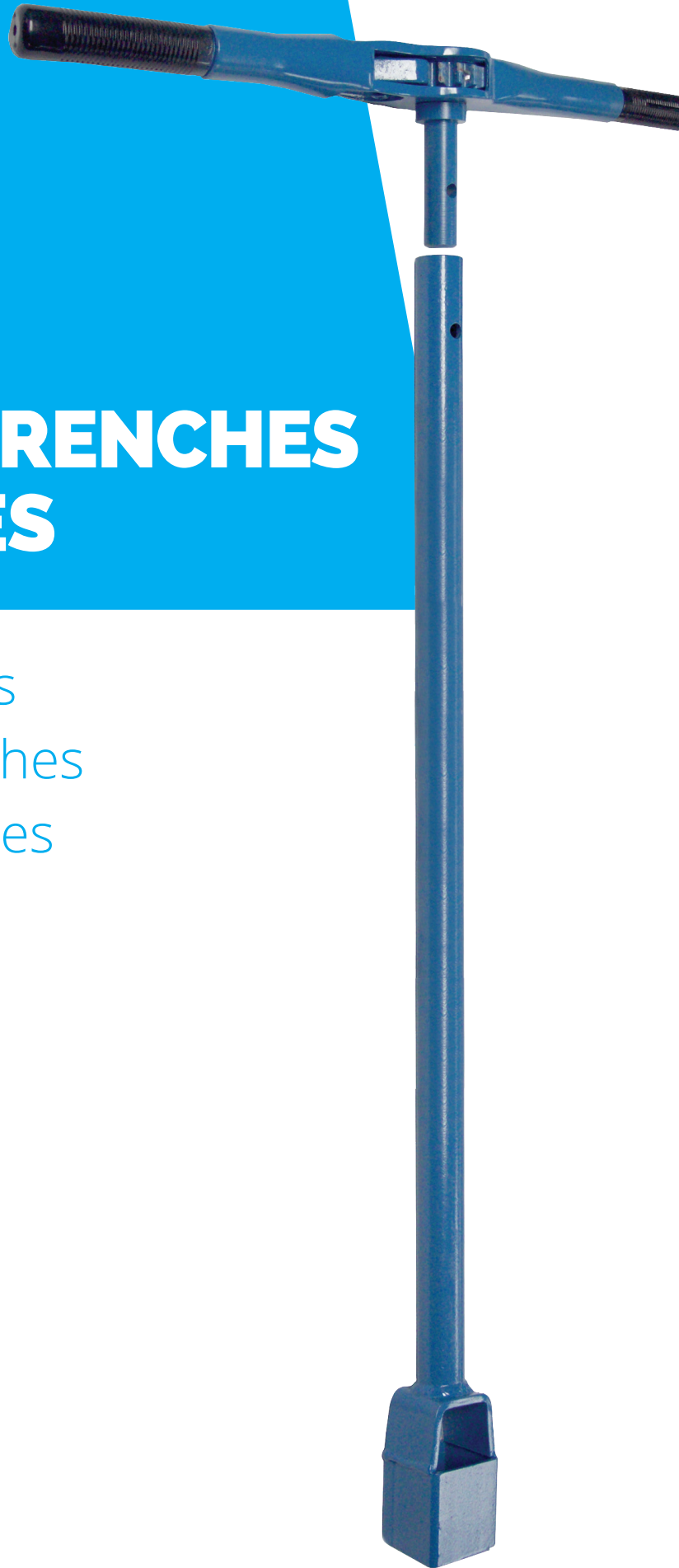




# GATE VALVE WRENCHES & ACCESSORIES

Ratchet Gate Wrenches  
Telescopic Gate Wrenches  
Standard Gate Wrenches  
Extensions  
Accessories



# GATE VALVE WRENCHES & ACCESSORIES

## Ratchet Gate Wrench or Handle (Only)

### Ratchet Gate Handle


The new Ratchet Gate Wrench Handle makes operating a gate valve much easier. No more pushing and pulling a solid handle around and around. The gate wrench handle can be purchased separately or with standard 6 ft. gate wrench extension. It also can be adapted to existing gate wrenches by cutting off the handle and inserting and pinning the two together (template and pin included).



Aluminum Ratchet Gate Handle



Steel Ratchet Gate Handle



Stamped witness mark for counting number of turns.

- One man operation
- Rubber grips for safety and comfort
- Standard 6 ft. length - Other lengths available on request
- 2" socket can be provided in swivel design if desired



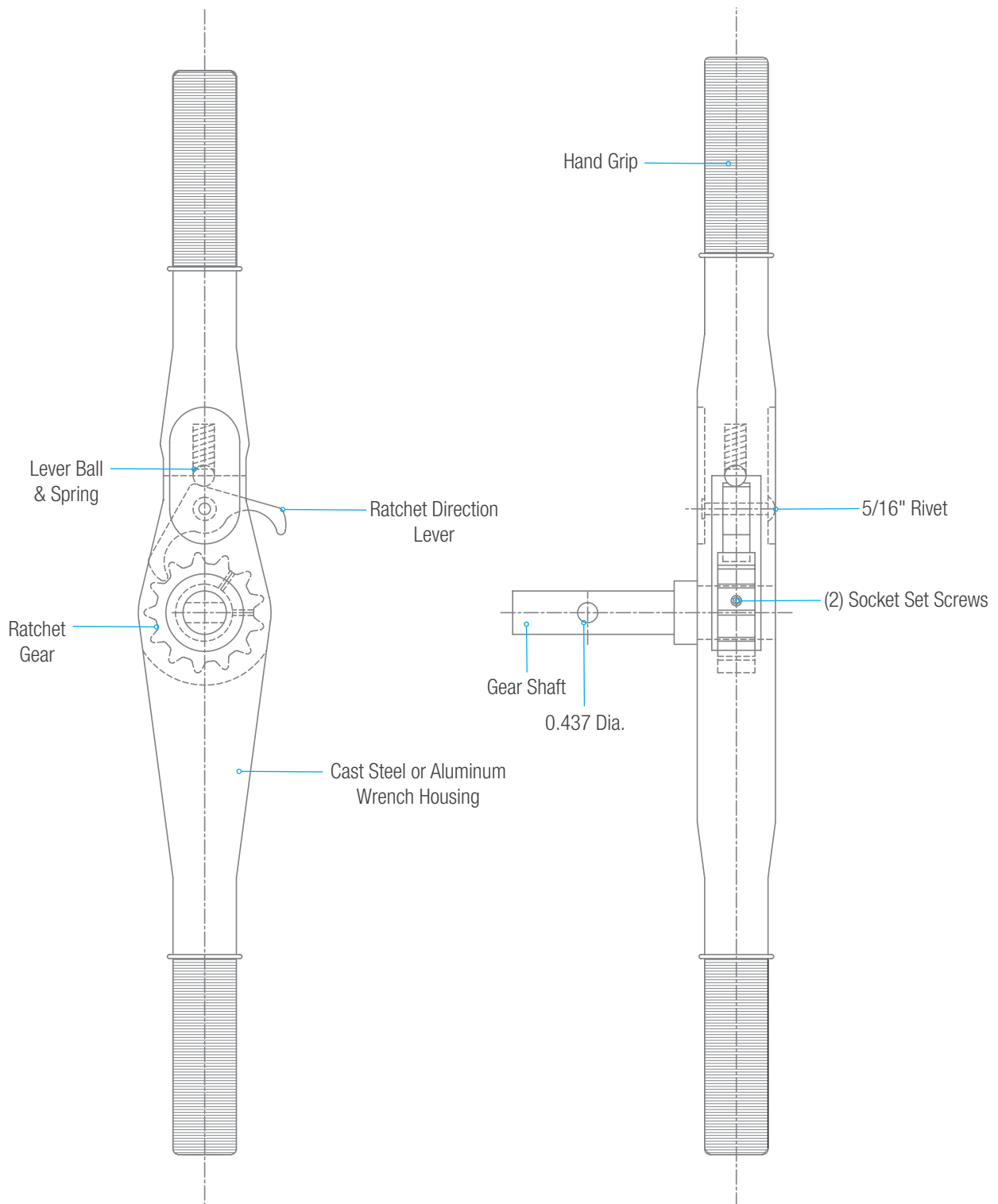
Optional Swivel Nut

PRODUCT DESCRIPTION	LENGTH	WT.	PART NO.
Aluminum Ratchet Gate Wrench	6 ft.	24 lbs.	63213 RHA
Aluminum Ratchet Gate Wrench	7 ft.	25 lbs.	63208 3RHA
Aluminum Ratchet Gate Wrench	8 ft.	25 lbs.	63216 RHA
Aluminum Ratchet Gate Wrench	9 ft.	26 lbs.	63216 1RHA
Aluminum Ratchet Gate Wrench	10 ft.	29 lbs.	63217 RHA
Aluminum Ratchet Gate Wrench	11 ft.	29 lbs.	63217 1RHA
Aluminum Ratchet Gate Wrench	12 ft.	29 lbs.	63208 5RHA
Aluminum Ratchet Handle	—	29 lbs.	63209 2RH
Steel Ratchet Gate Wrench	6 ft.	30 lbs.	63213 RHS
Steel Ratchet Gate Wrench	7 ft.	31 lbs.	63208 3RHS
Steel Ratchet Gate Wrench	8 ft.	31 lbs.	63216 RHS
Steel Ratchet Gate Wrench	9 ft.	32 lbs.	63216 1RHS
Steel Ratchet Gate Wrench	10 ft.	35 lbs.	63217 RHS
Steel Ratchet Gate Wrench	11 ft.	37 lbs.	63217 1RHS
Steel Ratchet Gate Wrench	12 ft.	41 lbs.	63208 5RHS
Steel Ratchet Handle	—	10 lbs.	63209 3RH

# GATE VALVE WRENCHES & ACCESSORIES

## Ratchet Gate Handle

### Aluminum & Steel Ratchet Gate Handle




# GATE VALVE WRENCHES & ACCESSORIES

## Telescopic Gate Wrenches

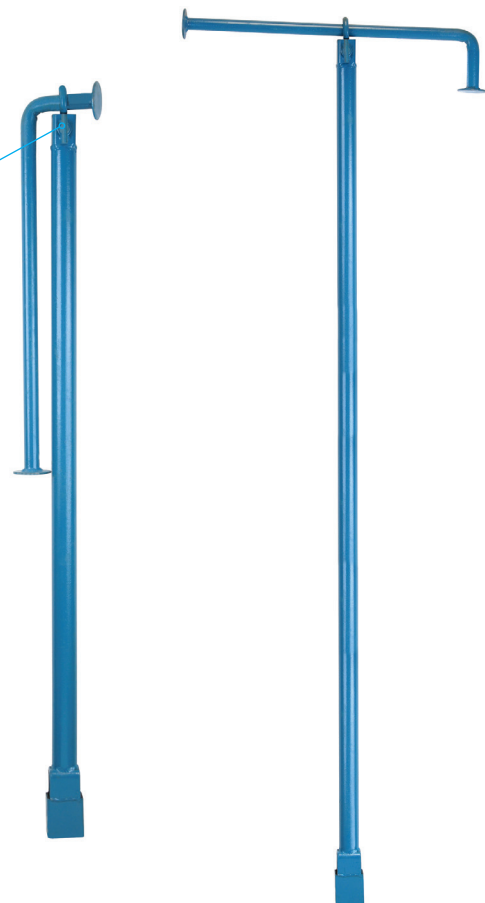
### Straight Handle Telescopic Gate Wrenches

Telescopic Gate Wrenches are adjustable at the top and have a positive stop to prevent the bottom section from pulling free. A thumb screw secures the sections in position after length adjustment is made. The straight handle wrench is available in two adjustment lengths; 4'-8' and 6'-10'. The bottom shaft is made of 1¼" heavy wall tubing and the telescopic section is made of 1" square tubing. The handle is 24" long and made of 7/8" solid round stock.



### Folding Handle Telescopic Gate Wrenches

The folding handle model allows for easy storage and shipping. It has an adjustment length of 52"-84". The bottom shaft is made of 1¼" heavy wall tubing and the telescopic section is made of 1" square tubing. The handle is 24" long and made of 1" solid round stock.




PRODUCT DESCRIPTION	LENGTH	WT.	PART NO.
Straight Handle Telescopic Gate Wrench	4 ft. - 8 ft.	20 lbs.	63213 3
Straight Handle Telescopic Gate Wrench	6 ft. - 10 ft.	24 lbs.	63213 4
Folding Handle Telescopic Gate Wrench	52 in. - 84 in.	20 lbs.	63213 2

# GATE VALVE WRENCHES & ACCESSORIES

## Standard Gate Wrenches & Extensions

### Standard Gate Wrenches

The shaft is made of 1" Schedule 80 steel pipe and has a heavy arch and a 2" square socket end. The handle is 24" long. Op-tional 2" swivel nut square socket end is available.



Optional Swivel Nut

### Gate Wrench Extension Stems

Each Extension Stem has a centering ring to keep it aligned in the valve box. It has a 2" heavy square socket on one end and a 2" heavy square nut on the other. Shafts are 1 1/4" Schedule 40 pipe. Other shafts available on request. \*Optional cup point set screws are available on request.



Standard Extension Stem With Fixed Operating Nut & Fixed Socket

**NOTE:** Extension stems are also available in stainless steel. Gate Stem Extension bottom and top nuts are available to make your own extension stems. See page 26.

PRODUCT DESCRIPTION	LENGTH	WT.	PART NO.
Standard Gate Wrench	3 ft.	15 lbs.	63208
Standard Gate Wrench	4 ft.	16 lbs.	63208 1
Standard Gate Wrench	5 ft.	18 lbs.	63208 2
Standard Gate Wrench	6 ft.	20 lbs.	63213
Standard Gate Wrench	7 ft.	21 lbs.	63208 3
Standard Gate Wrench	8 ft.	21 lbs.	63216
Standard Gate Wrench	9 ft.	22 lbs.	63216 1
Standard Gate Wrench	10 ft.	25 lbs.	63217
Standard Gate Wrench	11 ft.	27 lbs.	63217 1
Standard Gate Wrench	12 ft.	31 lbs.	63208 5
Gate Wrench Extension Stem	1 ft.	6 lbs.	63209
Gate Wrench Extension Stem	2 ft.	6 lbs.	63209 2
Gate Wrench Extension Stem	3 ft.	8 lbs.	63209 3
Gate Wrench Extension Stem	4 ft.	12 lbs.	63209 4
Gate Wrench Extension Stem	5 ft.	14 lbs.	63209 5
Gate Wrench Extension Stem	6 ft.	17 lbs.	63209 6
Gate Wrench Extension Stem	7 ft.	20 lbs.	63209 7
Gate Wrench Extension Stem	8 ft.	24 lbs.	63209 8
Gate Wrench Extension Stem	9 ft.	30 lbs.	63209 9
Gate Wrench Extension Stem	10 ft.	32 lbs.	63209 10
Gate Wrench Extension Stem	11 ft.	32 lbs.	63209 11
Gate Wrench Extension Stem	12 ft.	35 lbs.	63209 12

# GATE VALVE WRENCHES & ACCESSORIES

## Gate Wrench Accessories

### Gate Stem Extension Bottom and Top Nut

Gate Stem Extension Nuts allow you to make your own gate valve extension stems by simply welding, pinning or bolting a length of pipe between them. They are available with attached pipe (shown below) designed to fit inside standard 1¼" pipe, or as nuts only.




Top Nut with Pipe Shaft



Bottom Nut with Pipe Shaft

### Gate Wrench End (only)



Opening Direction Plate  
Reversible for Open Right  
or Open Left

PRODUCT DESCRIPTION	WT.	PART NO.
Gate Stem Ext. Top Nut	2 lbs.	05795 A
Gate Stem Ext. Bottom Nut	2 lbs.	05796 A
Gate Stem Ext. Top Nut w/Pipe	2½ lbs.	05797A
Gate Stem Ext. Bottom Nut w/Pipe	2½ lbs.	05798 A
Opening Direction Plate	1½ lbs.	05800 A
Gate Wrench End (only)	2 lbs.	63218