





Nombre \_\_\_\_\_



Calentamiento: ¡A Moverse!  
Busca y toca algo negro en  
la sala.

## Colorear Animales

Colorea el gato de color negro. Colorea el perro de color marrón. Colorea el elefante de color gris. Colorea el cerdo de color rosa.


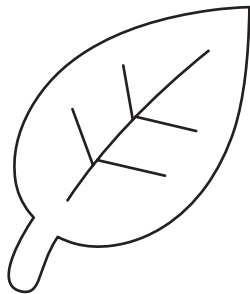







Nombre \_\_\_\_\_

Calentamiento: ¡A Moverse!  
Ve a buscar y toca algo amarillo en  
la sala.

## Colorear y Dibujar Objetos

Colorea las imágenes. Dibuja otro objeto que sea del mismo color.



Nombre \_\_\_\_\_



Calentamiento: ¡A Moverse!  
Busca y toca algo verde  
en la sala.

## Mezclar Colores

Usa pintura y mezcla los colores en cada círculo. Nombra los colores resultantes.

red + yellow

yellow + blue

blue + red



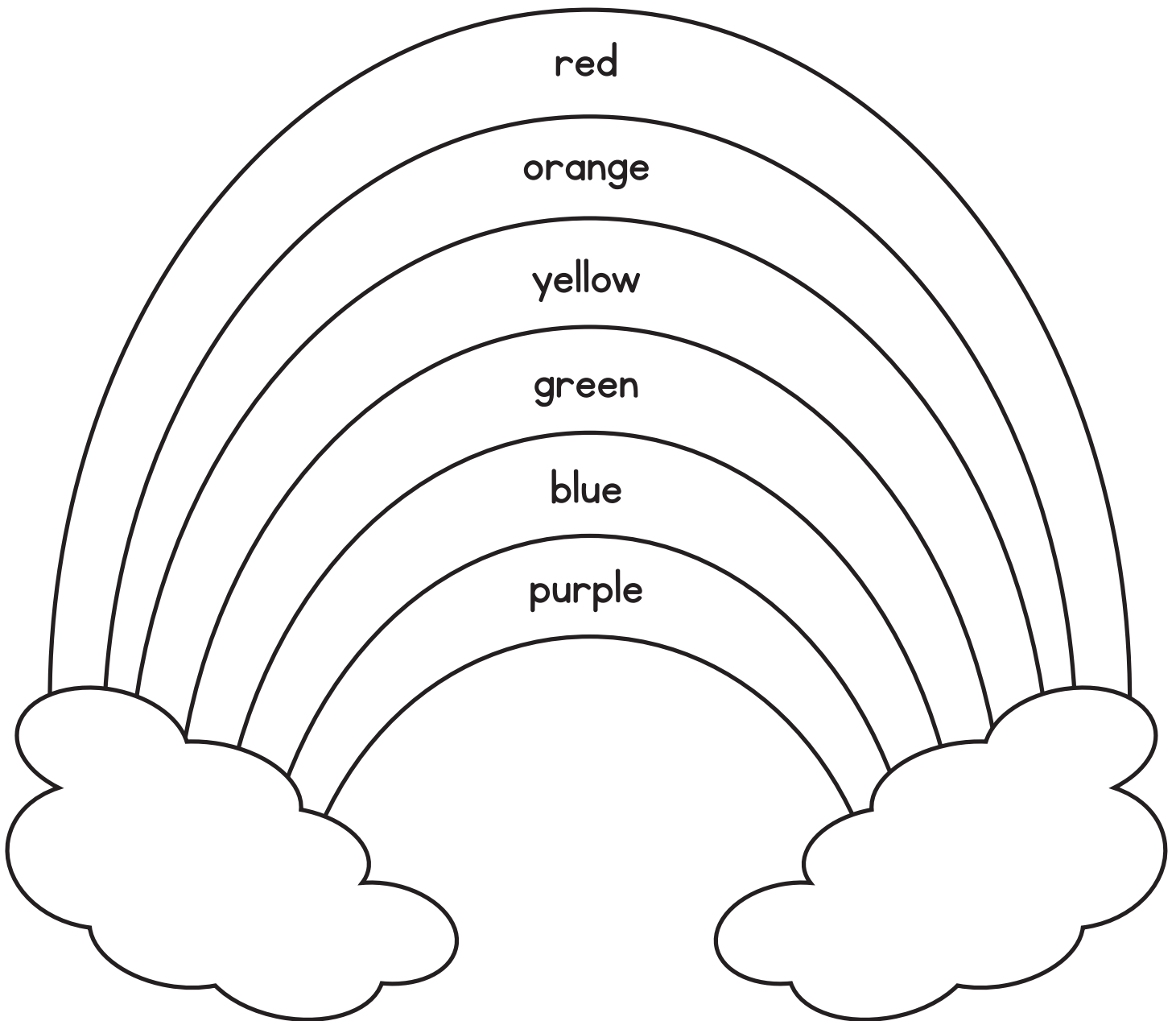
Nombre \_\_\_\_\_

Calentamiento: ¡A Moverse!

Haz como si pintases un arco iris en el cielo. Mueve los brazos en el aire de un lado al otro.

## Colorear un Arco Iris

Colorea el arco iris.



## **PK - All (Early Math) Colors**

### **Coloring Animals**

Warm Up: Students should find and touch something black.

Check students' coloring.

black cat, brown dog, gray elephant, pink pig

### **Coloring and Drawing Objects**

Warm Up: Students should find and touch something yellow.

Check students' coloring and drawings.

yellow sun, red (or green) apple, orange pumpkin, green (or fall-colored) leaf

### **Mixing Colors**

Warm Up: Students should find and touch something green.

Check students' color mixing.

From top to bottom and left to right: orange, green, purple

### **Coloring a Rainbow**

Warm Up: Students should sweep their arms from side to side and pretend to paint a rainbow in the sky.

Check students' coloring.

