

# Getting Started for Parents and Students: eBooks and Free Online Resources

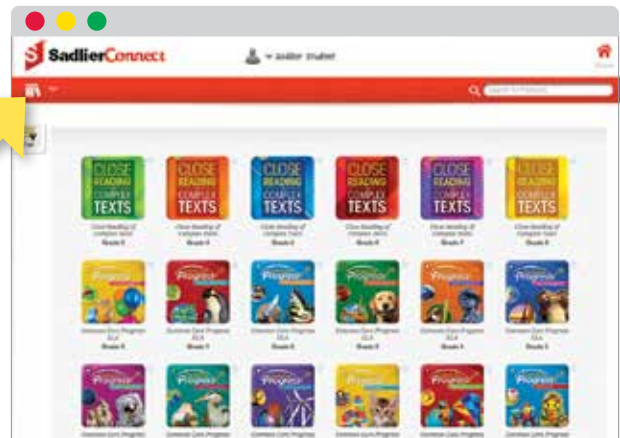
Online eBooks provide the same quality content as our print editions. Online resources enrich learning with additional practice, games, and activities. We recommend you keep your work in a dedicated folder for the work you complete at home.


## Access eBooks

1. Log in to *Sadlier Connect* with link provided. Enter the provided username and password and click *Log In*.



2. Click on the program you want to work in and the appropriate grade level. For easy access, click on the arrow next to the book icon in the red bar and select the program and grade level.




3. Click the Unit/Lesson/Chapter on the left and then the Resource you want to work on. You can see a preview of the resource on the right if you click .



## Access Free Online Resources


From videos and audio files to interactive games and additional practice, students have a variety of learning tools at their fingertips.

1. Go to **www.SadlierConnect.com**.
2. Click *Let's Go* in the purple *Student & Family Resources* box. (No log in required.)



3. Select the Sadlier program you'd like resources for.



4. Click the Grade, Unit/Lesson/Chapter on the left and then the Resource you want to use. You can see a preview of the resource on the right if you click .

## Get Help

Contact Customer Service  
Monday through Friday, 9 a.m.–6 p.m. EDT  
**CustomerService@sadlier.com**

