



Summer Model

We Believe™ and *We Live Our Faith™* *Catholic Identity Editions*

Including Catholic Identity Retreats
Grades K–8



Summer Model Sessions



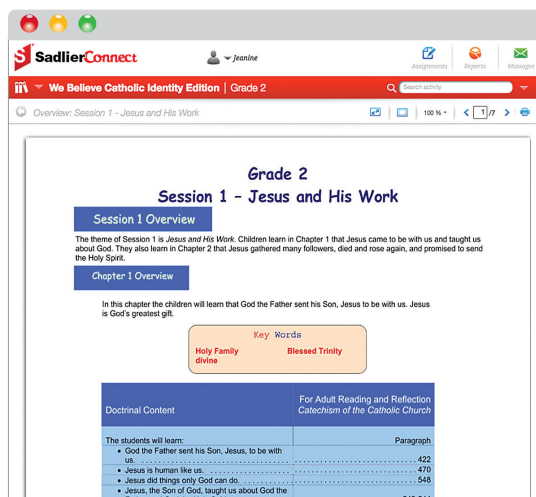
Dear Catechetical Leader,

Session planning guides are available at Religion.SadlierConnect.com for using *We Believe* and *We Live Our Faith* in a summer program. These summer session guides are used in conjunction with grade level catechist guides to implement a two-week summer program.

At each grade level of *We Believe* and *We Live Our Faith*, there are four Catholic Identity Retreats. The retreat themes are related to the Four Pillars of the Catechism of the Catholic Church: Creed, Liturgy & Sacraments, Morality, and Prayer. This Summer Model document is a supplement. It includes three sessions for each grade level to incorporate a Catholic Identity Retreat. If time allows, you could plan a fourth retreat or substitute the fourth retreat to complement any theme or focus you might have.

Use this Summer Model supplement, plus the summer session guides at Religion.SadlierConnect.com to include retreats in your program and nourish students' spiritual growth.

To Implement Summer Sessions with Retreats	To Implement Summer Sessions without Retreats
Materials:	Materials:
Student Book	Student Book
Summer Session guides at Religion.SadlierConnect.com	Summer Session guides at Religion.SadlierConnect.com
Catechist Guide	Catechist Guide
Catholic Identity Retreat Leader's Guide	
Summer Model document	
Music CDs	Music CDs



Summer Session Guides,
Religion.SadlierConnect.com

	Grade K	Grade 1	Grade 2
Session 1	<i>God Made the World and Light</i> Chapters 1, 2 Catholic Identity Retreat: Creed, Leader's Guide	<i>God and Jesus</i> Chapters 1, 2 Catholic Identity Retreat: Creed, Leader's Guide	<i>Jesus and His Work</i> Chapters 1, 2 Catholic Identity Retreat: Creed, Leader's Guide
Session 2	<i>God Made the Water and Land</i> Chapters 3, 4	<i>The Holy Family and God's Love</i> Chapters 3, 4	<i>Sacraments and Baptism</i> Chapters 3, 4
Session 3	<i>God Made the Animals and All People</i> Chapters 5, 8	<i>Teacher and Followers</i> Chapters 5, 8	<i>Confirmation and the Bible</i> Chapters 5, 8
Session 4	<i>God Made Us and Our Senses</i> Chapters 9, 10	<i>Risen Jesus and the Holy Spirit</i> Chapters 9, 10	<i>Following the Commandments</i> Chapters 9, 10
Session 5	<i>Families and Friends</i> Chapters 11, 12	<i>Church Helpers and Leaders</i> Chapters 11, 12	<i>Penance and Reconciliation</i> Chapters 11, 12 Catholic Identity Retreat: Morality, Leader's Guide
Session 6	<i>Mary and Jesus</i> Chapters 15, 16	<i>Celebrating in the Parish</i> Chapters 15, 16	<i>The Eucharist and the Mass</i> Chapters 15, 16
Session 7	<i>Jesus</i> Chapters 17, 18	<i>Water and Light</i> Chapters 17, 18 Catholic Identity Retreat: Liturgy & Sacraments, Leader's Guide	<i>Word and Eucharist</i> Chapters 17, 18
Session 8	<i>Love and Church, the Family of God</i> Chapters 19, 22 Catholic Identity Retreat: Morality, Leader's Guide	<i>Celebrating God's Forgiveness and the Eucharist</i> Chapters 19, 22	<i>Called by God</i> Chapters 19, 22
Session 9	<i>Prayer and the Mass</i> Chapters 23, 24 Catholic Identity Retreat: Prayer, Leader's Guide	<i>Worshiping God and Sharing God's Love</i> Chapters 23, 24 Catholic Identity Retreat: Morality, Leader's Guide	<i>Community and Prayer</i> Chapters 23, 24 Catholic Identity Retreat: Prayer, Leader's Guide
Session 10	<i>Caring and Sharing</i> Chapters 25, 26	<i>Honoring Mary and the Saints and Caring for God's Creation</i> Chapters 25, 26	<i>Honoring Saints and Respecting Creation</i> Chapters 25, 26

	Grade 3	Grade 4	Grade 5
Session 1	<i>Jesus Teaches Us</i> Chapters 1, 2	<i>Our Savior Teaches Us</i> Chapters 1, 2	<i>We Follow Jesus and Witness to Him</i> Chapters 1, 2 Catholic Identity Retreat: Creed, Leader's Guide
Session 2	<i>Jesus and the Holy Spirit</i> Chapters 3, 4 Catholic Identity Retreat: Creed, Leader's Guide	<i>Making Choices</i> Chapters 3, 4	<i>Sacraments: Signs of Jesus' Love</i> Chapters 3, 4
Session 3	<i>Jesus' Followers and the Church</i> Chapters 5, 8	<i>Unity</i> Chapters 5, 8 Catholic Identity Retreat: Creed, Leader's Guide	<i>New Life in Christ</i> Chapters 5, 8
Session 4	<i>We Learn and We Pray</i> Chapters 9, 10	<i>Honoring God</i> Chapters 9, 10	<i>Confirmation and Eucharist</i> Chapters 9, 10
Session 5	<i>Service and Holiness</i> Chapters 11, 12	<i>Honoring the Lord's Day</i> Chapters 11, 12	<i>Celebrating the Eucharist and Praying</i> Chapters 11, 12
Session 6	<i>Celebrating the Sacraments</i> Chapters 15, 16 Catholic Identity Retreat: Liturgy & Sacraments, Leader's Guide	<i>Respect</i> Chapters 15, 16	<i>Jesus Forgives</i> Chapters 15, 16
Session 7	<i>Choosing to Love God</i> Chapters 17, 18	<i>Sharing Love and Justice</i> Chapters 17, 18	<i>Jesus Shares in Our Suffering</i> Chapters 17, 18
Session 8	<i>Praying for Healing and Peace</i> Chapters 19, 22	<i>Living in Truth and Modesty</i> Chapters 19, 22 Catholic Identity Retreat: Morality, Leader's Guide	<i>Mary, Our Model of Virtue</i> Chapters 19, 22
Session 9	<i>The Church in the World</i> Chapters 23, 24	<i>Growing in Generosity and Holiness</i> Chapters 23, 24	<i>Jesus Calls Us</i> Chapters 23, 24 Catholic Identity Retreat: Liturgy & Sacraments, Leader's Guide
Session 10	<i>Saints and the Kingdom of God</i> Chapters 25, 26 Catholic Identity Retreat: Prayer, Leader's Guide	<i>Our Catholic Calling as Disciples</i> Chapters 25, 26 Catholic Identity Retreat: Prayer, Leader's Guide	<i>The Church's Mission</i> Chapters 25, 26 Catholic Identity Retreat: Prayer, Leader's Guide

	Grade 6	Grade 7	Grade 8
Session 1	<i>God in Creation</i> Chapters 1, 2 Catholic Identity Retreat: Creed, Leader's Guide	<i>God Reveals the Truth</i> Chapters 1, 2 Catholic Identity Retreat: Creed, Leader's Guide	<i>Responding to God's Goodness</i> Chapters 1, 2 Catholic Identity Retreat: Creed, Catechist Guide
Session 2	<i>Sin</i> Chapters 3, 4	<i>Loving Relationships</i> Chapters 3, 4	<i>God's Law and the Great Commandment</i> Chapters 3, 4
Session 3	<i>Our Ancestors in Faith</i> Chapters 5, 8	<i>Jesus and the Holy Spirit</i> Chapters 5, 6	<i>Keeping the Commandments</i> Chapters 5, 6
Session 4	<i>From the Wilderness to Canaan</i> Chapters 9, 10 Catholic Identity Retreat: Liturgy & Sacraments, Leader's Guide	<i>Jesus the Messiah</i> Chapters 7, 8	<i>Church Beginnings and Growth</i> Chapters 7, 8
Session 5	<i>David and Solomon</i> Chapters 11, 12	<i>The Power of God</i> Chapters 9, 10	<i>The Middle Ages</i> Chapters 9, 10
Session 6	<i>Prophets Proclaim God's Message</i> Chapters 15, 16	<i>Salvation</i> Chapters 11, 12	<i>Facing Crises</i> Chapters 11, 12
Session 7	<i>Return to the Promised Land</i> Chapters 17, 18	<i>Sharing in God's Life</i> Chapters 13, 14	<i>Enlightenment and Revolution</i> Chapters 13, 14
Session 8	<i>Jesus the Messiah</i> Chapters 19, 22	<i>Confirmation and Eucharist</i> Chapters 15, 16 Catholic Identity Retreat: Liturgy & Sacraments Catechist Guide	<i>The Catholic Church in the Modern Age</i> Chapters 15, 16 Catholic Identity Retreat: Morality, Catechist Guide
Session 9	<i>Resurrection and New Life</i> Chapters 23, 24	<i>Sacraments of Healing and Service</i> Chapters 17, 18	<i>Our Call and Our Commitment</i> Chapters 17, 18
Session 10	<i>The Church's Ministry</i> Chapters 25, 26 Catholic Identity Retreat: Morality, Leader's Guide	<i>Vocations and Virtues</i> Chapters 19, 20	<i>Continuing the Work of Christ</i> Chapters 19, 20
Session 11		<i>Living as Disciples of Jesus</i> Chapters 21, 22	<i>The Church and Jesus' Presence</i> Chapters 21, 22
Session 12		<i>The Communion of Saints and Prayer</i> Chapters 23, 24 Catholic Identity Retreat: Prayer, Catechist Guide	<i>Church Service and Communion</i> Chapters 23, 24 Catholic Identity Retreat: Prayer, Catechist Guide

Session 1—God Made the World and Light

Session 1 Overview

The theme of Session 1 is *God Made the World and Light*. The children learn in Chapter 1 that God made the world. They also learn in Chapter 2 that God made our sources of light—the sun, the moon, and the stars.

The Catholic Identity Retreat: Creed is placed here in Session 1. When you choose this option eliminate Project Disciple activities or send them home.

Go to Religion.SadlierConnect.com, for both chapters' correlations to:

- Six Tasks of Catechesis
- Catholic Social Teaching
- *Catechetical Formation in Chaste Living*

Chapter 1 Overview

In this chapter, the children will learn that God made the world and that he made all things good.

Doctrinal Content	For Adult Reading and Reflection <i>Catechism of the Catholic Church</i>
The children will learn:	Paragraph
• God made the whole world	295
• Everything God made is good	299

Chapter 2 Overview

In Chapter 1 the children learned that God made the world and that he made all things good. In this chapter, the children will learn that light is one of the things that God made for us.

Doctrinal Content	For Adult Reading and Reflection <i>Catechism of the Catholic Church</i>
The children will learn:	Paragraph
• God made the sun	344
• God made the moon and the stars	290

Session Planning Guide

Session Steps	Session Presentation	Session Notes
1 We Gather		
Page 19 Psalm 89:12	<ul style="list-style-type: none"> • Proclaim a psalm verse. • Name things God made in the picture. • Discuss what we can tell friends about God's world. 	For the prayer space: small table, tablecloth in the color of the liturgical season, streamers or balloons, globe, small objects or pictures to represent God's gifts of creation
	<ul style="list-style-type: none"> • View Video: <i>God Gives Us Light</i>. 	Religion.SadlierConnect.com Video Reproducible Master 2 (back of Catechist Guide)
	<ul style="list-style-type: none"> • Complete other Enrichment Ideas. 	Catechist Guide, page 27D
2 We Believe		
Page 20 <i>God made the whole world.</i>	<ul style="list-style-type: none"> • Talk about the many things that fill our world. • Do the picture-study activity. 	Crayons or colored pencils Optional Activity: <ul style="list-style-type: none"> • Activity Bank Multiple Intelligences: Bodily-Kinesthetic—Ask the children what they are doing over the summer to learn about God. • Curriculum Connection: Art—Ask the children to draw pictures of God's gifts. Catechist Guide, page 20
Page 21 <i>Everything God made is good.</i>	<ul style="list-style-type: none"> • Read about God's gifts. • Do the matching activity. 	Catechist Guide, page 21
3 We Respond		
Page 22	<ul style="list-style-type: none"> • Discuss the question. • Do the drawing activity. • Pray a "Thank you, God" prayer • Do Reproducible Master 1. 	Copies of Reproducible Master 1, Catechist Guide, page 19C Optional Activity: Activity Bank Multiple Intelligences: Bodily-Kinesthetic—Invite children to pretend to be some of the good things that God made that live in the sky, grass, and water. Catechist Guide, page 22

Session Planning Guide

Session Steps	Session Presentation	Session Notes
Project Disciple Activities		
Pages 23–24 <i>We Believe</i> booklet “Praise for God”	<ul style="list-style-type: none"> Assemble the <i>We Believe</i> booklet. Read the <i>We Believe</i> booklet. 	Catechist Guide, page 22
Page 26 Project Disciple	<ul style="list-style-type: none"> Complete student book Project Disciple Activities. 	Colored pencils or crayons
	<ul style="list-style-type: none"> View Video: <i>God Made All Things</i>. 	Religion.SadlierConnect.com Video Reproducible Master 1 (back of Catechist Guide)
	<ul style="list-style-type: none"> Complete other Enrichment Ideas. 	Catechist Guide, page 19D
Catholic Identity Retreat: Creed, Leader’s Guide pages 1–6		
Session Steps	Session Presentation	Session Notes
I Open My Heart* We Come Together for Prayer I Cherish God’s Word I Value My Catholic Faith I Celebrate Catholic Identity I Honor My Catholic Identity	<ul style="list-style-type: none"> Complete activities in student text. 	These activities should be done in a prayerful, quiet environment. Allow the children time for meditation and reflection.
In today’s session you may choose to spend 30–45 minutes on Catholic Identity Retreat. (See Leader’s Guide, page ix, for timing.)		
Optional Activities		
Religion.SadlierConnect.com	<ul style="list-style-type: none"> Chapter 1 Reproducibles and web activities. 	
Page 25 Let’s Celebrate	<ul style="list-style-type: none"> Gather the children to celebrate God’s gifts of the world. Pray <i>Let’s Celebrate God’s Gifts</i>. 	Small objects gathered for the prayer space
4 We Take a Break		

* Suggested to be done as optional activity in Lesson Plan

Session Planning Guide

Session Steps	Session Presentation	Session Notes
5 We Believe		
Page 28 <i>God made the sun.</i>	<ul style="list-style-type: none"> • Read the text about God's gift of the sun. • Draw a daytime activity. 	Crayons or colored pencils Optional Activity: Activity Bank Multiple Intelligences: Bodily-Kinesthetic— Invite children to act as a ray of the sun beaming to earth to help people. Catechist Guide, page 28
Page 29 <i>God made the moon and stars.</i>	<ul style="list-style-type: none"> • Present the text about God's gifts of the moon and the stars. • Draw a nighttime activity. 	Crayons or colored pencils Magazines, scissors, glue (optional) Optional Activity: Activity Bank Curriculum Connection: Science and Social Studies—Invite children to act out space travel and visiting the moon. Catechist Guide, page 30
6 We Respond		
Page 30	<ul style="list-style-type: none"> • Discuss places where God's gift of light is seen. • Pray by singing. • Find the hidden word on Reproducible Master 2. 	Copies of Reproducible Master 2, Catechist Guide, page 27C Optional Activity: Activity Bank Multiple Intelligences: Bodily-Kinesthetic— Invite children to pretend to be some of the good things that God made that live in the sky, grass, and water. Catechist Guide, page 28
Project Disciple Activities		
Pages 31–32 <i>We Believe</i> booklet <i>"A Great Gift"</i>	<ul style="list-style-type: none"> • Assemble the <i>We Believe</i> booklet. • Read and discuss the <i>We Believe</i> booklet. 	Catechist Guide, page 30
Page 34 <i>Project Disciple</i>	<ul style="list-style-type: none"> • Complete student book Project Disciple Activities. 	Colored pencils or crayons

Session Planning Guide

Session Steps	Session Presentation	Session Notes
Optional Activities		
Religion.SadlierConnect.com	<ul style="list-style-type: none"> Chapter 2 Reproducibles and web activities. 	
Page 33 Let's Celebrate	<ul style="list-style-type: none"> Gather the children to listen to a reading from Genesis. Pray <i>Let's Celebrate God's Gift of Light</i>. 	Models of the sun, moon, and stars
7 We Take Home		
Sharing Faith with My Family	<ul style="list-style-type: none"> Send home Sharing Faith with My Family reproducible master. 	Copies of Sharing Faith with My Family reproducible master, Chapter 1 and Chapter 2 (back of Catechist Guide) Copies of Bringing the Retreat Home, page R7; Why We Believe, page R8; Leader's Guide, page 5

Session 8—Love and Church, the Family of God

Session 8 Overview

The theme of Session 8 is *Love and Church, the Family of God*. The children learn in Chapter 19 that Jesus wants us to tell and show others we love them. They also learn in Chapter 22 that they are members of the Church, the family of God.

The Catholic Identity Retreat: Morality is placed here in Session 8. When you choose this option eliminate Project Disciple activities or send them home.

Go to Religion.SadlierConnect.com, for both chapters' correlations to:

- Six Tasks of Catechesis
- Catholic Social Teaching
- *Catechetical Formation in Chaste Living*

Chapter 19 Overview

In Chapter 18 the children learned that Jesus is their teacher and their helper. In this chapter the children will learn that Jesus wants us to love others in the same way that he loves us.

Doctrinal Content	For Adult Reading and Reflection <i>Catechism of the Catholic Church</i>
The children will learn:	Paragraph
• Jesus wants us to tell others we love them	1823
• Jesus wants us to show others we love them	1825

Chapter 22 Overview

In Chapter 19 the children learned that Jesus wants them to love others. In this chapter the children will learn that they are members of the Church, the family of God.

Doctrinal Content	For Adult Reading and Reflection <i>Catechism of the Catholic Church</i>
The children will learn:	Paragraph
• The Church is the family of God	759
• At Baptism we become members of the Church	1267

Sadlier and Sadlier® are registered trademarks of William H. Sadlier, Inc. We Believe™ and We Live Our Faith™ are trademarks of William H. Sadlier, Inc. Copyright ©2016 by William H. Sadlier, Inc. All rights reserved. May be reproduced for religious education use (not commercial use).

Session Planning Guide

Session Steps	Session Presentation	Session Notes
1 We Gather		
Page 167 John 15:12	<ul style="list-style-type: none"> • Listen to the Scripture. • Discuss the question. 	For the prayer space: statue or image of Jesus, a heart-shaped sign with the word <i>Jesus</i> on it
	<ul style="list-style-type: none"> • View Video: <i>We Belong to the Church</i>. 	Religion.SadlierConnect.com Video Reproducible Master 22 (back of Catechist Guide)
	<ul style="list-style-type: none"> • Complete other Enrichment Ideas. 	Catechist Guide, page 193D
2 We Believe		
Page 168 <i>Jesus wants us to tell others we love them.</i>	<ul style="list-style-type: none"> • Present the text about the ways we can tell people we love them. • Do the activity. 	Crayons or colored pencils Optional Activity: Activity Bank Multiple Intelligences: Verbal-Linguistic—Teach the children an alphabet game that names ways to love God or to love others. Catechist Guide, page 168
Page 169 <i>Jesus wants us to show others we love them.</i>	<ul style="list-style-type: none"> • Read and discuss the text about ways we can show others we love them. • Do the picture study activity about showing love to others. 	Crayons or colored pencils
3 We Respond		
Page 170	<ul style="list-style-type: none"> • Pray to Jesus for help. • Do the drawing activity. • Do the activity for Reproducible Master 19. 	Crayons or colored pencils Copies of Reproducible Master 19, Catechist Guide, page 167C Optional Activity: Activity Bank Catholic Social Teaching: Call to Family, Community, and Participation—Have the children draw on large stars pictures that show ways they can be kind. Catechist Guide, page 170

Session Planning Guide

Session Steps	Session Presentation	Session Notes
Project Disciple Activities		
Pages 171–172 <i>We Believe</i> booklet “Saint John Bosco”	<ul style="list-style-type: none"> • Assemble the <i>We Believe</i> booklet. • Read the <i>We Believe</i> booklet. 	Catechist Guide, page 170
Page 174 Project Disciple	<ul style="list-style-type: none"> • Complete student book Project Disciple Activities. 	Colored pencils or crayons
	<ul style="list-style-type: none"> • View Video: <i>Jesus Wants Us to Love</i>. 	Religion.SadlierConnect.com Video Reproducible Master 19 (back of Catechist Guide)
	<ul style="list-style-type: none"> • Complete other Enrichment Ideas. 	Catechist Guide, page 167D
Catholic Identity Retreat: Morality, Leader’s Guide pages 13–17		
I Open My Heart * We Come Together for Prayer I Cherish God’s Word I Value My Catholic Faith I Celebrate Catholic Identity I Honor My Catholic Identity	<ul style="list-style-type: none"> • Complete activities in student text. 	These activities should be done in a prayerful, quiet environment. Allow the children time for meditation and reflection.
In today’s session you may choose to spend 30–45 minutes on Catholic Identity Retreat. (See Leader’s Guide, page ix, for timing.)		
Optional Activities		
Religion.SadlierConnect.com	<ul style="list-style-type: none"> • Chapter 19 Reproducibles and web activities 	
Page 173 Let’s Celebrate	<ul style="list-style-type: none"> • Gather the children in the prayer space to pray and joyfully celebrate God’s love. Sing together “Listen to Jesus.” • Pray: <i>Let’s Celebrate God’s Gift of Love</i> 	“Listen to Jesus,” Bernadette Farrell, #15, Grade K CD
4 We Take a Break		

* Suggested to be done as optional activity in Lesson Plan

Session Planning Guide

Session Steps	Session Presentation	Session Notes
5 We Believe		
Page 194 <i>The Church is the family of God.</i>	<ul style="list-style-type: none"> • Introduce the Church as God’s family. • Do the drawing activity. 	Crayons or colored pencils Optional Activity: Activity Bank Catholic Social Teaching: Call to Family, Community, and Participation— Invite the children to draw one thing that their family members do together as part of God’s family. Catechist Guide, page 194
Page 195 <i>At Baptism we become members of the Church.</i>	<ul style="list-style-type: none"> • Read and discuss the text about Baptism. • Identify and color a sign of new life. 	Crayons or colored pencils
6 We Respond		
Page 196	<ul style="list-style-type: none"> • Present the Sacrament of Baptism. • Do the activity to remember the celebration of Baptism. • Do the activity for Reproducible Master 22. 	Photographs of the children’s Baptism celebrations Glue or tape Copies of Reproducible Master 22, Catechist Guide, page 193C Optional Activity: Activity Bank Parish: Visiting the Baptismal Font— Arrange to bring the children to the parish baptismal font. Show them the holy water and explain what happens at Baptism. Encourage the children to talk about Baptism celebrations they have attended. Catechist Guide, page 196
Project Disciple Activities		
Pages 197–198 <i>We Believe</i> booklet “The Sign of the Cross”	<ul style="list-style-type: none"> • Assemble the <i>We Believe</i> booklet. • Read the <i>We Believe</i> booklet. 	Catechist Guide, page 196
Page 200 Project Disciple	<ul style="list-style-type: none"> • Complete student book Project Disciple Activities. 	Colored pencils or crayons

Session Planning Guide

Session Steps	Session Presentation	Session Notes
Optional Activities		
Religion.SadlierConnect.com	• Chapter 22 Reproducibles and web activities	
Page 33 Let's Celebrate	• Gather the children in the prayer space. Tell them that, like the children in the drawing, they will sing and thank God for making them his children. Sing together "God Is a Part of My Life." • Pray: <i>Let's Celebrate Belonging to the Church</i>	Crayons or colored pencils "God Is a Part of My Life," Carey Landry, #18, Grade K CD
7 We Take Home		
Sharing Faith with My Family	• Send home Sharing Faith with My Family reproducible master.	Copies of Sharing Faith with My Family reproducible master, Chapter 19 and Chapter 22 (back of Catechist Guide) Copies of Bringing the Retreat Home, page R23; Why We Believe, page R24; Leader's Guide, page 17

Session 9—Prayer and the Mass

Session 9 Overview

The theme of Session 9 is *Prayer and the Mass*. The children learn in Chapter 23 that Jesus showed us how to pray, which is one way we can show our love for God. They also learn in Chapter 24 that Jesus shares the gift of himself at Mass.

The Catholic Identity Retreat: Prayer is placed here in Session 9. When you choose this option eliminate Project Disciple activities or send them home.

Go to Religion.SadlierConnect.com, for both chapters' correlations to:

- Six Tasks of Catechesis
- Catholic Social Teaching
- *Catechetical Formation in Chaste Living*

Chapter 23 Overview

In Chapter 22 the children learned that they are members of the Church, the family of God. In this chapter the children will learn that God always listens to their prayer and that Jesus showed them how to pray.

Doctrinal Content	For Adult Reading and Reflection <i>Catechism of the Catholic Church</i>
The children will learn:	Paragraph
• Prayer is one way we can show our love for God.	2561
• Jesus showed us how to pray	2601

Chapter 24 Overview

In Chapter 23 the children learned that God listens to our prayer and that Jesus taught us how to pray. In this chapter the children will learn about Jesus' gift of himself at the Last Supper and our celebration of the Mass.

Doctrinal Content	For Adult Reading and Reflection <i>Catechism of the Catholic Church</i>
The children will learn:	Paragraph
• Jesus shared a special meal with his friends.	1337
• Jesus shares himself with us, too.	1346

S[®] and Sadlier[®] are registered trademarks of William H. Sadlier, Inc. We Believe[™] and We Live Our Faith[™] are trademarks of William H. Sadlier, Inc. Copyright ©2016 by William H. Sadlier, Inc. All rights reserved. May be reproduced for religious education use (not commercial use).

Session Planning Guide

Session Steps	Session Presentation	Session Notes
1 We Gather		
Page 201 Jeremiah 29:12	<ul style="list-style-type: none"> • Listen to the Scripture reading. • Study and discuss the drawings of Jesus. 	For the prayer space: magazine pictures of joyous people
	<ul style="list-style-type: none"> • View Video: <i>We Celebrate Jesus' Gift of Himself</i>. 	Religion.SadlierConnect.com Video Reproducible Master 24 (back of Catechist Guide)
	<ul style="list-style-type: none"> • Complete other Enrichment Ideas. 	Catechist Guide, page 209D
2 We Believe		
Page 202 <i>Prayer is one way we can show our love for God.</i>	<ul style="list-style-type: none"> • Present the text about prayer. • Do the drawing activity. 	Crayons or colored pencils Optional Activity: Activity Bank Multiple Intelligences: Bodily-Kinesthetic— Teach the children a rhyme to help them remember that the position of their hands is not what makes them ready for prayer. What makes them ready is a willingness to talk to God in their hearts. Catechist Guide, page 202
Page 203 <i>Jesus showed us how to pray.</i>	<ul style="list-style-type: none"> • Read about the times Jesus prayed. • Do the picture study activity. 	Crayons or colored pencils
3 We Respond		
Page 204	<ul style="list-style-type: none"> • Pray the Lord's Prayer. • Decorate the prayer name. • Do the activity for Reproducible Master 23. 	Crayons or colored pencils Copies of Reproducible Master 23, Catechist Guide page 201C Optional Activity: Activity Bank Catholic Social Teaching: Option for the Poor and Vulnerable— Have the children decorate paper crosses that have these words printed on them: <i>I said a prayer for you today.</i> Catechist Guide, page 204

Session Planning Guide

Session Steps	Session Presentation	Session Notes
Project Disciple Activities		
Pages 205–206 <i>We Believe</i> booklet “God, I Love to Talk to You”	<ul style="list-style-type: none"> Assemble the <i>We Believe</i> booklet. Read and discuss the <i>We Believe</i> booklet. 	Catechist Guide, page 204
Page 208 Project Disciple	<ul style="list-style-type: none"> Complete student book Project Disciple Activities. 	Colored pencils or crayons
	<ul style="list-style-type: none"> View Video: <i>We Pray as Jesus Did</i>. 	Religion.SadlierConnect.com Video Reproducible Master 23 (back of Catechist Guide)
	<ul style="list-style-type: none"> Complete other Enrichment Ideas. 	Catechist Guide, page 201D
Catholic Identity Retreat: Prayer, Leader’s Guide pages 19–23		
I Open My Heart * We Come Together for Prayer I Cherish God’s Word * I Value My Catholic Faith I Celebrate Catholic Identity I Honor My Catholic Identity	<ul style="list-style-type: none"> Complete activities in student text. 	These activities should be done in a prayerful, quiet environment. Allow the children time for meditation and reflection.
In today’s session you may choose to spend 30–45 minutes on Catholic Identity Retreat. (See Leader’s Guide, page ix, for timing.)		
Optional Activities		
Religion.SadlierConnect.com	<ul style="list-style-type: none"> Chapter 23 Reproducibles and web activities 	
Page 207 Let’s Celebrate	<ul style="list-style-type: none"> Gather the children in the prayer space to sing and gesture to “Sing for Joy.” * Pray <i>Let’s Celebrate Praying to God</i> 	“Sing for Joy,” Bernadette Farrell, #17, Grade K CD
4 We Take a Break		

* Suggested to be done as optional activity in Lesson Plan

Session Planning Guide

Session Steps	Session Presentation	Session Notes
5 We Believe		
Page 210 <i>Jesus shared a special meal with his friends.</i>	<ul style="list-style-type: none"> • Read the text about the Last Supper. • Color the name for the special meal. 	Crayons or colored pencils Optional Activity: Activity Bank Curriculum Connection: Social Studies— Invite the children to look at pictures of food from around the world. Show them examples of real food items. Ask the children to guess what meal each item would be used for. Invite the children to mention their families' favorite foods. Catechist Guide, page 210
Page 211 <i>Jesus shares himself with us, too.</i>	<ul style="list-style-type: none"> • Discuss the text about the celebration of the Mass. • Do the coloring activity. 	Crayons or colored pencils
6 We Respond		
Page 212	<ul style="list-style-type: none"> • Discuss the gifts God gives us. • Thank God for his gifts by singing. • Do the activity for Reproducible Master 24. 	“Celebrate God,” Carey Landry, #20, Grade K CD Copies of Reproducible Master 24, Catechist Guide, page 209C Crayons or colored pencils Optional Activity: Activity Bank Multiple Intelligences: Musical-Rhythmic, Bodily-Kinesthetic— Play “Celebrate God,” and ask children to choose appropriate actions for each line. Then have them sing the song using the gestures. Catechist Guide, page 212
Project Disciple Activities		
Pages 213–214 <i>We Believe</i> booklet “We Pray at Mass” <i>The Roman Missal</i>	<ul style="list-style-type: none"> • Assemble the <i>We Believe</i> booklet. • Discuss the pictures in the <i>We Believe</i> booklet. • Read and repeat the Mass responses. 	Catechist Guide, page 212
Page 216 Project Disciple	<ul style="list-style-type: none"> • Complete student book Project Disciple Activities. 	Colored pencils or crayons

Session Planning Guide

Session Steps	Session Presentation	Session Notes
Optional Activities		
Religion.SadlierConnect.com	• Chapter 24 Reproducibles and web activities	
Page 215 Let's Celebrate	<ul style="list-style-type: none"> • Prepare a paper heart for each child. Gather the children in the prayer space. Tell them that they will thank Jesus from the bottom of their heart." • Pray <i>Let's Celebrate Jesus' Gift of Himself</i> 	Crayons or colored pencils "God Is a Part of My Life," Carey Landry, #18, Grade K CD
7 We Take Home		
Sharing Faith with My Family	• Send home Sharing Faith with My Family reproducible master.	Copies of Sharing Faith with My Family reproducible master, Chapter 23 and Chapter 24 (back of Catechist Guide) Copies of Bringing the Retreat Home, page R31; Why We Believe, page R32; Leader's Guide, page 23

Session 1—God and Jesus

Session 1 Overview

The theme of Session 1 is *God and Jesus*. The students learn in Chapter 1 that God created us, gives us special gifts, and loves us. They also learn in Chapter 2 that God sent his own Son, Jesus, to us and that there are Three Persons in One God.

The Catholic Identity Retreat: Creed is placed here in Session 1. When you choose this option eliminate Project Disciple activities or send them home.

Go to Religion.SadlierConnect.com, for both chapters' correlations to:

- Six Tasks of Catechesis
- Catholic Social Teaching
- *Catechetical Formation in Chaste Living*

Chapter 1 Overview

In this chapter the students will learn that God created the world and all people.

Key Words

creation

Bible

Doctrinal Content	For Adult Reading and Reflection <i>Catechism of the Catholic Church</i>
The students will learn:	Paragraph
• God created the world	290
• God created all people	355
• God gives us special gifts.	356–357
• God promises to love us always	410

Chapter 2 Overview

In Chapter 1 the students learned that God created the world and all people. In this chapter the students will learn that God sent Jesus, his own Son, to us.

Key Words

Blessed Trinity

prayer

Sign of the Cross

Doctrinal Content	For Adult Reading and Reflection <i>Catechism of the Catholic Church</i>
The students will learn:	Paragraph
• God sent his own Son, Jesus, to us	422
• Jesus is God's greatest gift	423
• There are Three Persons in One God.	234
• The Sign of the Cross is a prayer to the Blessed Trinity	232

Session Planning Guide

Session Steps	Session Presentation	Session Notes
1 We Gather		
Page 19 Prayer Focus on Life	<ul style="list-style-type: none"> • Thank God in song. • Name favorite gifts from God. 	For the prayer space: pictures of people taking care of God's gifts; containers of sand, water, soil "Thank You, God," #2, Grade 1 CD Bible
2 We Believe		
Page 21 <i>God created the world.</i> <i>God created all people.</i>	<ul style="list-style-type: none"> • Present the text about God creating all people and their responsibility to care for the world. • Point out the <i>Key Words</i> and definitions. • Do the activity about caring for God's world. 	Crayons or colored pencils Sentence strips Optional Activity: Activity Bank Multiple Intelligences: Spatial—Have the students use clay or dough to shape their favorite animals. Optional Activity: Activity Bank The Bible: Place of Honor—Create a stand for the Bible. Gather the students to sing a song thanking God for the Bible. Catechist Guide, page 21
Page 22 <i>God gives us special gifts.</i>	<ul style="list-style-type: none"> • Read about and discuss the many gifts that God gives people. • Complete the activity about people who help us to grow in God's love. • Read and discuss the <i>As Catholics</i> text. 	
Page 23 <i>God promises to love us always.</i>	<ul style="list-style-type: none"> • Present the text about Adam and Eve and God's promise to be with us and love us. 	Optional Activity: Activity Bank Multiple Intelligences: Bodily-Kinesthetic—Create a set of cards with pictures of God's gifts of creation (a bird, the sun, a fish, a tree). Have the students pantomime the picture on the card. Invite the other students to guess what gift of God the student is pantomiming. Optional Activity: Activity Bank Multicultural Connection: People of the World—Have the students point at random at places on a globe or world map. Say the name of the country and the name of the people who live there. Have the students repeat the name of the people and say that they are special to God. Catechist Guide, page 23

Session Planning Guide

Session Steps	Session Presentation	Session Notes
3 We Respond		
Page 23	<ul style="list-style-type: none"> Reflect and pray about God's promises to us. 	Copies of Reproducible Master 1, Catechist Guide, page 19C Colored pencils or crayons
Project Disciple Activities		
Show What You Know Saint Stories Make It Happen Reality Check Take Home	<ul style="list-style-type: none"> Complete Student Edition Project Disciple Activities. 	Colored pencils or crayons Student Edition, pages 24–25
Picture This More to Explore Pray Today	<ul style="list-style-type: none"> Complete Project Disciple Additional Activities. 	Catechist Guide, page 19D
What's the Word?	<ul style="list-style-type: none"> Complete scriptural Project Disciple Activities. 	Catechist Guide, page 19D Copies of "What's the Word?" Reproducible Master, Chapter 1 (back of Catechist Guide)
Optional Activities		
Religion.SadlierConnect.com	<ul style="list-style-type: none"> Chapter 1 Study Guide and web activities 	
Story Corner	<ul style="list-style-type: none"> Read the Chapter Story. 	Catechist Guide, page 19E
Chapter Project	<ul style="list-style-type: none"> Complete Chapter 1 Project 	Catechist Guide, page 19E
Assessment		
Chapter 1 Test	<ul style="list-style-type: none"> Complete Chapter 1 Test 	Student Edition, page 26
Chapter 1 Test	<ul style="list-style-type: none"> Complete Chapter 1 Test 	Assessment Book, pages 3–4
4 We Take a Break		

Session Planning Guide

Session Steps	Session Presentation	Session Notes
5 We Believe		
Page 28 <i>God sent his own Son, Jesus, to us.</i>	<ul style="list-style-type: none"> • Present the text about Jesus, God’s own son • Share responses to the question. 	
Page 29 <i>Jesus is God’s greatest gift.</i> Mark 10:13–14	<ul style="list-style-type: none"> • Read about Jesus, our brother and friend. • Present the Scripture story of Jesus with the students. • Complete the drawing activity. 	Crayons or colored pencils Copies of Reproducible Master 2, Catechist Guide, page 27C Sentence strips Optional Activity: Activity Bank Multiple Intelligences: Musical—Teach the students to sing a song about Jesus as God’s greatest gift. Catechist Guide, page 29
Page 30 <i>There are three persons in One God.</i>	<ul style="list-style-type: none"> • Present the text about the Blessed Trinity. • Color a symbol of the Trinity. • Read and discuss <i>As Catholics</i>. 	Crayons or colored pencils
Page 31 <i>The Sign of the Cross is a prayer to the Blessed Trinity.</i>	<ul style="list-style-type: none"> • Read and discuss the meaning of prayer. • Examine the pictures and words for praying the Sign of the Cross and then practice. • Point out the <i>Key Words</i> and definitions. 	Optional Activity: Activity Bank Curriculum Connection: Math—Draw a triangle. Use it to help the students understand what we believe about the Blessed Trinity and learn the names of the Three Persons of the Blessed Trinity. Catechist Guide, page 31
6 We Respond		
Page 31	<ul style="list-style-type: none"> • Pray the Sign of the Cross and remember its meaning. 	
Project Disciple Activities		
Show What You Know Picture This Celebrate! Fast Facts	<ul style="list-style-type: none"> • Complete Student Edition Project Disciple Activities. 	Colored pencils or crayons Student Edition, pages 32–33
Picture This Celebrate Pray Today	<ul style="list-style-type: none"> • Complete Project Disciple Additional Activities. 	Catechist Guide, page 27D
What’s the Word?	<ul style="list-style-type: none"> • Complete scriptural Project Disciple Activities. 	Catechist Guide, page 27D Copies of Project Disciple “What’s the Word?” Reproducible Master, Chapter 2 (back of Catechist Guide)

Session Planning Guide

Session Steps	Session Presentation	Session Notes
Catholic Identity: Creed, Leader's Guide pages 1–6		
Session Steps	Session Presentation	Session Notes
I Open My Heart * We Come Together for Prayer I Cherish God's Word I Value My Catholic Faith I Celebrate Catholic Identity * I Honor My Catholic Identity	<ul style="list-style-type: none"> Complete activities in student text. 	These activities should be done in a prayerful quiet environment. Allow the students time for meditation and reflection.
In today's session you may choose to spend 30–45 minutes on Catholic Identity Retreat (See Leader's Guide page ix for timing.)		
Optional Activities		
Religion.SadlierConnect.com	<ul style="list-style-type: none"> Chapter 2 Study Guide and web activities 	
Story Corner	<ul style="list-style-type: none"> Read the Chapter Story. 	Catechist Guide, page 27E
Chapter Project	<ul style="list-style-type: none"> Complete Chapter 2 Project 	Catechist Guide, page 27E
Assessment		
Chapter 2 Test	<ul style="list-style-type: none"> Complete Chapter 2 test 	Student Edition, page 34
Chapter 2 Test	<ul style="list-style-type: none"> Complete Chapter 2 test 	Assessment Book, pages 5–6
7 We Take Home		
Sharing Faith with My Family	<ul style="list-style-type: none"> Send home Sharing Faith with My Family reproducible master. 	Copies of Sharing Faith with My Family reproducible master, Chapter 1 and Chapter 2 (back of Catechist Guide) Copies of Bringing The Retreat Home, page R7; Why We Believe, page R8; Leader's Guide, page 5

* Suggested to be done as optional activity in Lesson Plan

Session 7—Water and Light

Session 7 Overview

The theme of Session 7 is *Water and Light*. The students learn in Chapter 17 about the Sacrament of Baptism. They learn in Chapter 18 about following Jesus by sharing the light of his love and peace.

The Catholic Identity Retreat: Liturgy & Sacraments is placed here in Session 7. When you choose this option eliminate Project Disciple activities or send them home.

Go to Religion.SadlierConnect.com, for both chapters' correlations to:

- Six Tasks of Catechesis
- Catholic Social Teaching
- *Catechetical Formation in Chaste Living*

Chapter 17 Overview

In Chapter 16 the students learned about the Seven Sacraments of the Catholic Church. In this chapter the students will learn about the Sacrament of Baptism.

Key Words

Baptism
grace

Doctrinal Content	For Adult Reading and Reflection <i>Catechism of the Catholic Church</i>
The students will learn:	Paragraph
• The Church welcomes new members at Baptism.	1267
• At Baptism we receive God's life.	1265
• We say and do special things to celebrate Baptism.	1234
• In Baptism we are joined to Jesus and one another	1271

Chapter 18 Overview

In Chapter 17 the students learned that the Church welcomes new members in Baptism. In this chapter the students will learn ways members of the Church follow Jesus and share the light of his love.

Key Word

peacemaker

Doctrinal Content	For Adult Reading and Reflection <i>Catechism of the Catholic Church</i>
The students will learn:	Paragraph
• Jesus is the light of the world.	748
• We receive the light of Christ.	1216
• Jesus asks us to share his peace.	2304
• We can make choices as students of God.	1730

Session Planning Guide

Session Steps	Session Presentation	Session Notes
1 We Gather		
Page 147 Prayer Focus on Life	<ul style="list-style-type: none"> • Pray to the Blessed Trinity. • Share ways that families welcome new babies. 	Optional Activity: “We Come Together For Prayer” Catholic Identity: Liturgy and Sacraments, page R10; Leader’s Guide, page 8 For the prayer space: white tablecloth, clear container of holy water, white handkerchief, battery-operated candle or unlit candle, “Welcome” poster
2 We Believe		
Page 148 <i>The Church welcomes new members at Baptism.</i>	<ul style="list-style-type: none"> • Present the text about becoming members of the Church at Baptism. Talk about why Baptism is important. • Read and discuss <i>As Catholics</i>. 	
Page 149 <i>At Baptism we receive God’s life.</i>	<ul style="list-style-type: none"> • Present that at Baptism we receive grace. • Water, a sign of Baptism. • Thank God for grace. 	Crayons or colored pencils Grade 1 CD (option) Optional Activity: Activity Bank Multiple Intelligences: Intrapersonal and Interpersonal—Help each child make sponge letters of the first letter of his or her name. Tell the students that their sponge letters represent them. Remind the group: <i>Water is the sign of grace, God’s life in us</i> . Have the students place their sponge letters in the water. Catechist Guide, page 149

Session Planning Guide

Session Steps	Session Presentation	Session Notes
Page 150 <i>We say and do special things to celebrate Baptism.</i> <i>Rite of Baptism</i>	<ul style="list-style-type: none"> Present the words and actions of the celebration of Baptism. 	A bowl of water (holy water if possible) A doll Chart paper (option)
Page 151 <i>In Baptism we are joined to Jesus and one another.</i>	<ul style="list-style-type: none"> Read and discuss the celebration of Baptism. Do the Reproducible Master 17 activity. 	Copies of Reproducible Master 17, Catechist Guide, page 147C Crayons or colored pencils, scissors, tape or paste Optional Activity: Activity Bank Catholic Social Teaching: Call to Family, Community, and Participation—Send a note home to parents and ask them to allow the students to call or send an e-mail message to their godparents. Encourage the students to tell their godparents what they are learning. Catechist Guide, page 151
3 We Respond		
Page 151	<ul style="list-style-type: none"> Reflect on living as a follower of Christ. Decorate a candle. Pray together. 	Crayons or colored pencils
Project Disciple Activities		
Show What You Know Celebrate! Picture This	<ul style="list-style-type: none"> Complete Student Edition Project Disciple Activities. 	Crayons or colored pencils Student Edition, pages 152–153
Make It Happen Picture This Celebrate!	<ul style="list-style-type: none"> Complete Student Edition Project Disciple Activities. 	Catechist Guide, page 147D
What's the Word?	<ul style="list-style-type: none"> Complete scriptural Project Disciple Activities. 	Catechist Guide, page 147D Copies of Project Disciple “What's the Word?” Reproducible Master, Chapter 17 (back of Catechist Guide)

Session Planning Guide

Session Steps	Session Presentation	Session Notes
Catholic Identity Retreat: Liturgy & Sacraments Leader's Guide pages 7-12		
I Open My Heart We Come Together for Prayer I Cherish God's Word I Value My Catholic Faith I Celebrate Catholic Identity I Honor My Catholic Identity	Complete activities in student text.	These activities should be done in a prayerful quiet environment. Allow the students time for meditation and reflection.
In today's session you may choose to spend 30–45 minutes on Catholic Identity Retreat (See Leader's Guide page ix for timing.)		
Optional Activities		
Religion.SadlierConnect.com	• Chapter 17 Study Guide and web activities	
Story Corner	• Read the Chapter Story.	Catechist Guide, page 147E
Chapter Project	• Complete Chapter 17 Project	Catechist Guide, page 147E
Assessment		
Chapter 17 Test	• Complete Chapter 17 Test	Student Edition, page 154
Chapter 17 Test	• Complete Chapter 17 Test	Assessment Book, pages 35–36
4 We Take a Break		

Session Planning Guide

Session Steps	Session Presentation	Session Notes
5 We Believe		
Page 156 <i>Jesus is the light of the world.</i> John 8:12	<ul style="list-style-type: none"> • Present the text about Jesus, the Light of the World. • Draw Jesus, the Light of the World. 	Crayons or colored pencils
Page 157 <i>We receive the light of Christ.</i>	<ul style="list-style-type: none"> • Read the text and discuss ways we show others the light of Christ. • Discuss ways people share the light of Christ. 	Optional Activity: Activity Bank Multiple Intelligences: Spatial—Help the students create art with Jesus’ name etched on it. Catechist Guide, page 157
Page 158 <i>Jesus asks us to share his peace.</i> Matthew 5:1, 9	<ul style="list-style-type: none"> • Read the Scripture story about ways we can share Jesus’ peace. Role-play being peacemakers. • Read and discuss the <i>As Catholics</i> text. 	
Page 159 <i>We can make choices as students of God.</i>	<ul style="list-style-type: none"> • Present the text about making choices. • Do the reproducible master activity. 	Copies of Reproducible Master 18, Catechist Guide, page 155C Crayons or colored pencils Optional Activity: Activity Bank Multiple Intelligences: Interpersonal and Intrapersonal—Form small groups. Ask the students in each group to decide on three things they can do to help them get along with other students. Invite each group to share ideas with the class. Help the students make drawings that say “I am a peacemaker.” Catechist Guide, page 159
6 We Respond		
Page 159	<ul style="list-style-type: none"> • Identify loving choices. • Sing about being students of light. 	Flashlights (option) Grade 1 CD

Session Planning Guide

Session Steps	Session Presentation	Session Notes
Project Disciple Activities		
Show What You Know Picture This What Would You Do? More to Explore	• Complete Student Edition Project Disciple Activities.	Colored pencils or crayons Student Edition, pages 160–161
Make It Happen Picture This More to Explore	• Complete Project Disciple Additional Activities.	Catechist Guide, page 155D
What's the Word?	• Complete scriptural Project Disciple Activities.	Catechist Guide, page 155D Copies of Project Disciple "What's the Word?" Reproducible Master, Chapter 18 (back of Catechist Guide)
Optional Activities		
Religion.SadlierConnect.com	• Chapter 18 Study Guide and web activities	
Story Corner	• Read the Chapter Story.	Catechist Guide, page 155E
Chapter Project	• Complete Chapter 18 Project	Catechist Guide, page 155E
Assessment		
Chapter 18 Test	• Complete Chapter 18 Test	Student Edition, page 162
Chapter 18 Test	• Complete Chapter 18 Test	Assessment Book, pages 37–38
7 We Take Home		
Sharing Faith with My Family	• Send home Sharing Faith with My Family reproducible master.	Copies of Sharing Faith with My Family reproducible master, Chapter 17 and Chapter 18 (back of Catechist Guide) Copies of Bringing the Retreat Home, page R15 and "Why We Believe", page R16; Leader's Guide, page 11

Session 9—Worshiping God and Sharing God’s Love

Session 9 Overview

The theme of Session 9 is *Worshiping God and Sharing God’s Love*. The students learn in Chapter 23 about the Mass. They learn in Chapter 24 about sharing God’s love in prayer and service.

The Catholic Identity Retreat: Morality is placed here in Session 9. When you choose this option eliminate Project Disciple activities or send them home.

Go to Religion.SadlierConnect.com, for both chapters’ correlations to:

- Six Tasks of Catechesis
- Catholic Social Teaching
- *Catechetical Formation in Chaste Living*

Chapter 23 Overview

In Chapter 22 the students learned that Jesus gave us the Eucharist. In this chapter the students will learn more about what we say and do at Mass.

Key Words

Gospel
altar

Doctrinal Content	For Adult Reading and Reflection <i>Catechism of the Catholic Church</i>
The students will learn:	Paragraph
• We gather to worship God	1348
• We listen to God’s Word.	1349
• Our gifts of bread and wine become the Body and Blood of Christ	1353
• We grow closer to Jesus and one another.	1396

Chapter 24 Overview

In Chapter 23 the students learned about the celebration of the Mass. In this chapter the students will learn how we can share God’s love.

Doctrinal Content	For Adult Reading and Reflection <i>Catechism of the Catholic Church</i>
The students will learn:	Paragraph
• Jesus shows us how to love and serve	2196
• When we pray, we show God that we love him	2558
• We share God’s love with our families	2217
• We share God’s love with others	1825

Session Planning Guide

Session Steps	Session Presentation	Session Notes
1 We Gather		
Page 195 Prayer Focus on Life	<ul style="list-style-type: none"> • Praise God together in prayer. • Explain ways of welcoming people. 	For the prayer space: praise poster, Bible, basket or plate filled with grapes and bread Drawing paper, crayons, poster board, tape
2 We Believe		
Page 196 <i>We gather to worship God.</i> <i>The Roman Missal</i>	<ul style="list-style-type: none"> • Present the text about the Mass. • Do the activity. 	Crayons or colored pencils
Page 197 <i>We listen to God’s Word.</i> <i>The Roman Missal</i>	<ul style="list-style-type: none"> • Read and discuss the text about listening to God’s Word at Mass. • Respond to the directive. • Read <i>As Catholics</i>. 	Optional Activity: Activity Bank Parish: Welcome Pennants—Have the students work in small groups to make “welcome” pennants to greet parishioners as they enter the Church to celebrate Mass. Catechist Guide, page 197
Page 198 <i>Our gifts of bread and wine become the Body and Blood of Christ.</i> <i>The Roman Missal</i>	<ul style="list-style-type: none"> • Present the text about Jesus in the Eucharist. • Sing “Amen.” 	
Page 199 <i>We grow closer to Jesus and one another.</i> <i>The Roman Missal</i>	<ul style="list-style-type: none"> • Present the text about receiving Holy Communion. 	Copies of Reproducible Master 23, Catechist Guide, page 195C Optional Activity: Activity Bank Parish: Prayer Cards—Help the students make cards for each group of students preparing to receive first Holy Communion. Optional Activity: Activity Bank Liturgy and Music: Illustrate Lyrics—Have the students reread the words to the song “We Come to Share God’s Special Gift.” Have the students illustrate the lyrics of the song. Catechist Guide, page 199
3 We Respond		
Page 199	<ul style="list-style-type: none"> • Share ways of growing closer to Jesus. • Respond in song. 	“We Come to Share God’s Special Gift,” Christopher Walker, #26 and #27, Grade 1 CD

Session Planning Guide

Session Steps	Session Presentation	Session Notes
Project Disciple Activities		
Show What You Know Pray Today What Would You Do? Make It Happen	• Complete Student Edition Project Disciple Activities.	Colored pencils or crayons Student Edition, pages 200–201
More to Explore Make It Happen Pray Today	• Complete Project Disciple Additional Activities.	Catechist Guide, page 195D
What’s the Word?	• Complete scriptural Project Disciple Activities.	Catechist Guide, page 195D Copies of Project Disciple “What’s the Word?” Reproducible Master, Chapter 23 (back of Catechist Guide)
Optional Activities		
Religion.SadlierConnect.com	• Chapter 23 Study Guide and web activities	
Story Corner	• Read the Chapter Story.	Catechist Guide, page 195E
Chapter Project	• Complete Chapter 23 Project	Catechist Guide, page 195E
Assessment		
Chapter 23 Test	• Complete Chapter 23 Test	Student Edition, page 202
Chapter 23 Test	• Complete Chapter 23 Test	Assessment Book, pages 45–46
4 We Take a Break		

Session Planning Guide

Session Steps	Session Presentation	Session Notes
5 We Believe		
Page 204 <i>Jesus shows us how to love and serve.</i>	<ul style="list-style-type: none"> • Present the text about loving and serving God. • Do the picture-study activity. 	
Page 205 <i>When we pray, we show God that we love him.</i>	<ul style="list-style-type: none"> • Read and discuss prayer. • Write a prayer. • Read and discuss <i>As Catholics</i>. 	<p>Optional Activity: Activity Bank Multicultural Connection: Prayer Around the World—Teach the students a prayer in another language.</p> <p>Optional Activity: Activity Bank Multiple Intelligences: Intrapersonal—Have the students draw pictures of outdoor places where they would like to go to pray quietly.</p> <p>Optional Activity: “We Come Together for Prayer” Catholic Identity Retreat Morality R.18; Leader’s Guide page 14.</p>
Page 206 <i>We share God’s love with our families.</i>	<ul style="list-style-type: none"> • Present the text about sharing God’s love with family members. • Write one way a family shares God’s love. 	Catechist Guide, page 205
Page 207 <i>We share God’s love with others.</i>	<ul style="list-style-type: none"> • Present the text about sharing God’s love with others. 	<p>Copies of Reproducible Master 24, Catechist Guide, page 203C</p> <p>Crayons or colored pencils and scissors</p> <p>Optional Activity: Activity Bank Parish: Message Piñatas—Have the students work in groups to make piñatas. Have the students decorate the piñatas with strips of messages that say “Jesus loves you.”</p> <p>Catechist Guide, page 207</p>
6 We Respond		
Page 207	<ul style="list-style-type: none"> • Do the picture-study activity. • Respond in song. 	<p>“Walk in Love,” Jack Miffleton, #28, Grade 1 CD</p>

Session Planning Guide

Session Steps	Session Presentation	Session Notes
Project Disciple Activities		
Show What You Know Make It Happen Picture This	• Complete Student Edition Project Disciple Activities.	Colored pencils or crayons Student Edition, pages 208–209
More to Explore Pray Today Picture This	• Complete Project Disciple Additional Activities.	Catechist Guide, page 203D
What’s the Word?	• Complete scriptural Project Disciple Activities.	Catechist Guide, page 203D Copies of Project Disciple “What’s the Word?” Reproducible Master, Chapter 24 (back of Catechist Guide)
Catholic Identity Retreat: Morality, Leader’s Guide pages 13–17		
I Open My Heart * We Come Together for Prayer * I Cherish God’s Word * I Value My Catholic Faith * I Celebrate Catholic Identity I Honor My Catholic Identity	Complete activities in student text.	These activities should be done in a prayerful quiet environment. Allow the students time for meditation and reflection.
In today’s session you may choose to spend 30–45 minutes on Catholic Identity Retreat (See Leader’s Guide page ix for timing.)		
Optional Activities		
Religion.SadlierConnect.com	• Chapter 24 Study Guide and web activities	
Story Corner	• Read the Chapter Story.	Catechist Guide, page 203E
Chapter Project	• Complete Chapter 24 Project	Catechist Guide, page 203E
Assessment		
Chapter 24 Test	• Complete Chapter 24 Test	Student Edition, page 210
Chapter 24 Test	• Complete Chapter 24 Test	Assessment Book, pages 47–48
7 We Take Home		
Sharing Faith with My Family	Send home Sharing Faith with My Family reproducible master.	Copies of Sharing Faith with My Family reproducible master, Chapter 23 and Chapter 24 (back of guide) Copies of Bringing the Retreat Home, page R23 and Why We Believe, page R24; Leader’s Guide, page 17.

* Suggested to be done as optional activity in Lesson Plan

Session 1—Jesus and His Work

Session 1 Overview

The theme of Session 1 is *Jesus and His Work*. The students learn in Chapter 1 that Jesus came to be with us and taught us about God. They also learn in Chapter 2 that Jesus gathered many followers, died and rose again, and promised to send the Holy Spirit.

The Catholic Identity Retreat: Creed is placed here in Session 1. When you choose this option eliminate Project Disciple activities or send them home.

Go to Religion.SadlierConnect.com, for both chapters' correlations to:

- Six Tasks of Catechesis
- Catholic Social Teaching
- *Catechetical Formation in Chaste Living*

Chapter 1 Overview

In this chapter the students will learn that God the Father sent his Son, Jesus, to be with us. Jesus is God's greatest gift.

Key Words

Holy Family
Blessed Trinity
divine

Doctrinal Content	For Adult Reading and Reflection <i>Catechism of the Catholic Church</i>
The students will learn:	Paragraph
• God the Father sent his Son, Jesus, to be with us	422
• Jesus is human like us	470
• Jesus did things only God can do	548
• Jesus, the Son of God, taught us about God the Father and God the Holy Spirit	243–244

Chapter 2 Overview

In Chapter 1 the students learned that God the Father sent his Son, Jesus, to be with us. In this chapter the students will continue to learn about the work of Jesus and the beginning of the Church.

Key Words

disciples
Resurrection
Apostles
Church

Doctrinal Content	For Adult Reading and Reflection <i>Catechism of the Catholic Church</i>
The students will learn:	Paragraph
• Jesus gathered many followers to be his disciples	787
• Jesus died and rose to new life	638
• Jesus promised to send the Holy Spirit	729
• The Holy Spirit helps the Church to grow	737

Session Planning Guide

Session Steps	Session Presentation	Session Notes
1 We Gather		
Page 19 Prayer Focus on Life	<ul style="list-style-type: none"> • Praise and thank God. • Name favorite gift from God. 	For the prayer space: small table, Bible, picture of Jesus, fresh or paper sunflowers Chart paper
2 We Believe		
Page 20 <i>God the Father sent his Son, Jesus, to be with us.</i>	<ul style="list-style-type: none"> • Present and discuss the text about the Holy Family. • Point out the Key Word and definition. • Together discuss Jesus' childhood activities. 	
Pages 20–21 <i>Jesus is human like us.</i>	<ul style="list-style-type: none"> • Read and discuss the teachings of Jesus. • Complete the activity. • Read and discuss <i>As Catholics</i>. 	Colored pencils or markers Optional Activity: Activity Bank Multiple Intelligences: Spatial, Interpersonal—Have groups of students draw pictures illustrating actions of Jesus when he was young. Optional Activity: Activity Bank The Church: Cultural Practices—Explain that people in many cultures name their sons and daughters in honor of Jesus, Mary, and Joseph. Catechist Guide, page 21
Page 22 <i>Jesus did things only God can do.</i> Matthew 8:14–15	<ul style="list-style-type: none"> • Read and discuss the text and the Scripture story. • Point out the Key Word and definition. • Reflect on responses to question. 	Copies of Reproducible Master 1, Catechist Guide, page 19C “The Storm at Sea,” #2, Grade 2 CD
Page 23 <i>Jesus, the Son of God, taught us about God the Father and God the Holy Spirit.</i>	<ul style="list-style-type: none"> • Read and discuss the text about the Holy Trinity. • Point out the Key Word and definition. 	Pencils Optional Activity: Activity Bank Multiple Intelligences: Bodily-Kinesthetic—Have the students work in groups. Ask the members of each group to use their own words and actions to dramatize one of the lesson's Scripture stories. Optional Activity: Activity Bank Parish: Praying for the Sick—Together write a prayer to Jesus asking him to help the members of the students's families and of the parish who are sick. Catechist Guide, page 23

Session Planning Guide

Session Steps	Session Presentation	Session Notes
3 We Respond		
Page 23	<ul style="list-style-type: none"> Complete the activity about showing love for the Persons of the Trinity. 	
Project Disciple Activities		
Show What You Know Picture This Pray Today Make it Happen	<ul style="list-style-type: none"> Complete Student Edition Project Disciple Activities. 	Colored pencils or crayons Student Edition, pages 24–25
More to Explore Reality Check Pray Today	<ul style="list-style-type: none"> Complete Project Disciple Additional Activities. 	Catechist Guide, page 19D
What's the Word?	<ul style="list-style-type: none"> Complete scriptural Project Disciple Activities. 	Catechist Guide, page 19D Copies of Project Disciple "What's the Word?" Reproducible Master, Chapter 1 (back of Catechist Guide)
Catholic Identity Retreat: Creed, Leader's Guide pages 1–6		
I Open My Heart * We Come Together for Prayer I Cherish God's Word I Value My Catholic Faith I Celebrate Catholic Identity I Honor My Catholic Identity	<ul style="list-style-type: none"> Complete activities in student text. 	These activities should be done in a prayerful, quiet environment. Allow students time for meditation and reflection.
In today's session you may choose to spend 30–45 minutes on Catholic Identity Retreat. (See Leader's Guide page ix for timing.)		
Optional Activities		
Religion.SadlierConnect.com	<ul style="list-style-type: none"> Chapter 1 Study Guide and web activities 	
Story Corner	<ul style="list-style-type: none"> Read Chapter Story 	Catechist Guide, page 19E
Chapter Project	<ul style="list-style-type: none"> Complete Chapter 1 Project 	Catechist Guide, page 19E
Assessment		
Chapter 1 Test	<ul style="list-style-type: none"> Complete Chapter 1 Test 	Student Edition, page 26
Chapter 1 Test	<ul style="list-style-type: none"> Complete Chapter 1 Test 	Assessment Book, pages 3–4

* Suggested to be done as optional activity in Lesson Plan

Session Planning Guide

Session Steps	Session Presentation	Session Notes
4 We Take a Break		
5 We Believe		
Page 28 <i>Jesus gathered many followers to be his disciples.</i>	<ul style="list-style-type: none"> • Present who the first disciples of Jesus were. • Complete the activity about being Jesus' disciples. 	Crayons or colored pencils
Page 29 <i>Jesus died and rose to new life.</i> Matthew 28:1-5	<ul style="list-style-type: none"> • Read and discuss the text and Scripture reading. • Point out the Key Words and definitions. • Sing "Alleluia." • Read and discuss <i>As Catholics</i>. 	"Sing for Joy," Bernadette Farrell, #4, Grade 2 CD (option) Optional Activity: Activity Bank Multiple Intelligences: Musical-Rhythmic—Encourage the students to express joy through music. Teach them the words to "Sing for Joy." Catechist Guide, page 29
Page 30 <i>Jesus promised to send the Holy Spirit.</i> Acts of the Apostles 2:1-4	<ul style="list-style-type: none"> • Read and discuss the text and Scripture reading. • Complete the puzzle activity. 	
Page 31 <i>The Holy Spirit helps the Church to grow.</i>	<ul style="list-style-type: none"> • Present and discuss the ways the Holy Spirit helps the Church. • Point out the Key Word and definition. 	Large sheet of paper Copies of Reproducible Master 2, Catechist Guide, page 27C Optional Activity: Activity Bank Multicultural Connection: Catholic Celebrations—Show the students pictures of Catholic celebrations from a variety of cultures. Encourage the students to share details of any cultural celebrations in which they have participated. Optional Activity: Activity Bank Multiple Intelligences: Bodily-Kinesthetic—Invite the students to act out the events of Pentecost. Catechist Guide, page 31
6 We Respond		
Page 31	<ul style="list-style-type: none"> • Discuss and act out what members of the Church do. 	

Session Planning Guide

Session Steps	Session Presentation	Session Notes
Project Disciple Activities		
Show What You Know What's the Word? Make it Happen What Would You Do?	• Complete Student Edition Project Disciple Activities.	Colored pencils or crayons Student Edition, pages 32–33
Picture This Make it Happen Show What You Know	• Complete Project Disciple Additional Activities.	Catechist Guide, page 27D
What's the Word?	• Complete scriptural Project Disciple Activities.	Catechist Guide, page 27D Copies of Project Disciple “What's the Word?” Reproducible Master, Chapter 2 (back of Catechist Guide)
Optional Activities		
Religion.SadlierConnect.com	• Chapter 2 Study Guide and web activities	
Story Corner	• Read Chapter Story	Catechist Guide, page 27E
Chapter Project	• Complete Chapter 2 Project	Catechist Guide, page 27E
Assessment		
Chapter 2 Test	• Complete Chapter 2 test	Student Edition, page 34
Chapter 2 Test	• Complete Chapter 2 test	Assessment Book, pages 5–6
7 We Take Home		
Sharing Faith with My Family	• Send home Sharing Faith with My Family reproducible master.	Copies of Sharing Faith with My Family reproducible master, Chapter 1 and Chapter 2 (back of Catechist Guide) Copies of Bringing the Retreat Home, page R7; Why We Believe, page R8; Leader's Guide, page 5

Session 5—Penance and Reconciliation

Session 5 Overview

The theme of Session 5 is *Penance and Reconciliation*. The students learn in Chapter 11 about preparing for the Sacrament of Penance and Reconciliation by examining our conscience. They learn in Chapter 12 about asking for and celebrating God's forgiveness in the Sacrament of Penance and Reconciliation.

The Catholic Identity Retreat: Morality is placed here in Session 5. When you choose this option eliminate Project Disciple activities or send them home.

Go to Religion.SadlierConnect.com, for both chapters' correlations to:

- Six Tasks of Catechesis
- Catholic Social Teaching
- *Catechetical Formation in Chaste Living*

Chapter 11 Overview

In Chapter 10 the students learned about free will, sin, and God's loving forgiveness. In this chapter the students will learn about the Sacrament of Penance and Reconciliation.

Key Words

Penance and Reconciliation
conscience

Doctrinal Content	For Adult Reading and Reflection <i>Catechism of the Catholic Church</i>
The students will learn:	Paragraph
• Jesus invites us to celebrate God's forgiveness	1441
• Jesus shares God's forgiveness and peace in the Sacrament of Penance and Reconciliation	1446
• We examine our conscience	1454
• We tell God we are sorry for our sins	1451

Chapter 12 Overview

In Chapter 11 the students learned about ways we prepare to celebrate the Sacrament of Penance. In this chapter the students will learn how to celebrate the sacrament.

Key Words

contrition
confession
a penance
absolution

Doctrinal Content	For Adult Reading and Reflection <i>Catechism of the Catholic Church</i>
The students will learn:	Paragraph
• We ask for God's forgiveness in the Sacrament of Penance	1455
• We celebrate God's forgiveness in the Sacrament of Penance.	1468
• We celebrate the Sacrament of Penance with our parish community	1469
• Jesus wants us to forgive others	1425

Session Planning Guide

Session Steps	Session Presentation	Session Notes
1 We Gather		
Page 99 Prayer Focus on Life	<ul style="list-style-type: none"> • Pray to Jesus, the Good Shepherd. • Discuss the questions about forgiveness. 	For the prayer space: containers of potting soil or sand, a picture of Jesus, the Good Shepherd Copies of Reproducible Master 11, Catechist Guide, page 99C Straws or craft sticks
2 We Believe		
Page 100 <i>Jesus invites us to celebrate God's forgiveness.</i> Luke 15:4–6	<ul style="list-style-type: none"> • Read the Scripture story and present the text about celebrating God's forgiveness. • Discuss the question about God's love. 	
Page 101 <i>Jesus shares God's forgiveness and peace in the Sacrament of Penance and Reconciliation.</i>	<ul style="list-style-type: none"> • Read and discuss the text. • Present the <i>Key Word</i> and definition. • Follow the directions and find the missing word to complete the sentence. 	Crayon or highlighter Optional Activity: Activity Bank Multiple Intelligences: Bodily-Kinesthetic—Invite the students to act out the story of the lost sheep. Have all participate in the shepherd's celebration. Optional Activity: Activity Bank A Church Visit: Reconciliation Room—Show the students the Reconciliation Room in your parish church. Catechist Guide, page 101
Page 102 <i>We examine our conscience.</i> <i>We tell God we are sorry for our sins.</i>	<ul style="list-style-type: none"> • Explain the text about examining our conscience. • Reflect on questions to begin an examination of conscience. • Help students examine making choices by doing an activity. • Read and discuss <i>As Catholics</i>. 	Crayons or colored pencils Optional Activity: Activity Bank Multiple Intelligences: Intrapersonal and Interpersonal—Teach the students to use YES/NO index cards to make choices that follow the Ten Commandments. Catechist Guide, page 103
3 We Respond		
Page 103	<ul style="list-style-type: none"> • Discuss the <i>We Respond</i> question. • Pray the Act of Contrition. 	

Session Planning Guide

Session Steps	Session Presentation	Session Notes
Project Disciple Activities		
Show What You Know Celebrate! Make it Happen	• Complete Student Edition Project Disciple Activities.	Crayons or colored pencils Student Edition, pages 104–105
Show What You Know Make it Happen Pray Today	• Complete Project Disciple Additional Activities.	Catechist Guide, page 99D
What's the Word?	• Complete scriptural Project Disciple Activities.	Catechist Guide, page 99D Copies of Project Disciple "What's the Word?" Reproducible Master, Chapter 11 (back of Catechist Guide)
Catholic Identity Retreat: Morality, Leader's Guide pages 13–17		
I Open My Heart We Come Together for Prayer I Cherish God's Word * I Value My Catholic Faith * I Celebrate Catholic Identity I Honor My Catholic Identity	• Complete activities in student text.	These activities should be done in a prayerful, quiet environment. Allow students time for meditation and reflection.
In today's session you may choose to spend 30–45 minutes on Catholic Identity Retreat. (See Leader's Guide page ix for timing.)		
Optional Activities		
Religion.SadlierConnect.com	• Chapter 11 Study Guide and web activities	
Story Corner	• Read Chapter Story	Catechist Guide, page 99E
Chapter Project	• Complete Chapter 11 Project	Catechist Guide, page 99E
Assessment		
Chapter 11 Test	• Complete Chapter 11 Test	Student Edition, page 106
Chapter 11 Test	• Complete Chapter 11 Test	Assessment Book, pages 21–22
4 We Take a Break		

* Suggested to be done as optional activity in Lesson Plan

Session Planning Guide

Session Steps	Session Presentation	Session Notes
5 We Believe		
Page 108 <i>We ask for God's forgiveness in the Sacrament of Penance.</i>	<ul style="list-style-type: none"> • Present the steps in the Sacrament of Penance. • Point out the Key Words and the definitions. • Complete the activity about doing penance. 	Pencils or pens
Page 109 <i>We celebrate God's forgiveness in the Sacrament of Penance.</i>	<ul style="list-style-type: none"> • Present the celebration of the Sacrament of Penance. • Discuss how celebrating this sacrament helps us. • Read and discuss <i>As Catholics</i>. 	<p>Optional Activity: Activity Bank Curriculum Connection: Language Arts— Invite the students to write one or two sentences to describe what is happening in the photos.</p> <p>Optional Activity: Activity Bank Liturgy: Priest's Vestments—Ask one of the parish priests to show the students what vestments he wears for the Sacrament of Penance. Ask the priest to explain the symbolism of the purple stole.</p> <p>Catechist Guide, page 109</p>
Page 110 <i>We celebrate the Sacrament of Penance with our parish community.</i>	<ul style="list-style-type: none"> • Read about celebrating Penance with the parish. • Discuss the responses to the question. 	
Page 111 <i>Jesus wants us to forgive others.</i>	<ul style="list-style-type: none"> • Read and discuss the Scripture story. 	<p>Colored pencils or crayons</p> <p>Construction paper</p> <p>Copies of Reproducible Master 12, Catechist Guide, page 107C</p> <p>Optional Activity: Activity Bank Multiple Intelligences: Musical, Bodily-Kinesthetic—Teach the students a song about living in peace.</p> <p>Catechist Guide, page 111</p>

Session Planning Guide

Session Steps	Session Presentation	Session Notes
6 We Respond		
Page 111	• Do the <i>We Respond</i> activity about being a peacemaker.	
Project Disciple Activities		
Show What You Know Celebrate! Saint Stories Reality Check	• Complete Student Edition Project Disciple Activities.	Colored pencils or crayons Student Edition, pages 112–113
Picture This Pray Today Celebrate!	• Complete Project Disciple Additional Activities.	Catechist Guide, page 107D
What's the Word?	• Complete scriptural Project Disciple Activities.	Catechist Guide, page 107D Copies of Project Disciple “What's the Word?” Reproducible Master, Chapter 12 (back of Catechist Guide)
Optional Activities		
Religion.SadlierConnect.com	• Chapter 12 Study Guide and web activities	
Story Corner	• Read Chapter Story	Catechist Guide, page 107E
Chapter Project	• Complete Chapter 12 Project	Catechist Guide, page 107E
Assessment		
Chapter 12 Test	• Complete Chapter 12 Test	Student Edition, page 114
Chapter 12 Test	• Complete Chapter 12 Test	Assessment Book, pages 23–24
7 We Take Home		
Sharing Faith with My Family	Send home Sharing Faith with My Family reproducible master.	Copies of Sharing Faith with My Family reproducible master, Chapter 11 and Chapter 12 (back of guide) Copies of Bringing the Retreat Home, page R23; Why We Believe, page R24; Leader's Guide, page 17

Session 9—Community and Prayer

Session 9 Overview

The theme of Session 9 is *Community and Prayer*. The students learn in Chapter 23 about Catholic parish communities and the leadership of the Church. They learn in Chapter 24 about prayer and how it keeps us close to God.

The Catholic Identity Retreat: Prayer is placed here in Session 9. When you choose this option eliminate Project Disciple activities or send them home.

Go to Religion.SadlierConnect.com, for both chapters' correlations to:

- Six Tasks of Catechesis
- Catholic Social Teaching
- *Catechetical Formation in Chaste Living*

Chapter 23 Overview

In Chapter 22 the students learned that everyone is called by God to love and serve him. In this chapter the students will learn about today's Church.

Key Words

pastor
diocese
bishops
pope

Doctrinal Content	For Adult Reading and Reflection <i>Catechism of the Catholic Church</i>
The students will learn:	Paragraph
• Catholics belong to parish communities	2179
• Bishops lead and serve the Church	886
• The pope is the leader of the Church	882
• The Church is in every part of the world	831

Chapter 24 Overview

In Chapter 23 the students learned about belonging to a parish community and about Church leadership. In this chapter they will learn about the way Jesus prayed and the way prayer brings us closer to God.

Key Words

prayer
Temple

Doctrinal Content	For Adult Reading and Reflection <i>Catechism of the Catholic Church</i>
The students will learn:	Paragraph
• Prayer keeps us close to God	2560
• Jesus prayed to God his Father	2599
• Jesus teaches us to pray	2759
• We pray as Jesus did.	2767

Session Planning Guide

Session Steps	Session Presentation	Session Notes
1 We Gather		
Page 195 Prayer Focus on Life	<ul style="list-style-type: none"> • Listen to Scripture. • Respond by singing. • Discuss the questions. 	For the prayer space: globe or world map, Bible “Rejoice in the Lord Always,” G.B. Brown and D.M. Hebert, #22, Grade 2 CD
2 We Believe		
Page 196 <i>Catholics belong to parish communities.</i>	<ul style="list-style-type: none"> • Present our role and the pastor’s role in the parish. • Do the activity about participating in the parish. 	Crayons or colored pencils.
Page 197 <i>Bishops lead and serve the Church.</i>	<ul style="list-style-type: none"> • Present the text about the roles of bishops in the Church. • Point out the Key Words and definitions. • Share responses to the questions. 	Name your diocese and of the bishop of your diocese Optional Activity: Activity Bank Multiple Intelligences: Musical— Teach the students a song about worship in the parish community. Optional Activity: Activity Bank Greeting to the Bishop—With the students, prepare a hello and thank-you greeting for the bishop of your diocese. Have the students explain what they have learned about Jesus, the Church, and the sacraments. Catechist Guide, page 197
Page 198 <i>The pope is the leader of the Church.</i>	<ul style="list-style-type: none"> • Read and discuss the text about the role of the pope. • Write and share responses to the question. • Read and discuss the <i>As Catholics</i> text. 	Crayon or highlighter

Session Planning Guide

Session Steps	Session Presentation	Session Notes
Page 199 <i>The Church is in every part of the world.</i>	<ul style="list-style-type: none"> Review and discuss the text and photographs. 	<p>Copies of Reproducible Master 23, Catechist Guide, page 195C</p> <p>Highlighters, crayons, or colored pencils</p> <p>Optional Activity: Activity Bank Multiple Intelligences: Verbal-Linguistic—Have the students recall the many things the pope does to lead the Church. Ask them to write one question an interviewer might ask the pope.</p> <p>Optional Activity: Activity Bank Church: Celebrations—Direct the students’s attention to the photos. Have the students choose one celebration in which they would like to participate. Ask each child to write why he or she would like to celebrate our Catholic faith in this way.</p> <p>Catechist Guide, page 199</p>
3 We Respond		
Page 199	<ul style="list-style-type: none"> Discuss responses to the question. 	<p>Optional Activity: I Value My Catholic Faith”Catholic Identity Retreat, page R28; Leader’s Guide, page 21</p>
Project Disciple Activities		
Show What You Know Fast Facts Make it Happen Picture This	<ul style="list-style-type: none"> Complete Student Edition Project Disciple Activities. 	<p>Colored pencils or crayons</p> <p>Student Edition, pages 200–201</p>
More to Explore Picture This Show What You Know	<ul style="list-style-type: none"> Complete Project Disciple Additional Activities. 	<p>Catechist Guide, page 195D</p>
What’s the Word?	<ul style="list-style-type: none"> Complete scriptural Project Disciple Activities. 	<p>Catechist Guide, page 195D</p> <p>Copies of Project Disciple “What’s the Word?” Reproducible Master, Chapter 23 (back of Catechist Guide)</p>

Session Planning Guide

Session Steps	Session Presentation	Session Notes
Catholic Identity Retreat: Prayer Leader's Guide pages 19–24		
I Open My Heart * We Come Together for Prayer I Cherish God's Word I Value My Catholic Faith * I Celebrate Catholic Identity I Honor My Catholic Identity	<ul style="list-style-type: none"> Complete activities in student text. 	These activities should be done in a prayerful, quiet environment. Allow students time for meditation and reflection.
In today's session you may choose to spend 30–45 minutes on Catholic Identity Retreat. (See Leader's Guide page ix for timing.)		
Optional Activities		
Religion.SadlierConnect.com	<ul style="list-style-type: none"> Chapter 23 Study Guide and web activities 	
Story Corner	<ul style="list-style-type: none"> Read Chapter Story 	Catechist Guide, page 195E
Chapter Project	<ul style="list-style-type: none"> Complete Chapter 23 Project 	Catechist Guide, page 195E
Assessment		
Chapter 23 Test	<ul style="list-style-type: none"> Complete Chapter 23 Test 	Student Edition, page 202
Chapter 23 Test	<ul style="list-style-type: none"> Complete Chapter 23 Test 	Assessment Book, pages 45–46
4 We Take a Break		
5 We Believe		
Page 204 <i>Prayer keeps us close to God.</i>	<ul style="list-style-type: none"> Read and discuss the text about prayer. Complete the activity. 	Highlighter or crayon
Page 205 <i>Jesus prayed to God his Father.</i>	<ul style="list-style-type: none"> Present the text about Jesus and prayer. Share times of prayer. 	Optional Activity: Activity Bank Curriculum Connection: Music, Language Arts—Have the students write prayers they can sing to simple, familiar melodies. Catechist Guide, page 205
Page 206 <i>Jesus teaches us to pray.</i>	<ul style="list-style-type: none"> Read the text about the Lord's Prayer. Discuss the meaning of the words we pray in the Lord's Prayer. Make up actions to use while praying the Our Father. 	

* Suggested to be done as optional activity in Lesson Plan

Session Planning Guide

Session Steps	Session Presentation	Session Notes
Page 207 <i>We pray as Jesus did.</i>	<ul style="list-style-type: none"> • Present the text about the importance of prayer. • Discuss times when your parish prays together. • Read and discuss the <i>As Catholics</i> text. 	<p>Crayons or colored pencils</p> <p>Copies of Reproducible Master 24, Catechist Guide, page 203C</p> <p>Instrumental music (option)</p> <p>Optional Activity: Activity Bank Multiple Intelligences: Linguistic, Spatial—Prepare a set of sentence strips containing verses of the Lord’s Prayer. Distribute the strips to a group of students. Have the group arrange themselves in the correct prayer-verse order. Then invite everyone to say the prayer together.</p> <p>Optional Activity: Activity Bank Catholic Social Teaching: Call to Family, Community, and Participation—Invite the students to form a prayer circle. Have the students take turns praying for the person standing on their right.</p> <p>Catechist Guide, page 207</p>
6 We Respond		
Page 207	• Offer a quiet prayer to God.	
Project Disciple Activities		
Show What You Know More to Explore Pray Today Make it Happen	• Complete Student Edition Project Disciple Activities.	Colored pencils or crayons Student Edition, pages 208–209
Make it Happen Celebrate! Saint Stories	• Complete Project Disciple Additional Activities.	Catechist Guide, page 203D
What’s the Word?	• Complete scriptural Project Disciple Activities.	Catechist Guide, page 203D Copies of Project Disciple “What’s the Word?” Reproducible Master, Chapter 24 (back of Catechist Guide)

Session Planning Guide

Session Steps	Session Presentation	Session Notes
Optional Activities		
Religion.SadlierConnect.com	• Chapter 24 Study Guide and web activities	
Story Corner	• Read Chapter Story	Catechist Guide, page 203E
Chapter Project	• Complete Chapter 24 Project	Catechist Guide, page 203E
Assessment		
Chapter 24 Test	• Complete Chapter 24 Test	Student Edition, page 210
Chapter 24 Test	• Complete Chapter 24 Test	Assessment Book, pages 47–48
7 We Take Home		
Sharing Faith with My Family	Send home Sharing Faith with My Family reproducible master.	<p>Copies of Sharing Faith with My Family reproducible master, Chapter 23 and Chapter 24 (back of guide)</p> <p>Copies of Bringing the Retreat Home, page R31; Why We Believe, page R32; Leader's Guide, page 23.</p>

Session 2—Jesus and the Holy Spirit

Session 2 Overview

The theme of Session 2 is *Jesus and the Holy Spirit*. The students learn in Chapter 3 that Jesus will come again. They learn in Chapter 4 that Jesus promises to send the Holy Spirit.

The Catholic Identity Retreat: Creed is placed here in Session 2. When you choose this option eliminate Project Disciple activities or send them home.

Chapter 3 Overview

In Chapter 2 the students learned about the Kingdom of God and the gift of faith. In this chapter the students will learn about the Last Judgment and that Jesus taught us to love others.

Doctrinal Content	For Adult Reading and Reflection <i>Catechism of the Catholic Church</i>
The students will learn:	Paragraph
• Jesus has power over life and death	547–549
• Jesus will come again	671
• When Jesus Christ comes again, he will judge all people	678
• Jesus teaches us to love others	1970

Chapter 4 Overview

In Chapter 3 the students learned about Jesus’ second coming. In this chapter the students will learn about the Holy Spirit coming at Pentecost and about the growth of the early Church.

Doctrinal Content	For Adult Reading and Reflection <i>Catechism of the Catholic Church</i>
The students will learn:	Paragraph
• Jesus promises to send the Holy Spirit.	729
• The Holy Spirit comes to the disciples	731
• The Church begins on Pentecost	732
• The early Church grows	849

Go to Religion.SadlierConnect.com, for both chapters’ correlations to:

- Six Tasks of Catechesis
- Catholic Social Teaching
- *Catechetical Formation in Chaste Living*

Key Words

second coming

Last Judgment

Heaven

Key Words

mission

Pentecost

Christians

Ascension

Church

Session Planning Guide

Session Steps	Session Presentation	Session Notes
1 We Gather		
Page 35 Prayer Focus on Life	<ul style="list-style-type: none"> • Listen to Scripture. • Respond in song. • Discuss the question about people with special power. 	For the prayer space: strips of cloth, a balance scale, a coat or blanket “Whatsoever You Do,” #3, Grade 3 CD
2 We Believe		
Page 36 <i>Jesus has power over life and death.</i> John 11:1–3, 17–44	<ul style="list-style-type: none"> • Read and discuss the story of Lazarus. • Answer the question about belief in the Resurrection. • Read and discuss the miracles of Jesus in <i>As Catholics</i>. 	Bible
Page 37 <i>Jesus will come again.</i> Matthew 25:35–36, 40	<ul style="list-style-type: none"> • Read and discuss the text about the second coming of Christ. • Complete the activity about “staying awake” in faith. 	“Stay Awake,” #4, Grade 3 CD (optional) Optional Activity: Activity Bank Faith and Media: Newspaper Story— Help the students write a newspaper article that tells the story of Lazarus. Catechist Guide, page 37
Page 38 <i>When Jesus Christ comes again, he will judge all people.</i> Matthew 25:35–36, 40	<ul style="list-style-type: none"> • Read the scriptural story of the Last Judgment. • Complete the activity about ways your parish can care for others. 	Balance scale and objects to weigh Optional Activity: Activity Bank Multiple Intelligences: Verbal-Linguistic— Have the students write narratives about the second coming of Jesus. Catechist Guide, page 38

Session Planning Guide

Session Steps	Session Presentation	Session Notes
Page 39 <i>Jesus teaches us to love others.</i> Mark 12:30–31	<ul style="list-style-type: none"> Read and discuss the text about the greatest commandment. Act out situations showing ways to be a good neighbor. 	<p>Copies of Reproducible Master 3, Catechist Guide page 35C</p> <p>Optional Activity: Activity Bank Community: Interviews—Have the students interview a parent, an adult family friend, a neighbor, or an older member of their parish. The interview questions might include: <i>When did you come to the aid of someone in need? What were the needy person's circumstances? What did you do to help the person?</i> Have the students write a brief paragraph that explains and describes this information.</p> <p>Optional Activity: Activity Bank Catholic Social Teaching: The Rights and Responsibilities of the Human Person—Brainstorm with the group about things that governments, local or national, can do to help those in need. Help them decide on two or three things they would like to see accomplished. Then list some ways that they can help to make these things happen.</p> <p>Catechist Guide, page 39</p>
3 We Respond		
Page 39	<ul style="list-style-type: none"> Talk about the importance of love. 	
Project Disciple Activities		
Show What You Know What Would You Do? Make it Happen Celebrate!	<ul style="list-style-type: none"> Complete Student Edition Project Disciple Activities. 	<p>Colored pencils or crayons</p> <p>Student Edition, pages 40–41</p>
Show What You Know More to Explore Picture This	<ul style="list-style-type: none"> Complete Project Disciple Additional Activities. 	Catechist Guide, page 35D
What's the Word?	<ul style="list-style-type: none"> Complete scriptural Project Disciple Activities. 	<p>Catechist Guide, page 35D</p> <p>Copies of Project Disciple “What's the Word?” Reproducible Master, Chapter 3 (back of Catechist Guide)</p>
Optional Activities		
Religion.SadlierConnect.com	<ul style="list-style-type: none"> Chapter 3 Study Guide and web activities 	
Story Corner	<ul style="list-style-type: none"> Read Chapter Story 	Catechist Guide, page 35E
Chapter Project	<ul style="list-style-type: none"> Complete Chapter 3 Project 	Catechist Guide, page 35E

Session Planning Guide

Session Steps	Session Presentation	Session Notes
Assessment		
Chapter 3 Test	• Complete Chapter 3 Test	Student Edition, page 42
Chapter 3 Test	• Complete Chapter 3 Test	Assessment Book, pages 7–8
4 We Take a Break		
5 We Believe		
Page 44 <i>Jesus promises to send the Holy Spirit.</i> Matthew 28:16–20	<ul style="list-style-type: none"> • Read and discuss the text about Jesus' Ascension and the Apostles' mission. • Describe the disciples' feelings as they waited for the Holy Spirit to come. 	
Page 45 <i>The Holy Spirit comes to the disciples.</i> Acts of the Apostles 2:1–41	<ul style="list-style-type: none"> • Read and discuss the text and Scripture about the coming of the Holy Spirit at Pentecost. • Write a description of how the disciples changed when the Holy Spirit came to them. 	Copies of Reproducible Master 4, Catechist Guide, page 43C Paper and colored pencils Optional Activity: Activity Bank Multicultural Connections: Languages— Ask any students who speak other languages to say a message of faith in that language. Optional Activity: Activity Bank Curriculum Connections: Language Arts (Public Speaking)—The Holy Spirit gave the Apostles the courage to speak about Jesus. Encourage the students to do the same. Say: Take a moment now to ask the Holy Spirit to help you write a paragraph about Jesus for the first Pentecost. What would you like to say? Catechist Guide, page 45
Page 46 <i>The Church begins on Pentecost.</i>	<ul style="list-style-type: none"> • Read and discuss the text about the early Church. • Complete the activity about giving a speech and following Jesus. 	

Session Planning Guide

Session Steps	Session Presentation	Session Notes
Page 47 <i>The early Church grows.</i> Acts of the Apostles 9:3–5	<ul style="list-style-type: none"> • Read and discuss the text about the growth of the early Church and Paul’s conversion. • Read and discuss evangelization in <i>As Catholics</i>. 	<p>Optional Activity: Activity Bank Parish: Sharing Opportunities—Ask the students: <i>What does the local parish do for those who are in need? How can the students and their families contribute to these activities?</i> Ask them to think of other areas of need that are not being met. What can they do to care for this need? Record the students’s responses.</p> <p>Optional Activity: Activity Bank Catholic Social Teaching: Call to Family, Community, and Participation—Encourage the students to support missionaries. Contact the Catholic Charities office in your diocese. Ask about ways your group can help people who are in need. Ask the office to provide a list of items that are needed. Have your group make fliers or brochures to post so that others can be aware of ways to help.</p> <p>Catechist Guide, page 47</p>
6 We Respond		
Page 47	<ul style="list-style-type: none"> • Discuss the question about the ways we can show people we are followers of Christ. 	
Project Disciple Activities		
Show What You Know Fast Facts Picture This Make it Happen	<ul style="list-style-type: none"> • Complete Student Edition Project Disciple Activities. 	Colored pencils or crayons Student Edition, pages 48–49
Show What You Know Make it Happen Picture This	<ul style="list-style-type: none"> • Complete Project Disciple Additional Activities. 	Catechist Guide, page 43D
What’s the Word?	<ul style="list-style-type: none"> • Complete scriptural Project Disciple Activities. 	Catechist Guide, Page 43D Copies of Project Disciple “What’s the Word?” Reproducible Master, Chapter 4 (back of Catechist Guide)

Session Planning Guide

Session Steps	Session Presentation	Session Notes
Catholic Identity Leader's Guide: Creed, pages 1–6		
I Open My Heart We Come Together for Prayer I Cherish God's Word We Come Together I Value My Catholic Faith I Celebrate Catholic Identity I Honor My Catholic Identity	<ul style="list-style-type: none"> Complete activities in student text. 	These activities should be done in a prayerful, quiet environment. Allow students time for meditation and reflection.
In today's session you may choose to spend 30–45 minutes on Catholic Identity Retreat. (See Leader's Guide page ix for timing.)		
Optional Activities		
Religion.SadlierConnect.com	<ul style="list-style-type: none"> Chapter 4 Study Guide and web activities 	
Story Corner	<ul style="list-style-type: none"> Read Chapter Story 	Catechist Guide, page 43E
Chapter Project	<ul style="list-style-type: none"> Complete Chapter 4 Project 	Catechist Guide, page 43E
Assessment		
Chapter 4 Test	<ul style="list-style-type: none"> Complete Chapter 4 test 	Student Edition, page 50
Chapter 4 Test	<ul style="list-style-type: none"> Complete Chapter 4 test 	Assessment Book, pages 9–10
7 We Take Home		
Sharing Faith with My Family	<ul style="list-style-type: none"> Send home Sharing Faith with My Family reproducible master. 	Copies of Sharing Faith with My Family reproducible master, Chapter 3 and Chapter 4 (back of guide) Copies of Bringing the Retreat Home, page R7; Why We Believe, page R8; Leader's Guide, page 5

* Suggested to be done as optional activity in Lesson Plan

Session 6—Celebrating the Sacraments

Session 6 Overview

The theme of Session 6 is *Celebrating the Sacraments*. The students learn in Chapter 15 how the Church celebrates the Seven Sacraments, special signs of God’s love. They learn in Chapter 16 about celebrating the Sacrament of the Eucharist and the Mass.

The Catholic Identity Retreat: Liturgy & Sacraments is placed here in Session 6. When you choose this option eliminate Project Disciple activities or send them home.

Go to Religion.SadlierConnect.com, for both chapters’ correlations to:

- Six Tasks of Catechesis
- Catholic Social Teaching
- *Catechetical Formation in Chaste Living*

Chapter 15 Overview

In Chapter 12, the students learned that we are called to serve God in our particular vocation. In this chapter, the students will learn about the Seven Sacraments as the special signs of God’s love.

Key Words

sacrament
grace
Original Sin
Sacraments of Christian Initiation

Doctrinal Content	For Adult Reading and Reflection <i>Catechism of the Catholic Church</i>
The students will learn:	Paragraph
• The Church celebrates the sacraments.	1113
• Baptism, Confirmation, and Eucharist are the Sacraments of Christian Initiation	1212
• Penance and Reconciliation and Anointing of the Sick are Sacraments of Healing	1421
• Holy Orders and Matrimony are Sacraments of Service to others.	1534

Chapter 16 Overview

In Chapter 15 the students learned that there are Seven Sacraments. In this chapter, they will continue to learn about the Sacrament of the Eucharist.

Key Words

Passover
assembly
Mass
Eucharist
sacrifice

Doctrinal Content	For Adult Reading and Reflection <i>Catechism of the Catholic Church</i>
The students will learn:	Paragraph
• Jesus celebrated Passover and the Last Supper	1340
• The Mass is a sacrifice and a meal	1323
• We take part in the Mass	1348
• We celebrate Mass each week	1343

Session Planning Guide

Session Steps	Session Presentation	Session Notes
1 We Gather		
Page 131 Prayer Focus on Life	<ul style="list-style-type: none"> • Listen to Scripture. • Respond in song. • Discuss neighborhood signs and their importance. 	For the prayer space: placard about sacraments, names of sacraments on cards, objects used with sacraments “Jesus Is with Us,” Owen Alstott, #11, Grade 3 CD
2 We Believe		
Page 132 <i>The Church celebrates the sacraments.</i>	<ul style="list-style-type: none"> • Read and discuss the Seven Sacraments as special signs. • Discuss the meaning of grace. • List sacraments already received. • Read and discuss <i>As Catholics</i>. 	Large picture of Jesus “Welcome, Friends” sign Examples of sacramentals (holy water, medals, rosaries) (option)
Page 133 <i>Baptism, Confirmation, and Eucharist are the Sacraments of Christian Initiation.</i>	<ul style="list-style-type: none"> • Read and discuss the Sacraments of Christian Initiation and Original Sin. • Discuss parish celebrations of the Sacraments of Christian Initiation. 	Optional Activity: Activity Bank Faith and Media: Memories of the Sacraments —To get a visual sense of the sacraments, encourage the students to share their photographs of themselves or family members receiving one of the sacraments. Post the photographs. Suggest that the students write captions to accompany their pictures. Catechist Guide, page 133
Page 134 <i>Penance and Reconciliation and Anointing of the Sick are Sacraments of Healing.</i>	<ul style="list-style-type: none"> • Read and discuss Jesus’ healing ministry and the Sacraments of Healing. • Reflect on the question about forgiveness and love and care of the sick. 	

Session Planning Guide

Session Steps	Session Presentation	Session Notes
Page 135 <i>Holy Orders and Matrimony are Sacraments of Service to others.</i>	<ul style="list-style-type: none"> Read and discuss Holy Orders and Matrimony as Sacraments of Service. 	<p>Copies of Reproducible Master 15, Catechist Guide, page 131C</p> <p>Optional Activity: Activity Bank Parish: Invitation into the Church—Talk with parish leaders to learn ways students can assist in welcoming into the Church new members who are preparing to receive the Sacraments of Christian Initiation.</p> <p>Optional Activity: Activity Bank Family: Sacramental Trees—Have the students make a tree of symbols related to sacraments that they or their family members have received. They may use a small tree branch placed in a pot of sand and adorn the tree with pictures of sacramental ceremonies, announcements, Mass folders, and so on.</p> <p>Catechist Guide, page 135</p>
3 We Respond		
Page 135	<ul style="list-style-type: none"> Draw or write about joining with friends in the celebration of the sacraments. 	
Project Disciple Activities		
Show What You Know What's the Word? More to Explore Celebrate! Pray Today	<ul style="list-style-type: none"> Complete Student Edition Project Disciple Activities. 	Crayons or colored pencils Student Edition, pages 136–137
Reality Check Picture This Question Corner	<ul style="list-style-type: none"> Complete Project Disciple Additional Activities. 	Catechist Guide, page 131D
What's the Word?	<ul style="list-style-type: none"> Complete scriptural Project Disciple Activities. 	Catechist Guide, page 131D Copies of Project Disciple “What's the Word?” Reproducible Master, Chapter 15 (back of Catechist Guide)

Session Planning Guide

Session Steps	Session Presentation	Session Notes
Catholic Identity Retreat: Liturgy & Sacraments, Leader's Guide pages 7–12		
I Open My Heart We Come Together for Prayer I Cherish God's Word I Value My Catholic Faith I Celebrate Catholic Identity I Honor My Catholic Identity	<ul style="list-style-type: none"> Complete activities in student text. 	These activities should be done in a prayerful, quiet environment. Allow students time for meditation and reflection.
In today's session you may choose to spend 30–45 minutes on Catholic Identity Retreat (See Leader's Guide page ix for timing.)		
Optional Activities		
Religion.SadlierConnect.com	<ul style="list-style-type: none"> Chapter 15 Study Guide and web activities 	
Story Corner	<ul style="list-style-type: none"> Read Chapter Story 	Catechist Guide, page 131E
Chapter Project	<ul style="list-style-type: none"> Complete Chapter 15 Project 	Catechist Guide, page 131E
Assessment		
Chapter 15 Test	<ul style="list-style-type: none"> Complete Chapter 15 Test 	Student Edition, page 138
Chapter 15 Test	<ul style="list-style-type: none"> Complete Chapter 15 Test 	Assessment Book, pages 31–32
4 We Take a Break		

* Suggested to be done as optional activity in Lesson Plan

Session Planning Guide

Session Steps	Session Presentation	Session Notes
5 We Believe		
Pages 140–141 <i>Jesus celebrated Passover and the Last Supper.</i> Matthew 26:26–28	<ul style="list-style-type: none"> • Read about and discuss the Passover feast, and Jesus giving us the Eucharist at the Last Supper. • Write what we can be thankful for at the Eucharist. 	
Page 141 <i>The Mass is a sacrifice and a meal.</i>	<ul style="list-style-type: none"> • Read about and discuss the Mass as sacrifice and meal. • Act out the meaning of the Mass. 	Optional Activity: Activity Bank Faith and Media: The Last Supper— Obtain a video that depicts the Last Supper. If you have a diocesan media center or library, ask for advice on the most appropriate video for your grade level. Invite the students to describe their feelings as they watch the video. Invite them to comment on the things or actions that catch their attention. Have them note similarities between how the video presents the Last Supper and the celebration of the Eucharist today. Catechist Guide, page 141
Page 142 <i>We take part in the Mass.</i>	<ul style="list-style-type: none"> • Read about and discuss the assembly's participation in the Mass. • Discuss ways to encourage others to participate at Mass. • Read and discuss <i>As Catholics</i>. 	
Page 143 <i>We celebrate Mass each week.</i>	<ul style="list-style-type: none"> • Read about and discuss Sunday and holy days of obligation, and other feasts. 	Calendar Copies of Reproducible Master 16, Catechist Guide, page 139C Optional Activity: Activity Bank Parish: Celebrating the Mass Together— Invite the students and their families to attend Mass together as a group during the summer. Send a special invitation to each family. Have them sit together. Encourage families to get to know one another by inviting them to stay after Mass for a gathering. Catechist Guide, page 143

Session Planning Guide

Session Steps	Session Presentation	Session Notes
6 We Respond		
Page 143	<ul style="list-style-type: none"> Send a message inviting parishioners to take part in the Mass. 	
Project Disciple Activities		
Show What You Know Pray Today Fast Facts Saint Stories What's the Word? Take Home	<ul style="list-style-type: none"> Complete Student Edition Project Disciple Activities. 	Colored pencils or crayons Student Edition, pages 144–145
Reality Check Pray Today Celebrate!	<ul style="list-style-type: none"> Complete Project Disciple Additional Activities. 	Catechist Guide, page 139D
What's the Word?	<ul style="list-style-type: none"> Complete scriptural Project Disciple Activities. 	Catechist Guide, page 139D Copies of Project Disciple “What's the Word?” scriptural Reproducible Master, Chapter 16 (back of Catechist Guide)
Optional Activities		
Religion.SadlierConnect.com	<ul style="list-style-type: none"> Chapter 16 Study Guide and web activities 	
Story Corner	<ul style="list-style-type: none"> Read Chapter Story 	Catechist Guide, page 139E
Chapter Project	<ul style="list-style-type: none"> Complete Chapter 16 Project 	Catechist Guide, page 139E
Assessment		
Chapter 16 Test	<ul style="list-style-type: none"> Complete Chapter 16 Test 	Student Edition, page 146
Chapter 16 Test	<ul style="list-style-type: none"> Complete Chapter 16 Test 	Assessment Book, pages 33–34
7 We Take Home		
Sharing Faith with My Family	<ul style="list-style-type: none"> Send home Sharing Faith with My Family reproducible master. 	Copies of Sharing Faith with My Family reproducible master, Chapter 15 and Chapter 16 (back of guide) Copies of Bringing the Retreat Home, page R15; Why We Believe, page R16; Leader's Guide, page 11

Session 10—Saints and the Kingdom of God

Session 9 Overview

The theme of Session 10 is *Saints and the Kingdom of God*. The students learn in Chapter 25 that God calls us to be saints and that Mary is the greatest of all saints. They learn in Chapter 26 about the Kingdom of God.

The Catholic Identity Retreat: Prayer is placed here in Session 9. When you choose this option eliminate Project Disciple activities or send them home.

Go to Religion.SadlierConnect.com, for both chapters' correlations to:

- Six Tasks of Catechesis
- Catholic Social Teaching
- *Catechetical Formation in Chaste Living*

Chapter 25 Overview

In Chapter 24 the students learned that Catholics worldwide celebrate their faith in different ways. In this chapter the students will learn about Mary and the saints as models of holiness.

Key Words

saints
Immaculate Conception
Communion of Saints
Assumption

Doctrinal Content	For Adult Reading and Reflection <i>Catechism of the Catholic Church</i>
The students will learn:	Paragraph
• We belong to the Communion of Saints	957
• Mary is the greatest of all the saints	972
• The Church remembers and honors Mary	971
• God calls us to be saints.	2013

Chapter 26 Overview

In Chapter 25 the students learned about Mary, the Mother of God, and the saints of the Church. In this chapter, the students will learn what Jesus taught his followers about the Kingdom of God, and that it continues to grow today.

Key Words

parable
miracles

Doctrinal Content	For Adult Reading and Reflection <i>Catechism of the Catholic Church</i>
The students will learn:	Paragraph
• Jesus used parables to teach about the Kingdom of God.	546
• Jesus taught that the Kingdom of God will grow	541
• Jesus' miracles were signs of the Kingdom of God	548
• The Kingdom of God grows.	2818

Session Planning Guide

Session Steps	Session Presentation	Session Notes
1 We Gather		
Page 211 Prayer Focus on Life	<ul style="list-style-type: none"> • Pray in song. • Identify ways we remember and honor special people. 	For the prayer space: picture or statue of Mary, rosary, a book about the saints “Sing a Song to the Saints,” Jack Loudon, #21, Grade 3 CD
2 We Believe		
Page 212 <i>We belong to the Communion of Saints.</i>	<ul style="list-style-type: none"> • Read and discuss the text about saints and the Communion of Saints. • Name and talk about known saints. 	
Page 213 <i>Mary is the greatest of all the saints.</i>	<ul style="list-style-type: none"> • Read about how saints are canonized in <i>As Catholics</i>. • Read and discuss the Immaculate Conception and the Assumption of Mary. • Discuss ways of following Mary’s example and pray the Hail Mary. 	Copies of Reproducible Master 25, Catechist Guide, page 211C (optional) Crayons or markers Optional Activity: Activity Bank Multicultural Connection—Holy Days around the World: Giant Kite Festival—Invite the students to make and decorate their own <i>barriletes</i> , giant kites made by the people of Santiago Sacatepequez, Guatemala, to celebrate All Saints’ Day. Catechist Guide, page 213
Pages 214–215 <i>The Church remembers and honors Mary.</i>	<ul style="list-style-type: none"> • Discuss ways to honor Mary. • Read and discuss the Mysteries of the Rosary. • Discuss and plan to pray the Rosary. 	A rosary for each child
Page 215 <i>God calls us to be saints.</i>	<ul style="list-style-type: none"> • Read and discuss saints’ lives and their examples of holiness. 	Optional Activity: Activity Bank Faith and Media: Saints—Form the students into three groups. Assign to each group one of the following saints: Charles Lwanga, Andrew Nam-Thuong, and Joan of Arc. Help the students research and report on these saints. Optional Activity: Activity Bank Curriculum Connection: Reading Skills—Record a Gospel story. Invite the students to take turns listening to the recording and reading along in the Bible. Prepare some simple comprehension questions for the story you chose to use. Have the students answer the questions to make sure they have understood the main ideas. Afterwards, make dioramas. Catechist Guide, page 215

Session Planning Guide

Session Steps	Session Presentation	Session Notes
3 We Respond		
Page 215	• Make a list of “Saints of Our Time.”	
Project Disciple Activities		
Show What You Know Make it Happen Celebrate! Question Corner What’s the Word?	• Complete Student Edition Project Disciple Activities.	Colored pencils or crayons Student Edition, pages 216–217
Picture This Pray Today Saint Stories	• Complete Project Disciple Additional Activities.	Catechist Guide, page 211D
What’s the Word?	• Complete scriptural Project Disciple Activities.	Catechist Guide, page 211D Copies of Project Disciple “What’s the Word?” scriptural Reproducible Master, Chapter 25 (back of guide)
Catholic Identity Retreat: Prayer, Leader’s Guide pages 19–23		
I Open My Heart We Come Together for Prayer I Cherish God’s Word ✱ I Value My Catholic Faith I Celebrate Catholic Identity I Honor My Catholic Identity	• Complete activities in student text.	These activities should be done in a prayerful, quiet environment. Allow students time for meditation and reflection.
In today’s session you may choose to spend 30–45 minutes on Catholic Identity Retreat. (See Leader’s Guide page ix for timing.)		
Optional Activities		
Religion.SadlierConnect.com	• Chapter 25 Study Guide and web activities	
Story Corner	• Read Chapter Story	Catechist Guide, page 211E
Chapter Project	• Complete Chapter 25 Project	Catechist Guide, page 211E
Assessment		
Chapter 25 Test	• Complete Chapter 25 Test	Student Edition, page 218
Chapter 25 Test	• Complete Chapter 25 Test	Assessment Book, pages 49–50

Session Planning Guide

Session Steps	Session Presentation	Session Notes
4 We Take a Break		
5 We Believe		
Page 220 <i>Jesus used parables to teach about the Kingdom of God.</i> Luke 13:18–19	<ul style="list-style-type: none"> • Read and discuss parables and the Kingdom of God. • Identify signs of God's love. 	
Page 221 <i>Jesus taught that the Kingdom of God will grow.</i>	<ul style="list-style-type: none"> • Read about and discuss the farmer's sowing seeds and Jesus' explanation. • Write, share, and act out parables. • Read about Saint Elizabeth of Hungary in <i>As Catholics</i>. 	Copies of Reproducible Master 26, Catechist Guide, page 219C (optional) Optional Activity: Activity Bank Multiple Intelligences: Bodily-Kinesthetic— Ask the students to choose a Bible story, a prayer, or a song that expresses something about God's Kingdom. Invite them to make up movements to accompany their choice. Write the chosen text for the class to see. Then ask the students to demonstrate for the class the movements they made up. Catechist Guide, page 221
Page 222–223 <i>Jesus' miracles were signs of the Kingdom of God.</i> Matthew 14:22–33	<ul style="list-style-type: none"> • Read and discuss Jesus' miracles, particularly his calming of the storm. • Write ways to show faith. 	
Page 223 <i>The Kingdom of God grows.</i>	<ul style="list-style-type: none"> • Read and discuss the Church and ways we can give witness to the Kingdom of God. 	Markers or crayons Optional Activity: Activity Bank Community: Witnessing and Respecting— Write each class member's name on a card and pass the cards around the room. Ask the students to write something that they appreciate or like about their classmate. Make sure everyone has signed each other's card. When they are finished and have received their own cards back, allow the students to read what was written about them. Catechist Guide, page 223

* Suggested to be done as optional activity in Lesson Plan

Session Planning Guide

Session Steps	Session Presentation	Session Notes
6 We Respond		
Page 223	• Choose and discuss time capsule items.	
Project Disciple Activities		
Show What You Know What Would You Do? Reality Check Picture This Pray Today	• Complete Student Edition Project Disciple Activities.	Colored pencils or crayons Student Edition, pages 224–225
Celebrate! Make it Happen Show What You Know	• Complete Project Disciple Additional Activities	Catechist Guide, page 219D
What's the Word?	• Complete scriptural Project Disciple Activities.	Catechist Guide, page 219D Copies of Project Disciple, "What's the Word?" scriptural Reproducible Master, Chapter 26 (back of guide)
Optional Activities		
Religion.SadlierConnect.com	• Chapter 26 Study Guide and web activities	
Story Corner	• Read Chapter Story	Catechist Guide, page 219E
Chapter Project	• Complete Chapter 26 Project	Catechist Guide, page 219E
Assessment		
Chapter 26 Test	• Complete Chapter 26 Test	Student Edition, page 226
Chapter 26 Test	• Complete Chapter 26 Test	Assessment Book, pages 51–52
7 We Take Home		
Sharing Faith with My Family	• Send home Sharing Faith with My Family reproducible master.	Copies of Sharing Faith with My Family reproducible master, Chapter 25 and Chapter 26 (back of guide) Copies of Bringing the Retreat Home, page R31; Why We Believe, page R32; Leader's Guide, page 23

Session 3—Unity

Session 3 Overview

The theme of Session 3 is *Unity*. The students learn in Chapter 5 about the peace and unity that come from the Sacrament of Penance and Reconciliation. They also learn in Chapter 8 about the unity that God promised through his covenant with the Israelites and his fulfilled promise of sending his Son to save all people and to teach us God’s Law.

The Catholic Identity Retreat: Creed is placed here in Session 3. When you choose this option eliminate Project Disciple activities or send them home.

Chapter 5 Overview

In Chapter 4 the students learned about the formation of conscience. In this chapter, they will learn about the peace and unity that come from receiving God’s forgiveness and love through the Sacrament of Penance and Reconciliation.

Doctrinal Content	For Adult Reading and Reflection <i>Catechism of the Catholic Church</i>
The students will learn:	Paragraph
• Jesus tells us about God’s forgiveness and love.	1423–1424
• We receive God’s forgiveness in the Sacrament of Penance and Reconciliation.	1441
• We celebrate the Sacrament of Penance.	1448
• Reconciliation brings peace and unity	1468–1469

Chapter 8 Overview

In Chapter 5 the students learned about the Sacrament of Penance and Reconciliation. In this chapter they will learn about God’s covenant with Moses and the Israelites, the promise God kept by sending his Son, and Jesus’ teaching about God’s Law.

Doctrinal Content	For Adult Reading and Reflection <i>Catechism of the Catholic Church</i>
The students will learn:	Paragraph
• God calls his people.	2057
• The Ten Commandments are God’s Laws for his people	2060
• Jesus teaches us about God’s Law	2052–2053
• Jesus teaches us to love one another	2055

Go to Religion.SadlierConnect.com, for both chapters’ correlations to:

- Six Tasks of Catechesis
- Catholic Social Teaching
- *Catechetical Formation in Chaste Living*

Key Words

penitent
absolution

Key Words

covenant
human rights
Ten Commandments

Session Planning Guide

Session Steps	Session Presentation	Session Notes
1 We Gather		
Page 51 Prayer Focus on Life	<ul style="list-style-type: none"> • Listen to the psalm. • Pray the responsorial psalm. • Discuss the questions about forgiveness. 	For the prayer space: copy of the Act of Contrition, picture of Jesus, battery-powered candle
2 We Believe		
Pages 52–53 <i>Jesus tells us about God's forgiveness and love.</i> <i>We receive God's forgiveness in the Sacrament of Penance and Reconciliation.</i> Luke 15:4–7 John 20:21–23	<ul style="list-style-type: none"> • Read and discuss Jesus' message of forgiveness and love. • Describe what it means to repent and be reconciled to God. • Read and discuss receiving God's forgiveness in the Sacrament of Penance and Reconciliation. • Respond to the question. • Read and discuss the <i>As Catholics</i> text on the seal of confession. 	Optional Activity: Activity Bank Multiple Intelligences: Visual-Spatial— Help students label the parts of the Sacrament of Penance. Catechist Guide, page 53
Page 54 <i>We celebrate the Sacrament of Penance.</i>	<ul style="list-style-type: none"> • Read and discuss the celebration of Reconciliation. • Complete the Act of Contrition activity. 	
Page 55 <i>Reconciliation brings peace and unity.</i>	<ul style="list-style-type: none"> • Read and discuss the effects of the peace and unity that Reconciliation brings to us. 	Optional Activity: Activity Bank Catholic Social Teaching: Call to Family, Community, and Participation— Direct students to use Saint Paul as a model in writing a letter of encouragement. Catechist Guide, page 55
3 We Respond		
Page 55	<ul style="list-style-type: none"> • Act out ways to restore friendship and peace. 	Copies of Reproducible Master 5, Catechist Guide, page 51C

Session Planning Guide

Session Steps	Session Presentation	Session Notes
Project Disciple Activities		
Show What You Know Celebrate! Saint Stories Fast Facts	• Complete Student Edition Project Disciple Activities.	Colored pencils or crayons Student Edition, pages 56–57
Make it Happen What Would You Do? Picture This	• Complete Project Disciple Additional Activities.	Catechist Guide, page 51D
What's the Word?	• Complete scriptural Project Disciple Activities.	Catechist Guide, page 51D Copies of Project Disciple "What's the Word?" scriptural Reproducible Master, Chapter 5 (back of guide)
Catholic Identity Retreat: Creed, Leader's Guide pages 1–6		
I Open My Heart * We Come Together for Prayer I Cherish God's Word I Value My Catholic Faith * I Celebrate Catholic Identity I Honor My Catholic Identity	• Complete activities in student text.	These activities should be done in a prayerful quiet environment. Allow students time for meditation and reflection.
In today's session you may choose to spend 30–45 minutes on Catholic Identity Retreat (See Leader's Guide page ix for timing.)		
Optional Activities		
Religion.SadlierConnect.com	• Chapter 5 Study Guide and web activities	
Story Corner	• Read Chapter Story	Catechist Guide, page 51E
Chapter Project	• Complete Chapter 5 Project	Catechist Guide, page 51E
Assessment		
Chapter 5 Test	• Complete Chapter 5 Test	Student Edition, page 58
Chapter 5 Test	• Complete Chapter 5 Test	Assessment Book, pages 11–12
4 We Take a Break		

* Suggested to be done as optional activity in Lesson Plan

Session Planning Guide

Session Steps	Session Presentation	Session Notes
5 We Believe		
Pages 76–77 <i>God calls his people.</i> Exodus 3:7–10 <i>The Ten Commandments are God's Laws for his people.</i>	<ul style="list-style-type: none"> • Read and discuss the text about God's call to his people. • Read the biblical account of the call of Moses. • Discuss how God guides us today. • Discuss the covenant and the Ten Commandments. • Discuss ways to show respect. 	World map “Psalm 100: We Are His People,” Mark Friedman, #6 and #7, Grade 4 CD (optional) Optional Activity: Activity Bank Curriculum Connection: Geography— Have students find places in the Holy Land on a map. Catechist Guide, page 77
Pages 78–79 <i>Jesus teaches us about God's Law.</i> <i>Jesus teaches us to love one another.</i>	<ul style="list-style-type: none"> • Read about God's sending the prophets and his Son. • Read and discuss Jesus' giving us the Great Commandment. • Identify individuals who encourage trust and faith in God. • Read and discuss Jesus as the perfect example of love of God and neighbor and respect for human rights. • Read and discuss Isaiah in the <i>As Catholics</i> text. 	Optional Activity: Activity Bank Scripture Search: Storytelling— Organize students to do a “Jesus in action” Bible search. Catechist Guide, page 79
6 We Respond		
Page 79	<ul style="list-style-type: none"> • Complete the word find puzzle. 	
Project Disciple Activities		
Show What You Know Fast Facts Pray Today Make it Happen What's the Word?	<ul style="list-style-type: none"> • Complete Student Edition Project Disciple Activities. 	Colored pencils or crayons Student Edition, pages 80–81
Take Home Show What You Know Make it Happen	<ul style="list-style-type: none"> • Complete Project Disciple Additional Activities. 	Catechist Guide, page 75D
What's the Word?	<ul style="list-style-type: none"> • Complete scriptural Project Disciple Activities. 	Catechist Guide, page 75D Copies of Project Disciple, “What's the Word?” scriptural Reproducible Master, Chapter 8 (back of guide)

Session Planning Guide

Session Steps	Session Presentation	Session Notes
Optional Activities		
Religion.SadlierConnect.com	• Chapter 8 Study Guide and web activities	
Story Corner	• Read Chapter Story	Catechist Guide, page 75E
Chapter Project	• Complete Chapter 8 Project	Catechist Guide, page 75E
Assessment		
Chapter 8 Test	• Complete Chapter 8 test	Student Edition, page 82
Chapter 8 Test	• Complete Chapter 8 test	Assessment Book, pages 15–16
7 We Take Home		
Sharing Faith with My Family	• Send home Sharing Faith with My Family reproducible master.	<p>Copies of Sharing Faith with My Family reproducible master, Chapter 5 and Chapter 8 (back of guide)</p> <p>Copies of Bringing the Retreat Home, page R7; Why We Believe, page R8; Leader's Guide, page 5</p>

Session 8—Living in Truth and Modesty

Session 8 Overview

The theme of Session 8 is *Living in Truth and Modesty*. The students learn in Chapter 19 about keeping the Eighth Commandment by living the truth that comes from God. They learn in Chapter 22 about following the Ninth Commandment to live the virtue of modesty.

The Catholic Identity Retreat: Morality is placed here in Session 8. When you choose this option eliminate Project Disciple activities or send them home.

Go to Religion.SadlierConnect.com, for both chapters' correlations to:

- Six Tasks of Catechesis
- Catholic Social Teaching
- *Catechetical Formation in Chaste Living*

Chapter 19 Overview

In Chapter 18 the students learned that the Seventh Commandment calls us to respect others, their property, and the world God created. In this chapter the students will learn that the Eighth Commandment teaches the importance of learning and living the truth that comes from God.

Key Words

martyrs
witnesses

Doctrinal Content	For Adult Reading and Reflection <i>Catechism of the Catholic Church</i>
The students will learn:	Paragraph
• God teaches us what it means to be true.	2465
• We are all called to witness to the truth of our faith.	2472
• We have a responsibility to tell the truth.	2483
• We have a responsibility to respect the truth.	2469

Chapter 22 Overview

In Chapter 19 the students learned that in the Eighth Commandment God calls us to respect and tell the truth. In this chapter the students will learn that by following the Ninth Commandment we can live out the virtue of modesty.

Key Words

covet
modesty

Doctrinal Content	For Adult Reading and Reflection <i>Catechism of the Catholic Church</i>
The students will learn:	Paragraph
• Feelings are a gift from God	2516
• God created us to share love.	2520
• God calls us to be pure of heart	2519
• The virtue of modesty helps us to be pure of heart	2524

Session Planning Guide

Session Steps	Session Presentation	Session Notes
1 We Gather		
Page 163 Prayer Focus on Life	<ul style="list-style-type: none"> • Pray the psalm. • Respond in song. • Discuss the question about a world in which everyone is truthful. 	For the prayer space: Bible “Come Follow Me,” Barbara Bridge, #23, Grade 4 CD
2 We Believe		
Page 164 <i>God teaches us what it means to be true.</i>	<ul style="list-style-type: none"> • Read and discuss the Eighth Commandment and being faithful and true witnesses before God. • Identify a way to show being trustworthiness and truthfulness. 	
Page 165 <i>We are all called to witness to the truth of our faith.</i>	<ul style="list-style-type: none"> • Read and discuss Jesus’ call to live the truth and witness it as the Apostles and martyrs did. • Role-play witnessing to the Catholic faith. 	Optional Activity: Activity Bank Faith and Media: The Eighth Commandment in Action—Organize students to write and act out skits about having difficulty following the Eighth Commandment. Catechist Guide, page 165
Pages 166–167 <i>We have a responsibility to tell the truth.</i> <i>We have a responsibility to respect the truth.</i>	<ul style="list-style-type: none"> • Read and discuss the need to tell the truth and avoid lying, spreading gossip, and telling secrets. • Name times when it is easy and when it is difficult to tell the truth. • Read and discuss the responsibility to respect the truth. 	Optional Activity: Activity Bank Catholic Social Teaching: Rights and Responsibilities of the Human Person—Lead students in discussing and summarizing being true to themselves, true to their families, and true to their society. Catechist Guide, page 167
3 We Respond		
Page 167	<ul style="list-style-type: none"> • Complete endings to Read and discuss how to live out the situations. • Read and discuss the Golden Rule in the <i>As Catholics</i> text. 	Copies of Reproducible Master 19, Catechist Guide, page 163C

Session Planning Guide

Session Steps	Session Presentation	Session Notes
Project Disciple Activities		
Show What You Know More to Explore Saint Stories Question Corner Pray Today	• Complete Student Edition Project Disciple Activities.	Crayons or colored pencils Student Edition, pages 168–169
Picture This What Would You Do? More to Explore	• Complete Project Disciple Additional Activities.	Catechist Guide, page 163D
What's the Word?	• Complete scriptural Project Disciple Activities.	Catechist Guide, page 163D Copies of Project Disciple, "What's the Word?" scriptural Reproducible Master, Chapter 19 (back of guide)
Catholic Identity Retreat: Morality, Leader's Guide pages 13–18		
I Open My Heart * We Come Together for Prayer I Cherish God's Word I Value My Catholic Faith I Celebrate Catholic Identity I Honor My Catholic Identity	• Complete activities in student text.	These activities should be done in a prayerful quiet environment. Allow students time for meditation and reflection.
In today's session you may choose to spend 30–45 minutes on Catholic Identity Retreat. (See Leader's Guide page ix for timing.)		
Optional Activities		
Religion.SadlierConnect.com	• Chapter 19 Study Guide and web activities	
Story Corner	• Read Chapter Story	Catechist Guide, page 163E
Chapter Project	• Complete Chapter 19 Project	Catechist Guide, page 163E
Assessment		
Chapter 19 Test	• Complete Chapter 19 Test	Student Edition, page 170
Chapter 19 Test	• Complete Chapter 19 Test	Assessment Book, pages 39–40
4 We Take a Break		

* Suggested to be done as optional activity in Lesson Plan

Session Planning Guide

Session Steps	Session Presentation	Session Notes
5 We Believe		
Page 188 <i>Feelings are a gift from God.</i>	<ul style="list-style-type: none"> • Read and discuss growing in thinking and feeling. • Identify feelings illustrated in the art of Jesus. • Read about feelings. 	
Page 189 <i>God created us to share love.</i>	<ul style="list-style-type: none"> • Read and discuss the gift of human sexuality and the Sixth Commandment. • Name favorite songs and reason why you like them. 	Optional Activity: Activity Bank Multiple Intelligences: Bodily-Kinesthetic— Ask students to read silently, then act out with the class the story of Jesus feeding the five thousand. Catechist Guide, page 189
Page 190 <i>God calls us to be pure of heart.</i>	<ul style="list-style-type: none"> • Read and discuss the text about the Ninth Commandment and our call to us to be pure of heart. • Write recipe for pureness of heart. 	
Page 191 <i>The virtue of modesty helps us to be pure of heart.</i>	<ul style="list-style-type: none"> • Read and discuss the virtue of modesty. • Read the <i>As Catholics</i> text. • Respond to the scenarios about acting modestly. 	Optional Activity: Activity Bank Faith and Media: Promoting Modesty— With permission from parents, have students view a television program and evaluate whether the people on the program promote the Ninth Commandment. Catechist Guide, page 191
6 We Respond		
Page 191	<ul style="list-style-type: none"> • Explain the Ninth Commandment to another person. 	Copies of Reproducible Master 22, Catechist Guide, page 187C
Project Disciple Activities		
Show What You Know What Would You Do? Saint Stories More to Explore Picture This Reality Check	<ul style="list-style-type: none"> • Complete Student Edition Project Disciple Activities. 	Colored pencils or crayons Student Edition, pages 192–193
Make it Happen Question Corner Pray Today	<ul style="list-style-type: none"> • Complete Project Disciple Additional Activities. 	Catechist Guide, page 187D
What's the Word?	<ul style="list-style-type: none"> • Complete scriptural Project Disciple Activities. 	Catechist Guide, page 187D Copies of Project Disciple, "What's the Word?" scriptural Reproducible Master, Chapter 22 (back of guide)

Session Planning Guide

Session Steps	Session Presentation	Session Notes
Optional Activities		
Religion.SadlierConnect.com	• Chapter 22 Study Guide and web activities	
Story Corner	• Read Chapter Story	Catechist Guide, page 187E
Chapter Project	• Complete Chapter 22 Project	Catechist Guide, page 187E
Assessment		
Chapter 22 Test	• Complete Chapter 22 Test	Student Edition, page 194
Chapter 22 Test	• Complete Chapter 22 Test	Assessment Book, pages 43–44
7 We Take Home		
Sharing Faith with My Family	• Send home Sharing Faith with My Family reproducible master.	<p>Copies of Sharing Faith with My Family reproducible master, Chapter 19 and Chapter 22 (back of guide)</p> <p>Copies of Bringing the Retreat Home, page R23; Why We Believe, page R24; Leader's Guide, page 17</p>

Session 10—Our Catholic Calling as Disciples

Session 10 Overview

The theme of Session 10 is *Our Catholic Calling as Disciples*. The students learn in Chapter 25 about their roles as members of the Catholic Church. In Chapter 26 they learn about their calling to discipleship by living lives of virtue and love

The Catholic Identity Retreat: Prayer is placed here in Session 10. When you choose this option eliminate Project Disciple activities or send them home

Go to Religion.SadlierConnect.com, for both chapters' correlations to:

- Six Tasks of Catechesis
- Catholic Social Teaching
- *Catechetical Formation in Chaste Living*

Chapter 25 Overview

In Chapter 24 the students learned about holiness, prayer, sacraments, and the gifts and fruits of the Holy Spirit. In this chapter they will reflect on what it means to be an active member of a parish community and, in a more universal sense, a member of the worldwide Catholic Church.

Key Words

parish
diocese
pope
pastor
bishops
precepts of the church

Doctrinal Content	For Adult Reading and Reflection <i>Catechism of the Catholic Church</i>
The students will learn:	Paragraph
• The Church is a worldwide community	814
• We have responsibilities as members of the Church.	2041
• We celebrate the sacraments	2042
• We have an active role in the Church community	2043

Chapter 26 Overview

In Chapter 25 the students learned what it means to be a member of the worldwide Catholic Church. In this chapter they will learn about the theological and Cardinal Virtues and come to see that everyone is called to be a disciple.

Key Words

theological virtues
Cardinal Virtues

Doctrinal Content	For Adult Reading and Reflection <i>Catechism of the Catholic Church</i>
The students will learn:	Paragraph
• The virtues of faith, hope, and love bring us closer to God	1813
• Mary is our model for virtue and discipleship.	967
• The Cardinal Virtues guide us.	1805
• We are called to live a life of love.	1825

Session Planning Guide

Session Steps	Session Presentation	Session Notes
1 We Gather		
Page 211 Prayer Focus on Life	<ul style="list-style-type: none"> • Pray in silence. • Respond in song. • Discuss membership in clubs or organizations. 	For the prayer space: copy of the latest parish bulletin, world map, copy of the Nicene Creed “Though We Are Many/Make Us a Sign,” Bernadette Farrell, #27, Grade 4 CD
2 We Believe		
Page 212 <i>The Church is a worldwide community.</i>	<ul style="list-style-type: none"> • Read and discuss dioceses and parishes and the important roles of pastors, deacons, bishops, and the pope. • List ways to take part in your parish community. 	
Page 213 <i>We have responsibilities as members of the Church.</i>	<ul style="list-style-type: none"> • Read and discuss the precepts of the Church. • Study the chart of the precepts. • Explain why the precepts are important. 	Optional Activity: Activity Bank Parish: The Parish Bulletin—Ask the students to design and write a parish bulletin with a focus on events and topics that are of interest to young people. Catechist Guide, page 213
Page 214 <i>We celebrate the sacraments.</i>	<ul style="list-style-type: none"> • Read and discuss the sacraments and the first three precepts. • Name ways to follow the first three precepts. 	
Page 215 <i>We have an active role in the Church community.</i>	<ul style="list-style-type: none"> • Read and discuss the Church as a community and the fourth and fifth precepts. • Read and discuss the marks of the Church in the As Catholics. 	Optional Activity: Activity Bank Faith and Media: The Church and the Internet—Have students research Catholic websites and discuss ways that information might help lead people to the Church. Catechist Guide, page 215
3 We Respond		
Page 215	<ul style="list-style-type: none"> • Write a new precept and give the reason why. 	Copies of Reproducible Master 25, Catechist Guide, page 211C

Session Planning Guide

Session Steps	Session Presentation	Session Notes
Project Disciple Activities		
Show What You Know Reality Check Saint Stories More to Explore	• Complete Student Edition Project Disciple Activities.	Colored pencils or crayons Student Edition, pages 216–217
What Would You Do? Make it Happen More to Explore Show What You Know	• Complete Project Disciple Additional Activities.	Catechist Guide, page 211D
What's the Word?	• Complete scriptural Project Disciple Activities.	Catechist Guide, page 211D Copies of Project Disciple, "What's the Word?" scriptural Reproducible Master, Chapter 25 (back of guide)
Optional Activities		
Religion.SadlierConnect.com	• Chapter 25 Study Guide and web activities	
Story Corner	• Read Chapter Story	Catechist Guide, page 211E
Chapter Project	• Complete Chapter 25 Project	Catechist Guide, page 211E
Assessment		
Chapter 25 Test	• Complete Chapter 25 Test	Student Edition, page 218
Chapter 25 Test	• Complete Chapter 25 Test	Assessment Book, pages 49–50
4 We Take a Break		
5 We Believe		
Page 220 <i>The virtues of faith, hope, and love bring us closer to God.</i>	• Read and discuss the theological virtues of faith, hope, and love.	
Page 221 <i>Mary is our model for virtue and discipleship.</i>	• Name ways the theological virtues make a difference in life. • Read and discuss Mary as our model of virtue and discipleship. • Discuss ways to grow as disciples of Jesus.	Optional Activity: Activity Bank Multicultural Connection: Devotion to Mary around the World—Help students research ways Catholics around the world follow Mary's example and express their devotion to her. Catechist Guide, page 221
Page 222 <i>The Cardinal Virtues guide us.</i>	• Read and discuss the Cardinal Virtues. • Fill in the Cardinal Virtues chart.	

Session Planning Guide

Session Steps	Session Presentation	Session Notes
Page 223 <i>We are called to live a life of love.</i>	<ul style="list-style-type: none"> Read and discuss following and living out Jesus' call to love in words and actions. Read and discuss the pope and young people in the <i>As Catholics</i> text. 	Optional Activity: Activity Bank Catholic Social Teaching: Option for the Poor and Vulnerable —Invite a priest or parish worker to talk to the students about local Catholic agencies that help the poor. Work with the class to choose an agency to help, organize a fundraiser, and donate money to that agency. Catechist Guide, page 223
6 We Respond		
Page 223	<ul style="list-style-type: none"> Role-play ways to be a light for all the world. 	Copies of Reproducible Master 26, Catechist Guide, page 219C
Project Disciple Activities		
Show What You Know Fast Facts Make it Happen Pray Today	<ul style="list-style-type: none"> Complete Student Edition Project Disciple Activities. 	Colored pencils or crayons Student Edition, pages 224–225
Make it Happen More to Explore Question Corner	<ul style="list-style-type: none"> Complete Project Disciple Additional Activities. 	Catechist Guide, page 219D
What's the Word?	<ul style="list-style-type: none"> Complete scriptural Project Disciple Activities. 	Catechist Guide, page 219D Copies of Project Disciple, "What's the Word?" scriptural Reproducible Master, Chapter 26 (back of guide)
Catholic Identity Retreat: Prayer, Leader's Guide pages 19–24		
I Open My Heart * We Come Together for Prayer I Cherish God's Word I Value My Catholic Faith I Celebrate Catholic Identity I Honor My Catholic Identity	<ul style="list-style-type: none"> Complete activities in student text. 	These activities should be done in a prayerful quiet environment. Allow students time for meditation and reflection.
In today's session you may choose to spend 30–45 minutes on Catholic Identity Retreat. (See Leader's Guide page ix for timing.)		

* Suggested to be done as optional activity in Lesson Plan

Session Planning Guide

Session Steps	Session Presentation	Session Notes
Optional Activities		
Religion.SadlierConnect.com	• Chapter 26 Study Guide and web activities	
Story Corner	• Read Chapter Story	Catechist Guide, page 219E
Chapter Project	• Complete Chapter 26 Project	Catechist Guide, page 219E
Assessment		
Chapter 26 Test	• Complete Chapter 26 Test	Student Edition, page 226
Chapter 26 Test	• Complete Chapter 26 Test	Assessment Book, pages 51–52
7 We Take Home		
Sharing Faith with My Family	Send home Sharing Faith with My Family reproducible master.	<p>Copies of Sharing Faith with My Family reproducible master, Chapter 25 and Chapter 26 (back of guide)</p> <p>Copies of Bringing the Retreat Home, page R31; Why We Believe, page R32; Leader's Guide, page 23</p>

Session 1—We Follow Jesus and Witness to Him

Session 1 Overview

The theme of Session 1 is *We Follow Jesus and Witness to Him*. The students learn in Chapter 1 that Jesus is the Son of God who reveals the Trinity and announces the Kingdom of God. They also learn in Chapter 2 that we participate in the mission of the Church by witnessing to Christ.

The Catholic Identity Retreat: Creed is placed here in Session 1. When you choose this option eliminate Project Disciple activities or send them home.

Go to Religion.SadlierConnect.com, for both chapters' correlations to:

- Six Tasks of Catechesis
- Catholic Social Teaching
- *Catechetical Formation in Chaste Living*

Chapter 1 Overview

In this chapter the students will continue to learn more about Jesus. They will begin to understand that he is the Son of God and that we are called to follow him.

Key Words

Blessed Trinity
Kingdom of God
Church
Jesus' mission
Apostles

Doctrinal Content	For Adult Reading and Reflection <i>Catechism of the Catholic Church</i>
The students will learn:	Paragraph
• Jesus is the Son of God	535
• Jesus shows us God's love	543
• Jesus invites people to follow him	546
• Jesus' disciples continue his work	737

Chapter 2 Overview

In Chapter 1 the students learned that Jesus is the Son of God who reveals the Trinity and announces the Kingdom of God. In this chapter they will learn that we participate in the mission of the Church and witness to Christ.

Key Words

evangelization
Paschal Mystery
Corporal Works of Mercy
liturgy
Last Judgment
Spiritual Works of Mercy

Doctrinal Content	For Adult Reading and Reflection <i>Catechism of the Catholic Church</i>
The students will learn:	Paragraph
• We are joined to Jesus Christ and to one another	787
• We proclaim the Good News of Christ by what we say and do	863
• In the liturgy we celebrate Christ's Paschal Mystery	1067
• When we serve others, we give witness to Christ	2449

Session Planning Guide

Session Steps	Session Presentation	Session Notes
1 We Gather		
Page 19 Prayer Focus on Life	<ul style="list-style-type: none"> • Listen to the Scripture reading. • Respond in song. • Discuss the question about ways to show people what is important. 	For the prayer space: crucifix, Bible “Jesus Is with Us,” Owen Alstott, #2, Grade 5 CD
2 We Believe		
Page 20 <i>Jesus is the Son of God.</i>	<ul style="list-style-type: none"> • Read and discuss Jesus’ coming and public ministry. • Complete the activity about following Jesus’ example. 	
Page 21 <i>Jesus shows us God’s love.</i> Luke 18:35–43	<ul style="list-style-type: none"> • Read and discuss Jesus’ healing ministry in the text. • Complete the role-play activity about being followers of Jesus. 	Optional Activity: Activity Bank Summer Report: Activities and Experiences—Lead students to share through writing or drawing the religious activities they are participating in over the summer. Catechist Guide, page 21
Pages 22–23 <i>Jesus invites people to follow him.</i> Matthew 13:31–32	<ul style="list-style-type: none"> • Read and discuss Jesus’ mission and the Kingdom of God. • Complete the activity to describe God’s Kingdom. 	“Bring Forth the Kingdom,” Marty Haugen, #3, Grade 5 CD (option) Optional Activity. Catholic Identity Retreat: Prayer—I Cherish God’s Word, page R3; Leader’s Guide, page 3, Part 3
Page 23 <i>Jesus’ disciples continue his work.</i>	<ul style="list-style-type: none"> • Read and discuss the Apostles as the Church’s leaders. • Discuss Apostles in <i>As Catholics</i>. 	Optional Activity: Activity Bank Catholic Social Teaching: Option for the Poor and Vulnerable—Work with students to plan a service day as a way of following Jesus’ example of serving those in need. Optional Activity: Activity Bank Mission: Advertisement for Discipleship—Have students make a billboard advertisement, calling people to become disciples of Jesus. Catechist Guide, page 23
3 We Respond		
Page 23	<ul style="list-style-type: none"> • Discuss and act out ways to help God’s Kingdom grow. 	Copies of Reproducible Master 1, Catechist Guide, page 19C

Session Planning Guide

Session Steps	Session Presentation	Session Notes
Project Disciple Activities		
Show What You Know Picture This Make it Happen Saint Stories Pray Today	<ul style="list-style-type: none"> • Complete Student Edition Project Disciple Activities. • Complete Project Disciple Additional Activities. 	Colored pencils or crayons Student Edition, pages 24–25
Picture This Fast Facts Show What You Know	<ul style="list-style-type: none"> • Complete Project Disciple Additional Activities. 	Catechist Guide, page 19D
What's the Word?	<ul style="list-style-type: none"> • Complete scriptural Project Disciple Activities. 	Catechist Guide, page 19D Copies of Project Disciple scriptural reproducible master, "What's the Word?" Chapter 1 (back of guide)
Catholic Identity Retreat: Creed, Leader's Guide pages 1–6		
I Open My Heart We Come Together for Prayer * I Cherish God's Word * I Value My Catholic Faith I Celebrate Catholic Identity I Honor My Catholic Identity	<ul style="list-style-type: none"> • Complete activities in student text. 	These activities should be done in a prayerful quiet environment. Allow students time for meditation and reflection.
In today's session you may choose to spend 30–45 minutes on Catholic Identity Retreat. (See Leader's Guide page ix for timing.)		
Optional Activities		
Religion.SadlierConnect.com	<ul style="list-style-type: none"> • Chapter 1 Study Guide and web activities 	Religion.SadlierConnect.com
Story Corner	<ul style="list-style-type: none"> • Read Chapter Story 	Page 19E, Catechist Guide
Chapter Project	<ul style="list-style-type: none"> • Complete Chapter 1 Project 	Page 19E, Catechist Guide
Assessment		
Chapter 1 Test	<ul style="list-style-type: none"> • Complete Chapter 1 Test 	Page 26, Student Edition
Chapter 1 Test	<ul style="list-style-type: none"> • Complete Chapter 1 Test 	Pages 3–4, Assessment Book
4 We Take a Break		

* Suggested to be done as optional activity in Lesson Plan

Session Planning Guide

Session Steps	Session Presentation	Session Notes
5 We Believe		
Page 28 <i>We are joined to Jesus Christ and to one another.</i>	<ul style="list-style-type: none"> Read and discuss the text about relationship with Jesus Christ. Name ways the Church shares the Good News of Jesus Christ. 	
Pages 28–29 <i>We proclaim the Good News of Christ by what we say and do.</i>	<ul style="list-style-type: none"> Read about evangelization and discuss ways to share and give witness to our faith. Identify people who share the Good News and list ways to do the same. 	Optional Activity: Activity Bank Multiple Intelligences: Interpersonal— Lead students in taking a trust walk. Catechist Guide, page 29
Page 30 <i>In the liturgy we celebrate Christ's Paschal Mystery.</i>	<ul style="list-style-type: none"> Read and discuss the Paschal Mystery and the Church's liturgy. 	"Somos el Cuerpo de Cristo/We Are the Body of Christ," Jaime Cortez, #4, Grade 5 CD
Pages 30–31 <i>When we serve others, we give witness to Christ.</i> Matthew 25:31–40	<ul style="list-style-type: none"> Learn about the Last Judgment and the Works of Mercy in the <i>We Believe</i> text. 	Scissors Markers, crayons, or colored pencils Copies of Reproducible Master 2, Catechist Guide, page 27C Optional Activity: Activity Bank Catholic Social Teaching: Life and Dignity of the Human Person—Have students look in parish bulletins and community newspapers for examples of ways people in the parish or community serve others. Ask students to collect images showing Corporal Works of Mercy and Spiritual Works of Mercy that they will use to create a collage. Catechist Guide, page 31
6 We Respond		
Page 31	<ul style="list-style-type: none"> In the activity, plan a TV commercial. 	Colored pencils or markers
Project Disciple Activities		
Show What You Know Question Corner Fast Facts More to Explore Make it Happen	<ul style="list-style-type: none"> Complete Student Edition Project Disciple Activities. 	Colored pencils or crayons Student Edition, pages 32–33
Pray Today Celebrate! Make it Happen	<ul style="list-style-type: none"> Complete Project Disciple Additional Activities. 	Catechist Guide, page 27D
What's the Word?	<ul style="list-style-type: none"> Complete scriptural Project Disciple Activities. 	Catechist Guide, page 27D Copies of Project Disciple scriptural reproducible master, "What's the Word?" Chapter 2 (back of guide)

Session Planning Guide

Session Steps	Session Presentation	Session Notes
Optional Activities		
Religion.SadlierConnect.com	• Chapter 2 Study Guide and web activities	
Story Corner	• Read Chapter Story	Catechist Guide, page 27E
Chapter Project	• Complete Chapter 8 Project	Catechist Guide, page 27E
Assessment		
Chapter 2 Test	• Complete Chapter 2 test	Student Edition, page 34
Chapter 2 Test	• Complete Chapter 2 test	Assessment Book, pages 5–6
7 We Take Home		
Sharing Faith with My Family	• Send home Sharing Faith with My Family reproducible master.	<p>Copies of Sharing Faith with My Family reproducible master, Chapter 1 and Chapter 2 (back of guide)</p> <p>Copies of Bringing the Retreat Home, page R7; Why We Believe, page R8; Leader's Guide, page 5</p>

Session 9—Jesus Calls Us

Session 9 Overview

The theme of Session 9 is *Jesus Calls Us*. The students learn in Chapter 23 that Jesus calls us to be his disciples in the Church and in the world. They learn in Chapter 24 that marriage is built on Christ’s love of the Church.

The Catholic Identity Retreat: Liturgy & Sacraments, is placed here in Session 9. When you choose this option eliminate Project Disciple activities or send them home.

Chapter 23 Overview

In Chapter 22 the students learned about the theological virtues of faith, hope, and love, and the Beatitudes. They also learned that the saints were models of a life of virtue. In this chapter the students will learn that Jesus calls us to be his disciples.

Doctrinal Content	For Adult Reading and Reflection <i>Catechism of the Catholic Church</i>
The students will learn:	Paragraph
• Jesus calls the baptized to serve him in the priesthood of the faithful	1546
• The laity share in the mission to bring the Good News of Christ to the world	900
• Women and men in religious life serve Christ, their communities, and the whole Church.	917
• Friendships prepare us for future vocations	959

Chapter 24 Overview

In Chapter 23 the students learned that the laity, religious, and priests are called to carry out the mission of Christ and the Church. In this chapter the students will learn that Matrimony is built on Christ’s love for his Church.

Doctrinal Content	For Adult Reading and Reflection <i>Catechism of the Catholic Church</i>
The students will learn:	Paragraph
• Marriage was part of God’s plan from the very beginning.	1605
• The marriage covenant is built on Christ’s love for the Church	1616
• In the Sacrament of Matrimony a man and a woman promise to always love and be true to each other	1644
• Families are very important communities	1657

Go to Religion.SadlierConnect.com, for both chapters’ correlations to:

- Six Tasks of Catechesis
- Catholic Social Teaching
- *Catechetical Formation in Chaste Living*

Key Words

priesthood of the faithful
religious
laypeople

Key Words

Matrimony
fidelity
marriage covenant

Session Planning Guide

Session Steps	Session Presentation	Session Notes
1 We Gather		
Page 195 Prayer Focus on Life	<ul style="list-style-type: none"> • Listen to Scripture. • Respond in prayer. • Share experience of working together in groups. 	For the prayer space: Bible
2 We Believe		
Page 196 <i>Jesus calls the baptized to serve him in the priesthood of the faithful.</i>	<ul style="list-style-type: none"> • Read and discuss the priesthood of the faithful and ways of living it out. • Illustrate ways people can show they are part of the priesthood of the faithful. 	
Page 197 <i>The laity share in the mission to bring the Good News of Christ to the world.</i>	<ul style="list-style-type: none"> • Read and discuss our common vocation as laypeople and our role in the Church. • Identify and act out possible ways of taking part in the work of the Church. 	Copies of Reproducible Master 23, Catechist Guide, page 195C. Optional Activity: Activity Bank Faith and Media: Mass Broadcast Listings— Ask students to create a directory of radio and television celebrations of Mass. Encourage students to offer the directory for inclusion on the parish website. Catechist Guide, page 197
Page 198 <i>Women and men in religious life serve Christ, their communities, and the whole Church.</i>	<ul style="list-style-type: none"> • Read and discuss the religious life, its vows, and community life. • Talk about ways religious sisters, brothers, and priests may serve. 	“Prayer of Saint Francis/Oracion de San Francisco,” #22 and #23, Grade 5 CD
Page 199 <i>Friendships prepare us for future vocations.</i>	<ul style="list-style-type: none"> • Discuss friendship and vocations. • Discuss <i>As Catholics</i>. 	Optional Activity: Activity Bank Youth Ministry: Peer Support— Explain to students how peer support among friends can keep someone from following the wrong path. Have the students discuss and list what they can do to be more inclusive of people in their groups. Catechist Guide, page 199
3 We Respond		
Page 199	<ul style="list-style-type: none"> • Reflect on vocations by using the checklist. • Pray the Prayer for Vocations. 	

Session Planning Guide

Session Steps	Session Presentation	Session Notes
Project Disciple Activities		
Show What You Know What Would You Do? Fast Facts Celebrate! More to Explore	• Complete Student Edition Project Disciple Activities.	Crayons or colored pencils Student Edition, pages 200–201
Pray Today Picture This Reality Check	• Complete Project Disciple Additional Activities.	Catechist Guide, page 195D
What's the Word?	• Complete scriptural Project Disciple Activities.	Catechist Guide, page 195D Copies of Project Disciple scriptural reproducible master, "What's the Word?" Chapter 23 (back of guide)
Optional Activities		
Religion.SadlierConnect.com	• Chapter 23 Study Guide and web activities	
Story Corner	• Read Chapter Story	Catechist Guide, page 195E
Chapter Project	• Complete Chapter 23 Project	Catechist Guide, page 195E
Assessment		
Chapter 23 Test	• Complete Chapter 23 Test	Student Edition, page 202
Chapter 23 Test	• Complete Chapter 23 Test	Assessment Book, pages 45–46
4 We Take a Break		

Session Planning Guide

Session Steps	Session Presentation	Session Notes
5 We Believe		
Page 204 <i>Marriage was part of God's plan from the very beginning.</i>	<ul style="list-style-type: none"> • Discuss marriage as part of God's plan and its importance as a sacrament. • Discuss the importance of keeping promises. 	
Page 205 <i>The marriage covenant is built on Christ's love for the Church.</i>	<ul style="list-style-type: none"> • Discuss Old and New Testament covenants and marriage. • Identify ways to be a loyal family member, friend, or neighbor. 	<p>"Love Is Colored Like a Rainbow," Ray Repp, #24, Grade 5 CD</p> <p>Optional Activity: Activity Bank Multiple Intelligences: Verbal-Linguistic— Encourage the students to collect family stories. After the students record the stories, suggest that they retell one of the stories in their own words.</p> <p>Optional Activity: Activity Bank Catholic Social Teaching: Dignity of the Human Person—Remind the students that the Church teaches that every member of the family should be treated with respect, love, and care. Invite the students to name some ways they can fulfill this Church teaching in their own families.</p> <p>Catechist Guide, page 205</p>
Page 206 <i>In the Sacrament of Matrimony a man and a woman promise to always love and be true to each other.</i> <i>Rite of Marriage</i>	<ul style="list-style-type: none"> • Discuss marriage preparation, the Rite of Marriage, and fidelity. • Name ways married couples can be an example of Christian life. 	<p>Copies of Reproducible Master 24, Catechist Guide, page 203C</p>
Page 207 <i>Families are very important communities.</i>	<ul style="list-style-type: none"> • Discuss family responsibilities of parents and students. • Read and discuss <i>As Catholics</i>. 	<p>Optional Activity: Activity Bank Family: The Homeless Are Families— Tell the students that the homeless are often families in desperate situations. Have students research and report on the facts about families at risk who have become homeless, including what is being done to house, feed, and protect these fragile families.</p> <p>Catechist Guide, page 207</p>

Session Planning Guide

Session Steps	Session Presentation	Session Notes
6 We Respond		
Page 207	• Write slogans to encourage families, and design a billboard.	
Project Disciple Activities		
Show What You Know What's the Word? Saint Stories Fast Facts	• Complete Student Edition Project Disciple Activities.	Colored pencils or crayons Student Edition, pages 208–209
Reality Check Question Corner Saint Stories	• Complete Project Disciple Additional Activities.	Catechist Guide, page 203D
What's the Word?	• Complete scriptural Project Disciple Activities.	Catechist Guide, Page 203D Copies of Project Disciple scriptural reproducible master, "What's the Word?" Chapter 24 (back of guide)
Catholic Identity Retreat: Liturgy & Sacraments, Leader's Guide pages 7–12		
I Open My Heart * We Come Together for Prayer * I Cherish God's Word I Value My Catholic Faith I Celebrate Catholic Identity I Honor My Catholic Identity	• Complete activities in student text.	These activities should be done in a prayerful quiet environment. Allow students time for meditation and reflection.
In today's session you may choose to spend 30–45 minutes on Catholic Identity Retreat (See Leader's Guide page ix for timing.)		
Optional Activities		
Religion.SadlierConnect.com	• Chapter 24 Study Guide and web activities	
Story Corner	• Read Chapter Story	Catechist Guide, Page 203E
Chapter Project	• Complete Chapter 24 Project	Catechist Guide, Page 203E
Assessment		
Chapter 24 Test	• Complete Chapter 24 Test	Student Edition, page 210
Chapter 24 Test	• Complete Chapter 24 Test	Assessment Book, pages 47–48
7 We Take Home		
Sharing Faith with My Family	• Send home Sharing Faith with My Family reproducible master.	Copies of Sharing Faith with My Family reproducible master, Chapter 23 and Chapter 24 (back of guide) Copies of Bringing the Retreat Home, page R15; Why We Believe, page 16; Leader's Guide, page 11

* Suggested to be done as optional activity in Lesson Plan

Session 10—The Church’s Mission

Session 10 Overview

The theme of Session 10 is *The Church’s Mission*. The students learn in Chapter 25 that through the Sacrament of Holy Orders the Church continues the Apostles’ mission. In Chapter 26 they learn about the four marks of the Church, and that the Church respects all people and works for justice and peace.

The Catholic Identity Retreat: Prayer is placed here in Session 10. The suggestion here is to end the session with a thirty minute retreat on Prayer as part of We Respond. When you choose this option eliminate Project Disciple activities or send them home.

Go to Religion.SadlierConnect.com, for both chapters’ correlations to:

- Six Tasks of Catechesis
- Catholic Social Teaching
- *Catechetical Formation in Chaste Living*

Chapter 25 Overview

In Chapter 24 the students learned about the Sacrament of Matrimony and the promise of faithfulness and love made by the man and woman. In this chapter the students will learn about the Sacrament of Holy Orders in which the ordained make a promise of service for the People of God.

Key Words

Holy Orders
bishops
priests
deacons

Doctrinal Content	For Adult Reading and Reflection <i>Catechism of the Catholic Church</i>
The students will learn:	Paragraph
• Jesus shares his ministry in a special way with the Apostles	551
• Holy Orders is the sacrament through which the Church continues the Apostles’ mission	1562
• Bishops, priests, and deacons serve the Church in different ways.	1554
• The laying on of hands and prayer of consecration are the main parts of the Sacrament of Holy Orders	1573

Chapter 26 Overview

In Chapter 25 the students learned about the Sacrament of Holy Orders in which the ordained promise to minister and serve the People of God. In this chapter, they will learn that the Church is one, holy, catholic, and apostolic, that it represents all people, and works for justice and peace.

Key Words

marks of the Church
ecumenism
stewards of creation

Doctrinal Content	For Adult Reading and Reflection <i>Catechism of the Catholic Church</i>
The students will learn:	Paragraph
• The Church is one and holy	813, 823
• The Church is catholic and apostolic.	830–831, 857
• The Church respects all people	855
• The Church works for justice and peace.	2442

Session Planning Guide

Session Steps	Session Presentation	Session Notes
1 We Gather		
Page 211 Prayer Focus on Life	<ul style="list-style-type: none"> • Listen to Scripture. • Respond in song. • Identify people who nurture faith and ways that these people do so. 	For the prayer space: a Bible, symbols and/or photos of Holy Orders “Come Follow Me,” Barbara Bridge, #25, Grade 5 CD
2 We Believe		
Page 212 <i>Jesus shares his ministry in a special way with the Apostles.</i>	<ul style="list-style-type: none"> • Discuss Jesus’ sharing his ministry with Apostles. • Do the activity about service to family and classmates. 	
Page 213 <i>Holy Orders is the sacrament through which the Church continues the Apostles’ mission.</i>	<ul style="list-style-type: none"> • Read about the Holy Spirit and early Church leaders. • Identify ways priests, deacons and parishioners work together. • Read and discuss <i>As Catholics</i>. 	Optional Activity: Activity Bank Parish: Relationship to the Local Bishop— Encourage the students to find out the ways their local parishes contribute to the common good of the diocese. Have them investigate the means by which the bishop provides services that benefit the needy. Catechist Guide, page 213
Page 214 <i>Bishops, priests, and deacons serve the Church in different ways.</i>	<ul style="list-style-type: none"> • Discuss the service that bishops, priests, and deacons offer God’s people. • Identify parish leadership and service. 	Copies of Reproducible Master 25, Catechist Guide page 211C Optional Activity: Activity Bank Multicultural Connections: Missionary Priests to the United States— Have the students investigate missionary priests from Europe who were real pioneers for the faith and spreading the Gospel in the United States. Catechist Guide, page 215
Page 215 <i>The laying on of hands and prayer of consecration are the main parts of the Sacrament of Holy Orders.</i>	<ul style="list-style-type: none"> • Discuss the celebrations of the Sacrament of Holy Orders. 	
3 We Respond		
Page 215	<ul style="list-style-type: none"> • Design a sign of service to show others that you are a follower of Christ and member of the Church. 	Crayons or markers

Session Planning Guide

Session Steps	Session Presentation	Session Notes
Project Disciple Activities		
Show What You Know Saint Stories Fast Facts	• Complete Student Edition Project Disciple Activities.	Colored pencils or crayons Student Edition, pages 216–217
Pray Today Show What You Know Question Corner	• Complete Project Disciple Additional Activities.	Catechist Guide, page 211D
What's the Word?	• Complete scriptural Project Disciple Activities.	Catechist Guide, page 211D Copies of Project Disciple scriptural reproducible master, "What's the Word?" Chapter 25 (back of guide)
Optional Activities		
Religion.SadlierConnect.com	• Chapter 25 Study Guide and web activities	
Story Corner	• Read Chapter Story	Catechist Guide, page 211E
Chapter Project	• Complete Chapter 25 Project	Catechist Guide, page 211E
Assessment		
Chapter 25 Test	• Complete Chapter 25 Test	Student Edition, page 218
Chapter 25 Test	• Complete Chapter 25 Test	Assessment Book, pages 49–50
4 We Take a Break		
5 We Believe		
Page 220 <i>The Church is one and holy.</i>	<ul style="list-style-type: none"> • Review the four marks of the Church. • Identify one thing that can lead to personal holiness. • Read and discuss <i>As Catholics</i>. 	Copies of Reproducible Master 26, Catechist Guide, page 219C

Session Planning Guide

Session Steps	Session Presentation	Session Notes
Page 221 <i>The Church is catholic and apostolic.</i>	<ul style="list-style-type: none"> Discuss the meaning of the words <i>catholic</i> and <i>apostolic</i>. Identify ways to welcome others and share faith with them. 	<p>Copies of Reproducible Master 26, Catechist Guide, page 219C</p> <p>Cardboard cylinders</p> <p>Optional Activity: Activity Bank Multicultural Connection: New Immigrant Groups in the Church—Explain to students that the Catholic Church in the United States grew in size and diversity because millions of immigrants came from Europe. Encourage students to research and report on the ways that new immigrant groups are adding to the universal nature of the Church in America.</p> <p>Catechist Guide, page 221</p>
Page 222 <i>The Church respects all people.</i>	<ul style="list-style-type: none"> Discuss the work of ecumenism and respect for all faiths. Complete the questions to Jesus about faith in the world. 	<p>Copies of Reproducible Master 26, Catechist Guide, page 219C</p>
Page 223 <i>The Church works for justice and peace.</i>	<ul style="list-style-type: none"> Discuss the meaning of justice and its relationship to the stewardship of creation. 	<p>Copies of Reproducible Master 26, Catechist Guide, page 219C</p> <p>Optional Activity: Activity Bank Multiple Intelligences: Naturalist—Encourage students to enjoy God’s creation throughout the summer. Invite them to keep a journal of the natural wonders they might see on vacation.</p> <p>Catechist Guide, page 223</p>
6 We Respond		
Page 223	<ul style="list-style-type: none"> Identify things that families can do to show respect for the rights of others. 	

Session Planning Guide

Session Steps	Session Presentation	Session Notes
Project Disciple Activities		
Show What You Know Make it Happen Fast Facts Reality Check Pray Today Take Home	• Complete Student Edition Project Disciple Activities.	Colored pencils or crayons Student Edition, pages 224–225
What Would You Do? Reality Check Show What You Know	• Complete Project Disciple Additional Activities.	Page 219D, Catechist Guide
What's the Word?	• Complete scriptural Project Disciple Activities.	Page 219D, Catechist Guide Copies of Project Disciple scriptural reproducible master, "What's the Word?" Chapter 26 (back of guide)
Catholic Identity Retreat: Prayer, Leader's Guide pages 19–23		
I Open My Heart We Come Together for Prayer I Cherish God's Word I Value My Catholic Faith I Celebrate Catholic Identity I Honor My Catholic Identity	• Complete activities in student text.	These activities should be done in a prayerful quiet environment. Allow students time for meditation and reflection.
In today's session you may choose to spend 30–45 minutes on Catholic Identity Retreat. (See Leader's Guide page ix for timing.)		
Optional Activities		
Religion.SadlierConnect.com	• Chapter 26 Study Guide and web activities	
Story Corner	• Read Chapter Story	Catechist Guide, page 219E
Chapter Project	• Complete Chapter 26 Project	Catechist Guide, page 219E
Assessment		
Chapter 26 Test	• Complete Chapter 26 Test	Student Edition, page 226
Chapter 26 Test	• Complete Chapter 26 Test	Assessment Book, pages 51–52
7 We Take Home		
Sharing Faith with My Family	• Send home Sharing Faith with My Family reproducible master.	Copies of Sharing Faith with My Family reproducible master, Chapter 25 and Chapter 26 (back of guide) Copies of Bringing the Retreat Home, page R23; Why We Believe, page 24; Leader's Guide, page 17

Session 1—God in Creation

Session 1 Overview

The theme of Session 1 is *God in Creation*. Students learn in Chapter 1 that God reveals himself in creation, through Divine Revelation, and through the Bible and Tradition. They also learn in Chapter 2 that God created the universe, is the source of all life, and made us in his image and likeness.

The Catholic Identity Retreat: Creed is placed here in Session 1. When you choose this option eliminate Project Disciple activities or send them home.

Chapter 1 Overview

In Grade 5 the students learned about the liturgy and the sacraments of the Church. In this chapter they will learn about God’s self-Revelation through his creation, through the Bible, and in his Son, Jesus Christ.

Doctrinal Content	For Adult Reading and Reflection <i>Catechism of the Catholic Church</i>
The students will learn:	Paragraph
• We can know God through his creation	32
• God makes himself known through Divine Revelation	38
• God’s Revelation is handed down through the Bible and Tradition.	81
• The Bible is a collection of books.	120

Chapter 2 Overview

In Chapter 1 the students were introduced to God’s self-Revelation. In this chapter the students will learn that God created all things and that we are made in God’s image and likeness.

Doctrinal Content	For Adult Reading and Reflection <i>Catechism of the Catholic Church</i>
The students will learn:	Paragraph
• The Book of Genesis is about beginnings	289
• God created the universe.	293
• God is the source of all life.	301
• Human beings are created in God’s image and likeness	357

Go to Religion.SadlierConnect.com, for both chapters’ correlations to:

- Six Tasks of Catechesis
- Catholic Social Teaching
- *Catechetical Formation in Chaste Living*

Key Words

Divine Revelation

Bible

Divine Inspiration

Blessed Trinity

Tradition

Key Words

covenant

human dignity

conscience

Book of Genesis

free will

Session Planning Guide

Session Steps	Session Presentation	Session Notes
1 We Gather		
Page 19 Prayer Focus on Life	<ul style="list-style-type: none"> • Listen to Scripture. • Respond in song. • Discuss discovering new ideas. 	For the prayer space: Bible opened to Psalm 139, two flashlights, items representing God's creation Cell phone, wristwatch "God, Creator, God Most High," Janet Vogt, #2, Grade 6 CD
2 We Believe		
Pages 20–21 <i>We can know God through his creation.</i>	<ul style="list-style-type: none"> • Read about knowing God through his creation. • Discuss the pictures. 	Optional Activities: Catechist Guide, page 21
Pages 22–23 <i>God makes himself known through Divine Revelation.</i>	<ul style="list-style-type: none"> • Read about and discuss Divine Revelation and the Blessed Trinity. • Highlight ways God has revealed himself. 	Optional Activities: Catechist Guide, page 23
Pages 24–25 <i>God's Revelation is handed down through the Bible and Tradition.</i>	<ul style="list-style-type: none"> • Read about the Bible and Tradition. • Discuss ways the Bible and Tradition are the same or different. 	Optional Activities: Catechist Guide, page 25
Page 26 <i>The Bible is a collection of books.</i>	<ul style="list-style-type: none"> • Discuss the Bible as a collection of books and explain biblical citation. • Discuss literary forms and writers' messages. • Complete the citation activity. • Read and discuss <i>As Catholics</i>. • Present Reproducible Master 1. 	Copies of Reproducible Master 1, Catechist Guide, page 19C Bible Optional Activities: Catechist Guide, page 27
3 We Respond		
Page 27	<ul style="list-style-type: none"> • Discuss ways to know God and share this knowledge with others. 	

Session Planning Guide

Session Steps	Session Presentation	Session Notes
Project Disciple Activities		
Show What You Know Picture This Saint Stories Fast Facts Make it Happen	• Complete Student Edition Project Disciple Activities.	Colored pencils or crayons Student Edition, pages 28–29
Reality Check Pray Today Picture This	• Complete Project Disciple Additional Activities.	Catechist Guide, page 19D
What's the Word?	• Complete scriptural Project Disciple Activities.	Catechist Guide, page 19D Copies of Project Disciple, "What's the Word?" scriptural Reproducible Master, Chapter 1 (back of guide)
Catholic Identity Retreat: Creed, Leader's Guide pages 1–6		
I Open My Heart * We Come Together for Prayer I Cherish God's Word I Value My Catholic Faith I Celebrate Catholic Identity I Honor My Catholic Identity	• Complete activities in student text.	These activities should be done in a prayerful quiet environment. Allow students time for meditation and reflection.
In today's session you may choose to spend 30–45 minutes on Catholic Identity Retreat. (See Leader's Guide page ix for timing.)		
Optional Activities		
Religion.SadlierConnect.com	• Chapter 1 Study Guide and web activities	
Story Corner	• Read Chapter Story	Catechist Guide, page 19E
Chapter Project	• Complete Chapter 1 Project	Catechist Guide, page 19E
Assessment		
Chapter 1 Test	• Complete Chapter 1 Test	Student Edition, page 30
Chapter 1 Test	• Complete Chapter 1 Test	Pages 3–4, Assessment Book
4 We Take a Break		

Session Planning Guide

Session Steps	Session Presentation	Session Notes
5 We Believe		
Pages 32–33 <i>The Book of Genesis is about beginnings.</i>	<ul style="list-style-type: none"> • Introduce the Book of Genesis. • Discuss the Book of Genesis and draw door panels. 	Optional Activities: Catechist Guide, page 33
Pages 34–35 <i>God created the universe.</i> Genesis 1:1–31; 2:1–4	<ul style="list-style-type: none"> • Read about and discuss God’s creation. • Prepare and present skits. 	Optional Activities: Catechist Guide, page 35
Pages 36–37 <i>God is the source of all life.</i>	<ul style="list-style-type: none"> • Read about God, the source of all life. • Discuss the attributes of God. 	Optional Activities: Catechist Guide, page 37
Pages 38–39 <i>Human beings are created in God’s image and likeness.</i>	<ul style="list-style-type: none"> • Read about our creation in God’s image and likeness. • Complete Reproducible Master 2. • Read and discuss <i>As Catholics</i>. 	Copies of Reproducible Master 2, Catechist Guide, page 31C Optional Activities: Catechist Guide, page 39
6 We Respond		
Page 31	<ul style="list-style-type: none"> • In the activity, plan a TV commercial. 	Colored pencils or markers
Project Disciple Activities		
Show What You Know Celebrate! More to Explore Pray Today What’s the Word?	<ul style="list-style-type: none"> • Complete Student Edition Project Disciple Activities. 	Colored pencils or crayons Student Edition, pages 40–41
Reality Check Picture This Show What You Know	<ul style="list-style-type: none"> • Complete Project Disciple Additional Activities. 	Catechist Guide, page 31D
What’s the Word?	<ul style="list-style-type: none"> • Complete scriptural Project Disciple Activities. 	Catechist Guide, page 31D Copies of Project Disciple, “What’s the Word?” scriptural Reproducible Master, Chapter 2 (back of guide)

* Suggested to be done as optional activity in Lesson Plan

Session Planning Guide

Session Steps	Session Presentation	Session Notes
Optional Activities		
Religion.SadlierConnect.com	• Chapter 2 Study Guide and web activities	
Story Corner	• Read Chapter Story	Catechist Guide, page 31E
Chapter Project	• Complete Chapter 2 Project	Catechist Guide, page 31E
Assessment		
Chapter 2 Test	• Complete Chapter 2 test	Student Edition, page 42
Optional Assessments		
Chapter 2 Test	• Complete Chapter 2 test	Assessment Book, pages 5–6
Chapter 2 Test	• Complete Chapter 2 test	CD-ROM Test Generator and Resource: Chapter 2
7 We Take Home		
Sharing Faith with My Family	• Send home Sharing Faith with My Family reproducible master.	<p>Copies of Sharing Faith with My Family reproducible master, Chapter 1 and Chapter 2 (back of guide)</p> <p>Copies of Bringing the Retreat Home, page R7; Why We Believe, page R8; Leader's Guide, page 5</p>

Session 4—From the Wilderness to Canaan

Session 4 Overview

The theme of Session 4 is *From the Wilderness to Canaan*. Students learn in Chapter 9 about how Moses led God’s people through the wilderness where God gave them the law. They learn in Chapter 10 that out of the wilderness the Israelites conquered Canaan and settled there.

The Catholic Identity Retreat: Liturgy & Sacraments, is placed here in Session 4. When you choose this option eliminate Project Disciple activities or send them home.

Go to Religion.SadlierConnect.com, for both chapters’ correlations to:

- Six Tasks of Catechesis
- Catholic Social Teaching
- *Catechetical Formation in Chaste Living*

Chapter 9 Overview

In Chapter 8 the students learned about the Exodus. In this chapter the students will learn about the journey to the promised land.

Key Words

Mount Sinai
manna
ark of the covenant
miracle
Ten Commandments

Doctrinal Content	For Adult Reading and Reflection <i>Catechism of the Catholic Church</i>
The students will learn:	Paragraph
• Moses led God’s people through the wilderness	1334
• God gave his people the Law	2057
• The people built God a dwelling place	2578
• God led his people toward the promised land	1305

Chapter 10 Overview

In Chapter 9 the students learned about the Israelites’ wandering in the wilderness. In this chapter the students will learn about the conquest of Canaan.

Key Words

Nazirite

Doctrinal Content	For Adult Reading and Reflection <i>Catechism of the Catholic Church</i>
The students will learn:	Paragraph
• God’s people conquered Canaan	1222
• God’s people settled in Canaan	489
• Samson was the most famous judge	932
• Ruth lived a life of sacrifice	1611

Session Planning Guide

Session Steps	Session Presentation	Session Notes
1 We Gather		
Page 107 Prayer Focus on Life	<ul style="list-style-type: none"> Affirm trust in God. Respond in song. Discuss long trips together in groups. 	For the prayer space: Bible opened to Matthew 14:27, map showing Mount Sinai “Be Not Afraid,” Bob Dufford, #11, Grade 6 CD
2 We Believe		
Pages 108–109 <i>Moses led God’s people through the wilderness.</i>	<ul style="list-style-type: none"> Use the Reproducible Master 9 organizer. Read about and discuss the Israelites’ journey. Write songs of praise. 	Copies of Reproducible Master 9, Catechist Guide, page 107C Optional activities: Catechist Guide, page 109
Pages 110–111 <i>God gave his people the law.</i>	<ul style="list-style-type: none"> Read about Moses, the Ten Commandments, and the new covenant. Write down ways to show love for God and others. 	Optional activities: Catechist Guide, page 111
Pages 112–113 <i>The people built God a dwelling place.</i>	<ul style="list-style-type: none"> Read about building God’s dwelling place. Discuss false gods in today’s world. Discuss places where we feel God’s presence. Read and discuss <i>As Catholics</i>. 	Optional activities: Catechist Guide, page 113
Pages 114–115 <i>God led his people toward the promised land.</i>	<ul style="list-style-type: none"> Read and discuss the first two paragraphs. Have the students read silently “On the Plains of Moab,” reading to find out what things changed for the Israelites. Discuss their findings, then summarize. Go over the directions for the first part of the activity on page 115. Have the students work in pairs. If possible, give them a highlighter to use. Invite students to complete the second part, listing ways God has acted in their own lives. 	Optional activities: Catechist Guide, page 115
3 We Respond		
Page 115	<ul style="list-style-type: none"> Do the highlighting activity and reflect on God’s action in our lives. 	

Session Planning Guide

Session Steps	Session Presentation	Session Notes
Project Disciple Activities		
Show What You Know What's the Word? Celebrate! Fast Facts	• Complete Student Edition Project Disciple Activities.	Crayons or colored pencils Student Edition, pages 116–117
Fast Facts Pray Picture This	• Complete Project Disciple Additional Activities.	Catechist Guide, page 107D
What's the Word?	• Complete scriptural Project Disciple Activities.	Catechist Guide, page 107D Copies of Project Disciple, "What's the Word?" scriptural Reproducible Master, Chapter 9 (back of guide)
Optional Activities		
Religion.SadlierConnect.com	• Chapter 9 Study Guide and web activities	
Story Corner	• Read Chapter Story	Catechist Guide, page 107E
Chapter Project	• Complete Chapter 9 Project	Catechist Guide, page 107E
Assessment		
Chapter 9 Test	• Complete Chapter 9 Test	Student Edition, page 118
Chapter 9 Test	• Complete Chapter 9 Test	Assessment Book, pages 17–18
4 We Take a Break		
5 We Believe		
Pages 120–121 <i>God's people conquered Canaan.</i> Joshua 6:1–20	• Read about God's people entering Canaan. • Present Reproducible Master 10. • Complete the storytelling activity.	Copies of Reproducible Master 10, Catechist Guide, page 119C Optional Activities: Catechist Guide, page 121
Pages 122–123 <i>God's people settled in Canaan.</i>	• Discuss the settlement of God's people in Canaan. • Talk about people who influence our lives.	One six-sided number cube Optional Activities: Catechist Guide, page 123
Pages 124–125 <i>Samson was the most famous judge.</i>	• Read about Samson and Delilah. • Discuss gifts, talents, and strengths. • Discuss vows in <i>As Catholics</i> .	Optional Activities: Catechist Guide, page 125
Pages 126–127 <i>Ruth lived a life of self-sacrifice.</i>	• Read about Ruth.	"Wherever You Go," Gregory Norbet, # 14, Grade 6 CD (option) Optional Activities: Catechist Guide, page 127

Session Planning Guide

Session Steps	Session Presentation	Session Notes
6 We Respond		
Page 127	• Plan a faithfulness CD.	
Project Disciple Activities		
Show What You Know Make it Happen Fast Facts Saint Stories Reality Check	• Complete Student Edition Project Disciple Activities.	Colored pencils or crayons Student Edition, pages 128–129
More to Explore Pray Today Saint Stories	• Complete Project Disciple Additional Activities.	Catechist Guide, page 119D
What's the Word?	• Complete scriptural Project Disciple Activities.	Catechist Guide, page 119D Copies of Project Disciple, "What's the Word?" scriptural Reproducible Master, Chapter 10 (back of guide)
Catholic Identity Retreat: Liturgy & Sacraments, Leader's Guide pages 7–12		
I Open My Heart We Come Together for Prayer I Cherish God's Word I Value My Catholic Faith * I Celebrate Catholic Identity I Honor My Catholic Identity	• Complete activities in student text.	These activities should be done in a prayerful quiet environment. Allow students time for meditation and reflection.
In today's session you may choose to spend 30–45 minutes on Catholic Identity Retreat. (See Leader's Guide page ix for timing.)		
Optional Activities		
Religion.SadlierConnect.com	• Chapter 10 Study Guide and web activities	
Story Corner	• Read Chapter Story	Catechist Guide, page 119E
Chapter Project	• Complete Chapter 10 Project	Catechist Guide, page 119E

Session Planning Guide

Session Steps	Session Presentation	Session Notes
Assessment		
Chapter 10 Test	• Complete Chapter 10 Test	Student Edition, page 130
Chapter 10 Test	• Complete Chapter 10 Test	Assessment Book, pages 19–20
7 We Take Home		
Sharing Faith with My Family	• Send home Sharing Faith with My Family reproducible master.	<p>Copies of Sharing Faith with My Family reproducible master, Chapter 9 and Chapter 10 (back of guide)</p> <p>Copies of Bringing the Retreat Home, page R11; Why We Believe, page R12; Leader's Guide, page 9</p>

Session 10 – The Church’s Ministry

Session 10 Overview

The theme of Session 10 is *The Church’s Ministry*. Students learn in Chapter 25 that the Church continues Jesus’ ministry. In Chapter 26 they learn about the four marks, or essential features, of the Church: one, holy, welcoming, and faithful.

The Catholic Identity Retreat: Morality is placed here in Session 10. When you choose this option eliminate Project Disciple activities or send them home.

Go to Religion.SadlierConnect.com, for both chapters’ correlations to:

- Six Tasks of Catechesis
- Catholic Social Teaching
- *Catechetical Formation in Chaste Living*

Chapter 25 Overview

In Chapter 24 the students learned about the coming of the Holy Spirit and the growth of the Church. In this chapter they will learn about the ways the Church continues the ministry of Jesus.

Key Words

Catholic social teaching

Doctrinal Content	For Adult Reading and Reflection <i>Catechism of the Catholic Church</i>
The students will learn:	Paragraph
• The New Testament is made up of different kinds of writing	126
• The Bible is an important source for Christian living and worship.	133
• The Church continues Jesus’ ministry through the Seven Sacraments	1210
• The Church continues Jesus’ ministry through its work for social justice	2420

Chapter 26 Overview

In Chapter 25 the students learned that the Church continues the ministry of Jesus. In this chapter they will learn about the four marks, or essential features, of the Church.

Key Words

marks of the Church holiness
ecumenism
holiness

Doctrinal Content	For Adult Reading and Reflection <i>Catechism of the Catholic Church</i>
The students will learn:	Paragraph
• We live as one people.	820
• We live as a holy people.	826
• We live as a welcoming people	835
• We live as a faithful people	863

Session Planning Guide

Session Steps	Session Presentation	Session Notes
1 We Gather		
Page 283 Prayer Focus on Life	<ul style="list-style-type: none"> • Pray with Scripture. • Respond in song. • Discuss family memories. 	For the prayer space: Bible opened to the Gospel of Luke, road map “God Has Chosen Me,” Bernadette Farrell, #27, Grade 6 CD Bibles
2 We Believe		
Pages 284–285 <i>The New Testament is made up of different types of writing.</i>	<ul style="list-style-type: none"> • Discuss the types of writings in the New Testament. • Complete the list activity. 	Optional Activities: Catechist Guide, page 285
Pages 286–287 <i>The Bible is an important source for Christian living and worship.</i>	<ul style="list-style-type: none"> • Reflect on the Bible as a guide for living and worship. • Present Reproducible Master 25. • Discuss ways to learn more about Scripture. • Read about the Works of Mercy in <i>As Catholics</i>. 	Copies of Reproducible Master 25, Catechist Guide, page 283C Optional Activities: Catechist Guide, page 287
Pages 288–289 <i>The Church continues Jesus' ministry through the Seven Sacraments.</i>	<ul style="list-style-type: none"> • Read about and explain the sacraments. • Complete the sacrament activity. 	Optional Activities: Catechist Guide, page 289
Pages 290–291 <i>The Church continues Jesus' ministry through its work for social justice.</i>	<ul style="list-style-type: none"> • Read about and discuss Catholic social teaching. 	Optional Activities: Catechist Guide, page 291
3 We Respond		
Page 291	<ul style="list-style-type: none"> • Do the dramatization activity. 	

Session Planning Guide

Session Steps	Session Presentation	Session Notes
Project Disciple Activities		
Show What You Know Celebrate! Saint Stories What's the Word? Question Corner	• Complete Student Edition Project Disciple Activities.	Colored pencils or crayons Student Edition, pages 292–293
More to Explore Make it Happen Saint Stories	• Complete Project Disciple Additional Activities.	Catechist Guide, page 283D
What's the Word?	• Complete scriptural Project Disciple Activities.	Catechist Guide, page 283D Copies of Project Disciple, "What's the Word?" scriptural Reproducible Master, Chapter 25 (back of guide)
Catholic Identity Retreat: Morality, Leader's Guide pages 13–18		
I Open My Heart * We Come Together for Prayer I Cherish God's Word * I Value My Catholic Faith I Celebrate Catholic Identity I Honor My Catholic Identity	• Complete activities in student text.	These activities should be done in a prayerful quiet environment. Allow students time for meditation and reflection.
In today's session you may choose to spend 30–45 minutes on Catholic Identity Retreat. (See Leader's Guide page ix for timing.)		
Optional Activities		
Religion.SadlierConnect.com	• Chapter 25 Study Guide and web activities	
Story Corner	• Read Chapter Story	Catechist Guide, page 283E
Chapter Project	• Complete Chapter 25 Project	Catechist Guide, page 283E
Assessment		
Chapter 25 Test	• Complete Chapter 25 Test	Student Edition, page 294
Chapter 25 Test	• Complete Chapter 25 Test	Assessment Book, pages 49–50
4 We Take a Break		

Session Planning Guide

Session Steps	Session Presentation	Session Notes
5 We Believe		
Pages 296–297 <i>We live as one people.</i>	<ul style="list-style-type: none"> • Read about the Church as one. • Work on an ecumenism poster. 	Optional Activities: Catechist Guide, page 297
Pages 298–299 <i>We live as a holy people.</i>	<ul style="list-style-type: none"> • Reflect on holiness in the Church. • Do the Belonging to God activity. • Read about All Saints’ and All Souls’ Days in <i>As Catholics</i>. • Present Reproducible Master 26. 	Copies of Reproducible Master 26, Catechist Guide page 295C Optional Activities: Catechist Guide, page 299
Pages 300–301 <i>We live as a welcoming people.</i>	<ul style="list-style-type: none"> • Reflect on the meaning of the word <i>catholic</i>. • Illustrate ways your parish is a community. • Read about other faiths. • Complete the activity about respect. 	Optional Activities: Catechist Guide, page 301
Pages 302–303 <i>We live as a faithful people.</i>	<ul style="list-style-type: none"> • Read about the apostolic Church and the role of the laity. 	Optional Activities: Catechist Guide, page 303
6 We Respond		
Page 303	<ul style="list-style-type: none"> • Reflect on the mission of the Church and ways to participate in it. 	“Who Am I?” #28, Grade 6 CD (option)
Project Disciple Activities		
Show What You Know Question Corner Saint Stories Pray Today	<ul style="list-style-type: none"> • Complete Student Edition Project Disciple Activities. 	Colored pencils or crayons Student Edition, pages 304–305
Show What You Know Make it Happen Pray Today	<ul style="list-style-type: none"> • Complete Project Disciple Additional Activities. 	Catechist Guide, page 295D
What’s the Word?	<ul style="list-style-type: none"> • Complete scriptural Project Disciple Activities. 	Catechist Guide, page 295D Copies of Project Disciple, “What’s the Word?” scriptural Reproducible Master, Chapter 26 (back of guide)

* Suggested to be done as optional activity in Lesson Plan

Session Planning Guide

Session Steps	Session Presentation	Session Notes
Optional Activities		
Religion.SadlierConnect.com	• Chapter 26 Study Guide and web activities	
Story Corner	• Read Chapter Story	Catechist Guide, page 295E
Chapter Project	• Complete Chapter 26 Project	Catechist Guide, page 295E
Assessment		
Chapter 26 Test	• Complete Chapter 26 Test	Student Edition, page 306
Chapter 26 Test	• Complete Chapter 26 Test	Assessment Book , pages 51–52
7 We Take Home		
Sharing Faith with My Family	• Send home Sharing Faith with My Family reproducible master.	<p>Copies of Sharing Faith with My Family reproducible master, Chapter 25 and Chapter 26 (back of guide)</p> <p>Copies of Bringing the Retreat Home, page R23; Why We Believe, page R24; Leader's Guide, page 17</p>

Session 1—God Reveals the Truth

Session 1 Overview

The theme of Session 1 is *God Reveals the Truth*. The students learn in Chapter 1 that God created us to know him and that God makes himself known. They learn in Chapter 2 that Scripture and Tradition reveal God’s truth.

The Catholic Identity Retreat: Creed is placed here in Session 1. When you choose this option eliminate activities from Responding or have the young people complete on their own.

Chapter 1 Overview

In this chapter the students will learn that God created us to know him. They will also learn that Jesus Christ fully reveals who God is.

Doctrinal Content	For Adult Reading and Reflection <i>Catechism of the Catholic Church</i>
The students will learn:	Paragraph
• God created us to know him	45
• God makes himself known.	69
• God gives us the gift of faith.	179
• The Church gives witness to God’s presence	98

Chapter 2 Overview

In this chapter the students will learn that God reveals his truth to us in Scripture and Tradition.

Doctrinal Content	For Adult Reading and Reflection <i>Catechism of the Catholic Church</i>
The students will learn:	Paragraph
• Scripture and Tradition reveal the truth	98
• The truth is written in Scripture	136
• The truth is handed down in Tradition	81
• The Church lives by the truth	2050

Go to Religion.SadlierConnect.com for:

- additional chapter-related vocabulary and previously taught faith words
- appropriate music and songs
- this week’s liturgical readings
- Project Disciple events
- other additional resources

Key Words

Divine Revelation

faith

grace

salvation

Church

Key Words

Scripture

synagogues

Resurrection

divine inspiration

epistles

deposit of faith

Tradition

Gospels

Magisterium

Session Planning Guide

Session Steps	Session Presentation	Session Notes
1 Gathering		
Page 11 Prayer	<ul style="list-style-type: none"> • Proclaim Deuteronomy 4:29. • Listen to a Scripture Reading. • Respond in prayer. 	For the prayer space: Bible, a cross, a candle, small tablecloth of the color of the current liturgical season
Page 12	<ul style="list-style-type: none"> • Reflect on <i>The Big Question</i>. • Discuss chapter goals. 	
Page 13	<ul style="list-style-type: none"> • Present the text about the meaning of life. 	Colored pencils or markers
2 Believing		
Page 14 <i>God created us to know him.</i>	<ul style="list-style-type: none"> • Ask: <i>When did you first realize that God was present in your life?</i> Optional • Present the text about God creating us. • Present the text about God's love and our response. • Discuss: <i>How will you continue to search for God this week?</i> Optional 	Highlighters or colored pencils Additional Activities: page 14, Guide
Page 15 <i>God makes himself known.</i>	<ul style="list-style-type: none"> • Ask: <i>What does it mean to take the initiative in forming a friendship?</i> Optional • Present the text about Divine Revelation. • Stress the meaning of the <i>Faith Words: Divine Revelation</i> and <i>salvation</i>. • Activity: Work on the timeline. • Discuss: <i>How can you learn more about what God has revealed to us?</i> Optional 	Highlighters or colored pencils Drawing paper, markers
Page 16 <i>God gives us the gift of faith.</i>	<ul style="list-style-type: none"> • Ask: <i>What does being religious mean to you?</i> Optional • Present the text about God's gift of faith. • Define the <i>Faith Word: faith</i>. • Activity: Complete the prayer writing. • Discuss: <i>What are ways in which you can thank God for faith?</i> Optional 	Highlighters or colored pencils
Page 17 <i>The Church gives witness to God's presence.</i>	<ul style="list-style-type: none"> • Ask: <i>What does it mean "to give witness"?</i> Optional • Present the text about Jesus Christ, the Church, and discipleship. • Stress the meaning of the <i>Faith Words: Church</i> and <i>grace</i>. • Discuss: <i>How can you participate more actively in the Church?</i> Optional 	Highlighters or colored pencils Chart paper Additional Activities: Guide, page 17

Session Planning Guide

Session Steps	Session Presentation	Session Notes
3 Responding		
Page 18	<ul style="list-style-type: none"> • Discuss <i>The Big Question</i>. • Complete the <i>Recognizing Our Faith</i> activity. 	Markers or colored pencils World or Middle East map Optional: <i>Living Our Faith</i> <i>Partners in Faith</i> <i>Multiple Intelligences: Verbal-Linguistic, Interpersonal</i> —Write a TV script about Saint Paul.
Page 19	<ul style="list-style-type: none"> • Review the chapter goals in <i>Putting Faith to Work</i> and discuss ways of responding in faith. 	Optional: <i>Encountering God's Word</i>
Page 20	<ul style="list-style-type: none"> • <i>The Worship Connection</i> • <i>More to Explore</i> • <i>Catholic Social Teaching Checklist</i> 	Student Edition, page 20
Catholic Identity Retreat: Creed, Student Book R1–R6		
We Come Together for Prayer I Cherish God's Word I Value My Catholic Faith I Celebrate Catholic Identity I Honor My Catholic Identity	<ul style="list-style-type: none"> • Complete activities in student text. See Teacher Guide T21 for Retreat Options. 	These activities should be done in a prayerful quiet environment. Allow students time for meditation and reflection.
Religion.SadlierConnect.com	Chapter 1 activities and ideas <ul style="list-style-type: none"> • Discover Polls and Downloads • Games and Crosswords • Study Guides • <i>More to Explore</i> Links And more: <ul style="list-style-type: none"> • <i>Project Disciple</i> • <i>Latin Hall</i> • <i>What if I'm Asked About...</i> • <i>Glossary</i> 	
Assessment		
Chapter 1 Assessment	<ul style="list-style-type: none"> • Complete Chapter 1 Assessment. • <i>Alternative Assessment</i> activity. 	Student Edition, page 19 Guide, page 19–20
4 Taking a Break		

Session Planning Guide

Session Steps	Session Presentation	Session Notes
5 Believing		
Page 24 <i>Scripture and Tradition reveal the truth.</i>	<ul style="list-style-type: none"> Ask: <i>To whom or where do you go to find out if new information is true?</i> Optional Present the text about Scripture and Tradition. Stress the meaning of the <i>Faith Words</i>. Discuss: <i>What is one way you will live in response to God's love?</i> Optional 	Highlighters or colored pencils Chart paper Index cards Additional Activities: Guide, page 24
Page 25 <i>The truth is written in Scripture.</i>	<ul style="list-style-type: none"> Ask: <i>What can we learn about ourselves by reading or listening to passages from the Bible?</i> Optional Present the text about the development of the Bible. Stress the meaning of the <i>Faith Words</i>. Activity: Share favorite Bible stories or passages. Discuss: <i>What other truths does God reveal in your life?</i> Optional 	Highlighters or colored pencils Chart paper Bibles
Page 26 <i>The truth is handed down in Tradition.</i>	<ul style="list-style-type: none"> Ask: <i>Which things do you treasure?</i> Optional Present the text about Tradition. Activity: Complete the Tradition sources chart. Discuss: <i>How would you explain God's Revelation through Tradition to a younger Catholic?</i> Optional 	Highlighters or colored pencils Chart paper
Page 27 <i>The Church lives by the truth.</i>	<ul style="list-style-type: none"> Ask: <i>How does the Church help you to understand Divine Revelation?</i> Optional Present the concept of the deposit of faith. Read about the role of the Magisterium. Stress the meaning of the <i>Faith Words</i>. Discuss: <i>What are two truths of the faith that you want to pass on to the next generation?</i> Optional 	Highlighters or colored pencils Chart paper index cards Additional Activities: Guide, page 27

Session Planning Guide

Session Steps	Session Presentation	Session Notes
6 Responding		
Page 28	<ul style="list-style-type: none"> • Discuss <i>The Big Question</i>. • Complete the <i>Recognizing Our Faith</i> activity. 	<p>World map</p> <p>Optional: <i>Living Our Faith</i> <i>Partners in Faith</i> <i>Curriculum Connection: Social Studies</i>—sites in the Roman Empire that Saint Jerome experienced</p>
Page 29	<ul style="list-style-type: none"> • Review the chapter goals in Putting Faith to Work and discuss ways to respond in faith. 	Optional: <i>Encountering God's Word</i>
Page 30	<ul style="list-style-type: none"> • <i>The Worship Connection</i> • <i>More to Explore</i> • <i>Catholic Social Teaching Checklist</i> 	Student Edition, page 30
Religion.SadlierConnect.com	<p>Chapter 2 activities and ideas</p> <ul style="list-style-type: none"> • <i>Discover Polls and Downloads</i> • Games and Crosswords • Study Guides • More to Explore Links <p>And more:</p> <ul style="list-style-type: none"> • <i>Project Disciple</i> • <i>Latin Hall</i> • <i>What If I'm Asked About . . .</i> • <i>Glossary</i> 	
Assessment		
Chapter 2 Assessment	<ul style="list-style-type: none"> • Complete Chapter 2 <i>Assessment</i> • <i>Alternative Assessment</i> activity. 	<p>Student Edition, page 29</p> <p>Guide, pages 29–30</p>
7 Taking Home		
<i>Sharing Faith with Your Family</i>	<ul style="list-style-type: none"> • Share <i>Sharing Faith with Your Family</i> activities 	<p>Chapter 1, page 20, and Chapter 2, page 30</p> <p>Copies of <i>Bringing the Retreat Home</i>, page R7; <i>Why We Believe</i>, page R8</p>

Session 8—Confirmation and Eucharist

Session 8 Overview

The theme of Session 8 is *Confirmation and Eucharist*. The students learn in Chapter 15 that we are sealed with the Gift of the Holy Spirit in Confirmation, which completes Baptism. Students learn in Chapter 16 that we are one with Jesus Christ in the Eucharist.

The Catholic Identity Retreat: Liturgy & Sacraments is placed here in Session 8. When you choose this option eliminate activities from Responding or have the young people complete on their own.

Chapter 15 Overview

In this chapter the students will learn about the Sacrament of Confirmation and its role in strengthening us to live as disciples of Jesus Christ.

Doctrinal Content	For Adult Reading and Reflection <i>Catechism of the Catholic Church</i>
The students will learn:	Paragraph
• God created us to know him	742
• God makes himself known.	1289
• God gives us the gift of faith.	1285
• The Church gives witness to God’s presence	1296

Chapter 16 Overview

In this chapter the students will learn that, in the Eucharist, we are made one with Christ and one with the entire Church.

Doctrinal Content	For Adult Reading and Reflection <i>Catechism of the Catholic Church</i>
The students will learn:	Paragraph
• We are nourished by the Body and Blood of Christ	1392
• Jesus gives his disciples a new covenant.	1365
• We are one with Jesus Christ	1391
• We celebrate the Eucharist	1322

Go to Religion.SadlierConnect.com for:

- additional chapter-related vocabulary and previously taught faith words
- appropriate music and songs
- this week’s liturgical readings
- Project Disciple events
- other additional resources

Key Words

Sacred Chrism
candidates
diocese
sponsor

Key Words

Paschal
Mass

Session Planning Guide

Session Steps	Session Presentation	Session Notes
1 Gathering		
Page 161 Prayer	<ul style="list-style-type: none"> • Proclaim Galatians 5:25. • Pray together to the Holy Spirit. 	For the prayer space: Bible, a cross, a candle, a bowl of holy water, symbols of the Holy Spirit, an evergreen sprig
Page 162	<ul style="list-style-type: none"> • Reflect on <i>The Big Question</i> about good qualities. • Present chapter goals. • Discuss chapter goals. 	
Page 163	<ul style="list-style-type: none"> • Read a fable. • Discuss the meaning of the fable. 	Wallet-sized cards Markers or colored pencils
2 Believing		
Page 164 <i>The disciples receive the Holy Spirit.</i>	<ul style="list-style-type: none"> • Ask: <i>What words do you associate with the Holy Spirit?</i> Optional • Present the text about the coming of the Holy Spirit. • Activity: Write questions for an interview of Saint Peter and roleplay the interview. • Discuss: <i>Why do you think so many people were baptized on Pentecost?</i> Optional 	Markers or colored pencils Additional Activities: Guide, page 165
Page 165 <i>The laying on of hands and Anointing are signs of the Holy Spirit's presence.</i>	<ul style="list-style-type: none"> • Present the signs of Confirmation and the connection between Baptism and Confirmation. • Highlight the definitions of the <i>Faith Words</i>. 	Highlighters or colored markers
Page 166 <i>The Sacrament of Confirmation completes Baptism.</i>	<ul style="list-style-type: none"> • Ask: <i>What things in life require preparation?</i> Optional • Present the text about preparation for the sacrament. • Provide definitions for the <i>Faith Words</i>: <i>candidates</i> and <i>sponsor</i>. • Activity: Design e-cards for Confirmation candidates. • Discuss: <i>Would you consider it an honor if someone asked you to be his or her sponsor? Why or Why not?</i> Optional 	
Page 167 <i>We are sealed with the Gift of the Holy Spirit in Confirmation.</i>	<ul style="list-style-type: none"> • Ask: Who has participated in a celebration of the Sacrament of Confirmation? Optional • Present the steps of the celebration of Confirmation. • Present the gifts and the fruits of the Holy Spirit. • Discuss: What fruits of the Holy Spirit can you help make more evident to others this week? Optional 	Poster board Markers or colored pencils Additional Activities: Guide, page 167

Session Planning Guide

Session Steps	Session Presentation	Session Notes
3 Responding		
Page 168	<ul style="list-style-type: none"> • Discuss <i>The Big Question</i>. • Complete the <i>Recognizing Our Faith</i> activity. 	<p>Drawing paper</p> <p>Markers or colored pencils</p> <p>Optional: <i>Living Our Faith</i> <i>Partners in Faith</i> <i>Multiple Intelligences: Bodily-Kinesthetic, Interpersonal</i>—Role-play examples of being ridiculed for practicing faith.</p>
Page 169	<ul style="list-style-type: none"> • Review the chapter goals in <i>Putting Faith to Work</i> and discuss ways of responding in faith. 	Optional: <i>Encountering God's Word</i>
Page 170	<ul style="list-style-type: none"> • <i>The Worship Connection</i> • <i>More to Explore</i> • <i>Catholic Social Teaching Checklist</i> 	Student Edition, page 170
Religion.SadlierConnect.com	<p>Chapter 15 activities and ideas</p> <ul style="list-style-type: none"> • Discover Polls and Downloads • Games and Crosswords • Study Guides • More to Explore Links <p>And more:</p> <ul style="list-style-type: none"> • <i>Project Disciple</i> • <i>Latin Hall</i> • <i>What if I'm Asked About . . .</i> • <i>Glossary</i> 	
Assessment		
Chapter 15 Assessment	<ul style="list-style-type: none"> • Complete Chapter 15 <i>Assessment</i> • <i>Alternative Assessment</i> activity. 	<p>Student Edition, page 169</p> <p>Guide, pages 169–170</p>
Taking a Break		
5 Believing		
<p>Page 174</p> <p><i>We are nourished by the Body and Blood of Christ.</i></p>	<ul style="list-style-type: none"> • Ask: <i>Which foods are life-sustaining?</i> Optional • Present the text about becoming one with Christ in the Eucharist. • Activity: Complete the chart about overcoming injustice. • Discuss: <i>How can you be more aware of the needs of others?</i> Optional 	Highlighters or colored pencils

Session Planning Guide

Session Steps	Session Presentation	Session Notes
Page 175 <i>Jesus gives his disciples a new covenant.</i>	<ul style="list-style-type: none"> Ask: <i>What is a covenant?</i> Optional Present the text about Passover, the Paschal meal, and Jesus, the Paschal lamb. Present the <i>Faith Word: Paschal</i>. Discuss: What has Jesus Christ done for us? Optional 	Additional Activities: Guide, page 175
Page 176 <i>We are one with Jesus Christ.</i>	<ul style="list-style-type: none"> Ask: <i>How can we share Christ's presence with one another?</i> Optional Emphasize the <i>Faith Word</i>. Present the text about Christ's presence during the Mass. Discuss: <i>Why is the Eucharist the "Sacrament of sacraments" (CCC, 1211)?</i> Optional 	Drawing paper Markers or colored pencils Additional Activities: Guide, page 176
Page 177 <i>We celebrate the Eucharist.</i>	<ul style="list-style-type: none"> Ask: <i>How do we participate in the Mass, the celebration of the Eucharist?</i> Optional Present the text about the parts of the Mass. Activity: Write practical ways of fulfilling the mission to love and serve the Lord. Discuss: <i>What is one way you will love and serve the Lord this week?</i> Optional 	Drawing paper Markers or colored pencils
6 Responding		
Page 178	<ul style="list-style-type: none"> Discuss <i>The Big Question</i>. Complete the <i>Recognizing Our Faith</i> activity. 	Optional: <ul style="list-style-type: none"> <i>Living Our Faith</i> <i>Partners in Faith</i> <i>Curriculum Connection: Social Studies</i> —Research Catholic Relief Services
Page 179	<ul style="list-style-type: none"> Review the chapter goals in <i>Putting Faith to Work</i> and discuss ways of responding in faith. 	Optional: <i>Encountering God's Word</i>
Page 180	<ul style="list-style-type: none"> <i>The Worship Connection</i> <i>More to Explore</i> <i>Catholic Social Teaching Checklist</i> 	Student Edition, page 180

Session Planning Guide

Session Steps	Session Presentation	Session Notes
Catholic Identity Retreat: Liturgy & Sacraments, Student Edition R9–R13		
We Come Together for Prayer I Cherish God's Word I Value My Catholic Faith I Celebrate Catholic Identity I Honor My Catholic Identity	<ul style="list-style-type: none"> Complete activities in student text. See Teacher Guide T21 for Retreat Options. 	These activities should be done in a prayerful quiet environment. Allow students time for meditation and reflection.
Religion.SadlierConnect.com	Chapter 16 activities and ideas <ul style="list-style-type: none"> Discover Polls and Downloads Games and Crosswords Study Guides More to Explore Links And more: <ul style="list-style-type: none"> Project Disciple Latin Hall What if I'm Asked About . . . Glossary 	
Assessment		
Chapter 16 Assessment	<ul style="list-style-type: none"> Complete Chapter 16 Assessment. Alternative Assessment activity. 	Student Edition, page 179 Guide, pages 179–180
7 Taking Home		
<i>Sharing Faith with Your Family</i>	<ul style="list-style-type: none"> Share <i>Sharing Faith with Your Family</i> activities 	Chapter 15, page 170, and Chapter 16, page 180 Copies of <i>Bringing the Retreat Home</i> , page R15; <i>Why I Believe</i> , page R16

Session 12—The Communion of Saints and Prayer

Session 12 Overview

The theme of Session 12 is *The Communion of Saints and Prayer*. Students learn in Chapter 23 that Mary and the saints are examples of discipleship. Students learn in Chapter 24 that prayer strengthens us as we open our hearts to God.

The Catholic Identity Retreat: Prayer is placed here in Session 12. When you choose this option eliminate activities from Responding or have the young people complete on their own.

Go to Religion.SadlierConnect.com for:

- additional chapter-related vocabulary and previously taught faith words
- appropriate music and songs
- this week's liturgical readings
- Project Disciple events
- other additional resources

Chapter 23 Overview

In this chapter the students will learn about the ecumenical movement, the communion of saints, and the role of Mary, Mother of God in the Church.

Key Words

heresy
schism
communion of saints
apostasy
ecumenism
Assumption

Doctrinal Content

For Adult Reading and Reflection *Catechism of the Catholic Church*

The students will learn:

Paragraph

- Jesus calls all to be one820
- As the Body of Christ, the Church, we help each other to live as disciples953
- Mary is the perfect example of discipleship963
- Mary is the Church's greatest saint973

Chapter 24 Overview

In this chapter the students will learn that prayer opens our minds and hearts to God and strengthens us to share God's love and God's Kingdom with others.

Doctrinal Content

For Adult Reading and Reflection *Catechism of the Catholic Church*

The students will learn:

Paragraph

- We open our hearts to God2562
- God has always called people to prayer2567
- We pray in many ways2644
- We pray always2757

Key Words

prayer
bless
intercession
praise
humility
petition
thanksgiving
Liturgy of the Hours

Session Planning Guide

Session Steps	Session Presentation	Session Notes
1 Gathering		
Page 245 Prayer	<ul style="list-style-type: none"> • Process to the prayer space. • Proclaim 1 John 1:7. • Pray together. 	For the prayer space: Bible, a cross, a candle, images of light
Page 246	<ul style="list-style-type: none"> • Reflect on <i>The Big Question</i>. • Present chapter goals. 	
Page 247	<ul style="list-style-type: none"> • Discuss qualities of role models. 	Colored pencils or markers
2 Believing		
Page 248 <i>Jesus calls all to be one.</i>	<ul style="list-style-type: none"> • Ask: <i>What religious groups do you know of that are Christian but not Roman Catholic?</i> Optional • Present the text about other Christian religious groups. * Present the text about ecumenism. • Activity Discuss what you know about other Christians who are not Catholic. Research other Christian faith groups. • Reinforce the meaning of the <i>Faith Words</i>. • Discuss: <i>What is one way to encourage harmony and unity?</i> Optional 	Highlighters or colored pencils Optional: Activity—Guide, page 14
Page 249 <i>As the Body of Christ, the Church, we help each other to live as disciples.</i>	<ul style="list-style-type: none"> • Ask: <i>What ancestors in faith are role models for you?</i> Optional • Present the text about ways we are united to Jesus and the Church. • Present the text about the communion of saints. • Stress the meaning of the <i>Faith Word</i>. • Discuss: <i>Why should we treasure belonging to the communion of saints?</i> Optional 	Highlighters or colored pencils Additional Activities: Guide, page 249
Page 250 <i>Mary is the perfect example of discipleship.</i>	<ul style="list-style-type: none"> • Ask: How are you encouraged by the example of the saints? Optional • Present the text about Mary being a perfect example of discipleship. • Present the <i>Faith Word: Assumption</i>. • Discuss: What is one thing you will do to follow Mary's example? Optional 	Additional Activities: Guide, page 250

Session Planning Guide

Session Steps	Session Presentation	Session Notes
Page 251 <i>Mary is the Church's greatest saint.</i>	<ul style="list-style-type: none"> Ask: <i>If you could ask Mary one question, what would it be?</i> Optional Present the text about Marian prayers and titles of Mary. Discuss ways the Church honors Mary. Activity: Use Mary's titles to complete a litany of Mary. Discuss: What title do you most often use when you address Mary? Optional 	
3 Responding		
Page 252	<ul style="list-style-type: none"> Discuss <i>The Big Question</i>. Complete the <i>Recognizing Our Faith</i> activity. 	Optional: <i>Living Our Faith Partners in Faith Faith and Media</i> —research and report on the work of the Sisters of Mercy
Page 253	<ul style="list-style-type: none"> Review the chapter goals in <i>Putting Faith to Work</i> and discuss ways of responding in faith. 	Optional: <i>Encountering God's Word</i>
Page 254	<ul style="list-style-type: none"> <i>The Worship Connection</i> <i>More to Explore</i> <i>Catholic Social Teaching Checklist</i> 	Student Edition, page 254
Catholic Identity Retreat: Prayer, Student Edition R25–R30		
We Come Together for Prayer I Cherish God's Word I Value My Catholic Faith I Celebrate Catholic Identity	<ul style="list-style-type: none"> Complete activities in student text. See Guide T21 for Retreat Options. 	These activities should be done in a prayerful quiet environment. Allow students time for meditation and reflection.
Religion.SadlierConnect.com	Chapter 23 activities and ideas <ul style="list-style-type: none"> <i>Discover</i> Polls and Downloads Games and Crosswords Study Guides <i>More to Explore</i> Links And more: <ul style="list-style-type: none"> <i>Project Disciple</i> <i>Latin Hall</i> <i>What if I'm Asked About...</i> <i>Glossary</i> 	

Session Planning Guide

Session Steps	Session Presentation	Session Notes
Assessment		
Chapter 23 Assessment	<ul style="list-style-type: none"> • Complete Chapter 23 <i>Assessment</i>. • <i>Alternative Assessment</i> activity. 	Student Edition, page 253 Guide, pages 253–254
4 Taking a Break		
5 Believing		
Page 258 <i>We open our hearts to God.</i>	<ul style="list-style-type: none"> • Ask: <i>What does the human heart symbolize?</i> Optional • Present the text about what prayer is. • Highlight definitions of the <i>Faith Words: prayer and humility</i>. • Discuss: <i>Would you describe yourself as a prayerful person? Why or why not?</i> Optional 	Highlighters or colored pencils
Page 259 <i>God has always called people to prayer.</i>	<ul style="list-style-type: none"> • Ask: <i>Why should we pray when we are happy and when good things happen?</i> Optional • Present the text about Jesus and prayer. • Read the account of Jesus' Transfiguration (Matthew 17:1-8) • Activity: Answer the questions about prayer. • Discuss: <i>How do you seek God? Where do you find him?</i> Optional 	
Page 260 <i>We pray in many ways.</i>	<ul style="list-style-type: none"> • Ask: <i>What kind of prayer do you usually pray each day?</i> Optional • Present the text about different forms of prayer. • Highlight the definitions of the <i>Faith Words</i>. • Activity: Work in groups to write prayers. • Discuss: What would you like to praise and thank God for today? Optional 	Highlighters or colored pencils
Page 261 <i>We pray always.</i>	<ul style="list-style-type: none"> • Ask: <i>Why do you like to pray alone? Why do you like to pray with others?</i> Optional • Present the text about the prayers of the Church. • Stress the meaning of the Faith Word. • Discuss: <i>What words will you pray to offer every day this week as a prayer?</i> Optional 	Additional Activities: Guide, page 261

Session Planning Guide

Session Steps	Session Presentation	Session Notes
6 Responding		
Page 262	<ul style="list-style-type: none"> • Discuss <i>The Big Question</i>. • Complete the <i>Recognizing Our Faith</i> activity. 	Optional: <i>Living Our Faith Partners in Faith Multiple Intelligences: Visual-Spatial—</i> Make luminaries.
Page 263	<ul style="list-style-type: none"> • Review the chapter goals in <i>Putting Faith to Work</i> and discuss ways to respond in faith. 	Optional: <i>Encountering God's Word</i>
Page 264	<ul style="list-style-type: none"> • <i>The Worship Connection</i> • <i>More to Explore</i> • <i>Catholic Social Teaching Checklist</i> 	Student Edition, page 264
Religion.SadlierConnect.com	Chapter 24 activities and ideas <ul style="list-style-type: none"> • <i>Discover Polls and Downloads</i> • <i>Games and Crosswords</i> • <i>Study Guides</i> • <i>More to Explore Links</i> And more: <ul style="list-style-type: none"> • <i>Project Disciple</i> • <i>Latin Hall</i> • <i>What if I'm Asked About . . .</i> • <i>Glossary</i> 	
Assessment		
Chapter 24 Assessment	<ul style="list-style-type: none"> • Complete Chapter 24 <i>Assessment</i> • <i>Alternative Assessment</i> activity. 	Student Edition, page 263 Guide, pages 263–264
7 Taking Home		
<i>Sharing Faith with Your Family</i>	<ul style="list-style-type: none"> • Share <i>Sharing Faith with Your Family</i> activities 	Chapter 23, page 254, and Chapter 24, page 264 Copies of <i>Bringing the Retreat Home</i> , page R31; <i>Why I Believe</i> , page R32

Session 1—Responding to God’s Goodness

Session 1 Overview

The theme of Session 1 is *Responding to God’s Goodness*. Students learn in Chapter 1 that we reflect the goodness of God and give witness to Jesus. They learn in Chapter 2 that we form our own conscience to make good moral decisions, and that God gives us the gifts of forgiveness and grace.

The Catholic Identity Retreat: Creed is placed here in Session 1. When you choose this option eliminate some activities from the lesson, or have the students complete some lesson activities on their own.

Go to Religion.SadlierConnect.com for:

- additional chapter-related vocabulary and previously taught faith words
- appropriate music and songs
- this week’s liturgical readings
- Project Disciple events
- other additional resources

Chapter 1 Overview

In this chapter the students will learn that we are created to respond to the goodness and love of God, and that we do this when we reflect the image of God.

Doctrinal Content	For Adult Reading and Reflection <i>Catechism of the Catholic Church</i>
The students will learn:	Paragraph
• We reflect the goodness of God.	54
• God forgives our sins	1850
• We live holy lives	2013
• We give witness to Jesus.	1176

Key Words

human dignity
free will
grace
Kingdom of God
natural law
original sin
Church
conscience
eternal life
holiness

Chapter 2 Overview

In this chapter the students will learn that we are responsible for forming our conscience and that God gives us the gifts of forgiveness and grace.

Doctrinal Content	For Adult Reading and Reflection <i>Catechism of the Catholic Church</i>
The students will learn:	Paragraph
• Our conscience helps us to make good moral decisions	1777
• We are responsible for forming our own conscience	1785
• God gives us the gifts of forgiveness and grace.	2003
• Jesus calls the whole Church to follow his example	430, 767

Key Words

moral decision-making
social sin
well-formed conscience

Sadlier® and Sadlier® are registered trademarks of William H. Sadlier, Inc. We Believe™ and We Live Our Faith™ are trademarks of William H. Sadlier, Inc. Copyright ©2016 by William H. Sadlier, Inc. All rights reserved. May be reproduced for religious education use (not commercial use).

Session Planning Guide

Session Steps	Session Presentation	Session Notes
1 Gathering		
Page 11 Prayer	<ul style="list-style-type: none"> • Proclaim 1 John 4:8. • Listen and respond to Scripture. 	For the prayer space: small tablecloth of the color of the liturgical season, Bible, a cross, a candle
Page 12	<ul style="list-style-type: none"> • Reflect on <i>The Big Question</i>. • Discuss chapter goals. 	
Page 13	<ul style="list-style-type: none"> • Present the text about dignity and self-worth. 	Drawing paper Colored pencils or markers
2 Believing		
Page 14 <i>We reflect the goodness of God.</i>	<ul style="list-style-type: none"> • Ask: <i>What do think is one of the greatest gifts that God has given to each human person?</i> Optional • Present the text about conscience and free will. • Present the text about original sin. • Define the <i>Faith Words</i>. • Activity: Write a slogan about valuing human dignity. • Discuss: <i>Why should we consider our free will and conscience as wonderful gifts from God?</i> Optional 	
Page 15 <i>God forgives our sin.</i>	<ul style="list-style-type: none"> • Ask: <i>What is God’s mercy?</i> Optional • Present the text about Baptism and sin. • Use the Faith Words in sentences. • Discuss: Why should we be grateful for the Sacrament of Penance? Optional 	Drawing paper Markers or colored pencils Additional Activities: Guide, page 15
Page 16 <i>We live holy lives.</i>	<ul style="list-style-type: none"> • Ask: <i>How can we be all that God calls us to be—reflections of his goodness and holiness?</i> Optional • Present the text about Jesus’ example and our call to holiness. • Complete a <i>Faith Word</i> activity. • Activity: Write a dialogue interviewing Jesus. • Discuss: <i>How does the Holy Spirit help us in the ways of holiness?</i> Optional 	
Page 17 <i>We give witness to Jesus.</i>	<ul style="list-style-type: none"> • Ask: <i>What is an apprentice?</i> Optional • Present the text about giving witness to Jesus. • Reinforce the meaning of the <i>Faith Word: Kingdom of God</i>. • Discuss: In what ways do you qualify for the position of being a disciple of Jesus? Optional 	Additional Activities: Guide, page 17

Session Planning Guide

Session Steps	Session Presentation	Session Notes
3 Responding		
Page 18	<ul style="list-style-type: none"> • Discuss <i>The Big Question</i>. • Complete the <i>Recognizing Our Faith</i> activity. 	Optional: <i>Living Our Faith Partners in Faith Multiple Intelligences: Musical-Rhythmic—</i> Write a song about being called to holiness as a disciple of Jesus.
Page 19	<ul style="list-style-type: none"> • Review the chapter goals in <i>Putting Faith to Work</i> and discuss ways of responding in faith. 	Optional: <i>Encountering God's Word</i>
Page 20	<ul style="list-style-type: none"> • <i>The Worship Connection</i> • <i>More to Explore</i> • <i>Catholic Social Teaching Checklist</i> 	Student Edition, page 20
Catholic Identity Retreat: Creed, Student Edition R1–R5		
We Come Together for Prayer I Cherish God’s Word I Value My Catholic Faith I Celebrate Catholic Identity I Honor My Catholic Identity	<ul style="list-style-type: none"> • Complete activities in student text. See Guide T21 for Retreat Options. 	These activities should be done in a prayerful quiet environment. Allow students time for meditation and reflection.
Religion.SadlierConnect.com	Chapter 1 activities and ideas <ul style="list-style-type: none"> • <i>Discover</i> Polls and Downloads • Games and Crosswords • Study Guides • <i>More to Explore</i> Links And more: <ul style="list-style-type: none"> • <i>Project Disciple</i> • <i>Latin Hall</i> • <i>What if I’m Asked About...</i> • <i>Glossary</i> 	
Assessment		
Chapter 1 Assessment	<ul style="list-style-type: none"> • Complete Chapter 1 <i>Assessment</i>. • <i>Alternative Assessment</i> activity. 	Student Edition, page 19 Guide, pages 19–20
4 Taking a Break		

Session Planning Guide

Session Steps	Session Presentation	Session Notes
5 Believing		
Page 24 <i>Our conscience helps us to make good moral decisions.</i>	<ul style="list-style-type: none"> Ask: <i>What is the gift of conscience?</i> Optional Present the text about moral decision-making. Reinforce the meaning of the <i>Faith Word</i>. Activity: Complete the chart about making choices. Discuss: <i>What are examples of acts that are always wrong to choose?</i> Optional 	Highlighters or colored pencils
Page 25 <i>We are responsible for forming our conscience.</i>	<ul style="list-style-type: none"> Ask: <i>Has your understanding of what is good and what is sinful changed since you were a young child? If so, how?</i> Optional Present the text about a well-formed conscience. Reinforce the meaning of the <i>Faith Word</i>. Discuss: <i>What are the benefits in choosing a friend who is developing a well-formed conscience?</i> Optional 	Additional Activities: Guide, page 25
Page 26 <i>God gives us the gifts of forgiveness and grace.</i>	<ul style="list-style-type: none"> Ask: <i>What happens when we do not choose to do what is right?</i> Optional Present the text about the Sacrament of Penance. Activity: Design a feature for your parish website inviting people to receive the Sacrament of Penance. Discuss: <i>How can you show your thanks to God today for his gifts of forgiveness and grace?</i> Optional 	Drawing paper Markers or colored pencils
Page 27 <i>Jesus calls the whole Church to follow his example.</i>	<ul style="list-style-type: none"> Ask: <i>How can the choices we make affect the lives of others?</i> Optional Present the text about Jesus’ example in taking action against social sin. Reinforce the meaning of the <i>Faith Word: social sin</i>. Discuss: How will you address an unjust situation this week? Optional 	

Session Planning Guide

Session Steps	Session Presentation	Session Notes
6 Responding		
Page 28	<ul style="list-style-type: none"> • Discuss <i>The Big Question</i>. • Complete the <i>Recognizing Our Faith</i> activity. 	World map or map of Europe Optional: <i>Living Our Faith</i> <i>Partners in Faith</i> <i>Curriculum Connection: Social Studies</i> —locate Siena and Rome in Italy and Avignon in France on a map of Europe
Page 29	<ul style="list-style-type: none"> • Review the chapter goals in <i>Putting Faith to Work</i> and discuss ways to respond in faith. 	Optional: <i>Encountering God’s Word</i>
Page 30	<ul style="list-style-type: none"> • <i>The Worship Connection</i> • <i>More to Explore</i> • <i>Catholic Social Teaching Checklist</i> 	Student Edition, page 30
Religion.SadlierConnect.com	Chapter 2 activities and ideas <ul style="list-style-type: none"> • <i>Discover Polls and Downloads</i> • Games and Crosswords • Study Guides • Links And more: <ul style="list-style-type: none"> • <i>Project Disciple</i> • <i>Latin Hall</i> • <i>What if I’m Asked About . . .</i> • <i>Glossary</i> 	
Assessment		
Chapter 2 Assessment	<ul style="list-style-type: none"> • Complete Chapter 2 <i>Assessment</i> • <i>Alternative Assessment</i> activity. 	Student Edition, page 29 Guide, pages 29–30
7 Taking Home		
<i>Sharing Faith with Your Family</i>	<ul style="list-style-type: none"> • Share <i>Sharing Faith with Your Family</i> activities 	Chapter 1, page 20, and Chapter 2, page 30 Copies of <i>Bringing the Retreat Home</i> , page R7; <i>Why I Believe</i> , page R8

Session 8—The Catholic Church in the Modern Age

Session 8 Overview

The theme of Session 8 is *The Catholic Church in the Modern Age*. Students learn in Chapter 15 about the effects of new revolutions on the Church and the growth of the Church in the United States. Students learn in Chapter 16 about how the major events of the 20th century affected the Church, and the Church’s renewal through the Second Vatican Council.

The Catholic Identity Retreat: Creed is placed here in Session 1. When you choose this option eliminate activities from Responding or have the young people complete on their own.

Go to Religion.SadlierConnect.com for:

- additional chapter-related vocabulary and previously taught faith words
- appropriate music and songs
- this week’s liturgical readings
- Project Disciple events
- other additional resources

Chapter 15 Overview

In this chapter the students will learn that in a new, industrial age, the Church continued to bring the Gospel to all people.

Key Word

papal infallibility

Doctrinal Content	For Adult Reading and Reflection <i>Catechism of the Catholic Church</i>
The students will learn:	Paragraph
• New revolutions affect the Church	2051
• The Church promotes justice in the modern world	1417, 2460
• Efforts to spread the Gospel grow	944, 2693
• Catholicism grows with the United States	939, 1595

Chapter 16 Overview

In this chapter the students will learn about the Catholic Church and world events during the first part of the twentieth century. They will also learn about the work of the Second Vatican Council.

Key Word

plenary council

Doctrinal Content	For Adult Reading and Reflection <i>Catechism of the Catholic Church</i>
The students will learn:	Paragraph
• The Catholic Church grows in a diverse nation	939, 1926
• The world feels the effects of World War I and the Depression	2255
• After World War II, the Iron Curtain falls across Europe	2257
• The Second Vatican Council renews the life of the Church	748, 752

Session Planning Guide

Session Steps	Session Presentation	Session Notes
1 Gathering		
Page 161 Prayer	<ul style="list-style-type: none"> • Proclaim Romans 12:5. • Listen to words written by Venerable John Henry Cardinal Newman. • Reflect on each meditation question. 	For the prayer space: Bible, a cross, a candle, a rope
Page 162	<ul style="list-style-type: none"> • Reflect on <i>The Big Question</i> about good qualities. • Present chapter goals. • Discuss chapter goals. 	
Page 163	<ul style="list-style-type: none"> • Discuss the text about different intelligences used in learning. 	
2 Believing		
Page 164 <i>New revolutions affect the Church.</i>	<ul style="list-style-type: none"> • Ask: <i>What do you think happened in Europe after the defeat of Napoleon?</i> Optional • Present the text about the changes that affected the Church after the French Revolution. • Present the <i>Faith Word</i> and its meaning. • Discuss: <i>What is one thing you would say in support of the Church's role today?</i> Optional 	Map of Europe Additional Activities: page 164, Guide
Page 165 <i>The Church promotes justice in the modern world.</i>	<ul style="list-style-type: none"> • Ask: <i>What do you think it was like to work in a factory in the late 1800s?</i> Optional • Present the text about Pope Leo XIII and Pope Pius X. • Activity: Highlight the reforms of Pope Pius X. • Discuss: <i>For which of the liturgical reforms called by Pope Pius X are you most grateful?</i> Optional 	Highlighters or colored pencils
Page 166 <i>Efforts to spread the Gospel grow.</i>	<ul style="list-style-type: none"> • Ask: <i>What can I do to bring the Gospel to others?</i> Optional • Present the text about religious orders and law organizations spreading the faith. • Activity: Discuss founding a new Catholic lay organization. • Discuss: Whose example can you follow in bringing the Gospel to others? Optional 	

Session Planning Guide

Session Steps	Session Presentation	Session Notes
Page 167 <i>Catholicism grows with the United States.</i>	<ul style="list-style-type: none"> Ask: <i>Why do you think the pope and bishops were interested in building up the Church in the United States?</i> Optional Read about the spread of the Gospel and Church teachings throughout the United States. Discuss: What can you do this week to counteract prejudice or discrimination? Optional 	Map of the United States Additional Activities: Guide, page 167
3 Responding		
Page 168	<ul style="list-style-type: none"> Discuss <i>The Big Question</i>. Complete the <i>Recognizing Our Faith</i> activity. 	Optional: <i>Living Our Faith Partners in Faith Multiple Intelligences: Interpersonal—</i> Write letters to parish catechumens.
Page 169	<ul style="list-style-type: none"> Review the chapter goals in <i>Putting Faith to Work</i> and discuss ways of responding in faith. 	Optional: <i>Encountering God's Word</i>
Page 170	<ul style="list-style-type: none"> <i>The Worship Connection</i> <i>More to Explore</i> <i>Catholic Social Teaching Checklist</i> 	Student Edition, page 170
Catholic Identity Retreat: Morality, Student Edition R17–R22		
We Come Together for Prayer We Cherish God's Word I Value My Catholic Faith I Celebrate Catholic Identity I Honor My Catholic Identity	<ul style="list-style-type: none"> Complete activities in student text. See Guide T21 for Retreat Options. 	These activities should be done in a prayerful quiet environment. Allow students time for meditation and reflection.
Religion.SadlierConnect.com	Chapter 15 activities and ideas <ul style="list-style-type: none"> Discover Polls and Downloads Games and Crosswords Study Guides More to Explore Links And more: <ul style="list-style-type: none"> <i>Project Disciple</i> <i>Latin Hall</i> <i>What if I'm Asked About . . .</i> <i>Glossary</i> 	
Assessment		
Chapter 15 Assessment	<ul style="list-style-type: none"> Complete Chapter 15 <i>Assessment</i> <i>Alternative Assessment</i> activity. 	Student Edition, page 169 Guide, pages 169–170

Session Planning Guide

Session Steps	Session Presentation	Session Notes
4 Taking a Break		
5 Believing		
Page 174 <i>The Catholic Church grows in a diverse nation.</i>	<ul style="list-style-type: none"> • Ask: <i>Why is slavery morally wrong?</i> Optional • Read the text about the three plenary councils. • Present the <i>Faith Word</i> and its meaning. • Discuss: <i>How do you think you might have contributed to the Church during the late nineteenth and early twentieth centuries?</i> Optional 	Recordings of spirituals Additional Activities: Guide, page 174
Page 175 <i>The Church responds to the Great Depression.</i>	<ul style="list-style-type: none"> • Ask: <i>What would it be like if all the countries of the world were at peace with one another?</i> Optional • Present the text about the Church during the time of the Great Depression. • Activity: List ways to convey messages of justice and peace. • Discuss: <i>How will you share Christ's peace with others today?</i> Optional 	Additional Activities: Guide, page 175
Page 176 <i>The Church responds to war.</i>	<ul style="list-style-type: none"> • Ask: <i>In what ways can faith provide courage?</i> Optional • Present the text about the effects that World War II had on the Church. • Activity: Give a presentation from the perspective of someone living where Catholics are persecuted. • Discuss: <i>What is one way you can speak out on the issue of justice and peace?</i> Optional 	Drawing paper Markers or colored pencils Additional Activities: Guide, page 176
Page 177 <i>The Second Vatican Council renews the life of the Church.</i>	<ul style="list-style-type: none"> • Ask: <i>What is an ecumenical council?</i> Optional • Read about the ways the Second Vatican Council brought about changes in the Church. • Discuss: <i>Why do you think that the Second Vatican Council was important to the Church and to the world?</i> Optional 	Additional Activities: Guide, page 177

Session Planning Guide

Session Steps	Session Presentation	Session Notes
6 Responding		
Page 178	<ul style="list-style-type: none"> • Discuss <i>The Big Question</i>. • Complete the <i>Recognizing Our Faith</i> activity. 	Optional: <ul style="list-style-type: none"> • <i>Living Our Faith</i> • <i>Partners in Faith</i> • <i>Multiple Intelligences: Interpersonal</i>—Play a game to identify people from twentieth-century Church history.
Page 179	<ul style="list-style-type: none"> • Review the chapter goals in <i>Putting Faith to Work</i> and discuss ways of responding in faith. 	Optional: <i>Encountering God's Word</i>
Page 180	<ul style="list-style-type: none"> • <i>The Worship Connection</i> • <i>More to Explore</i> • <i>Catholic Social Teaching Checklist</i> 	Student Edition, page 180
Religion.SadlierConnect.com	Chapter 16 activities and ideas <ul style="list-style-type: none"> • <i>Discover Polls</i> and Downloads • Games and Crosswords • Study Guides • <i>More to Explore</i> Links And more: <ul style="list-style-type: none"> • <i>Project Disciple</i> • <i>Latin Hall</i> • <i>What if I'm Asked About . . .</i> • <i>Glossary</i> 	
Assessment		
Chapter 16 Assessment	<ul style="list-style-type: none"> • Complete Chapter 16 <i>Assessment</i>. • <i>Alternative Assessment</i> activity. 	Student Edition, page 179 Guide, pages 179–180
7 Taking Home		
<i>Sharing Faith with Your Family</i>	<ul style="list-style-type: none"> • Share <i>Sharing Faith with Your Family</i> activities 	Chapter 15, page 170, and Chapter 16, page 180 Copies of Bringing the Retreat Home, page R23; Why I Believe, page R24

Session 12—Church Service and Communion

Session 12 Overview

The theme of Session 12 is *Church Service and Communion*. Students learn in Chapter 23 that Jesus chose who would lead the Church, where there are many ways of serving and continuing Jesus’ mission. Students learn in Chapter 24 that members of the Church are in communion with the Father and are joined in the communion of saints.

The Catholic Identity Retreat: Prayer is placed here in Session 12. When you choose this option eliminate activities from Responding or have the young people complete on their own.

Go to Religion.SadlierConnect.com for:

- additional chapter-related vocabulary and previously taught faith words
- appropriate music and songs
- this week’s liturgical readings
- Project Disciple events
- other additional resources

Chapter 23 Overview

In this chapter the students will learn that all authority and ministry in the Church comes from Christ and that the Church shares a common holiness and evangelization.

Key Words

deposit of faith

common vocation

Doctrinal Content	For Adult Reading and Reflection <i>Catechism of the Catholic Church</i>
The students will learn:	Paragraph
• Jesus chose the Apostles to lead the Church	935–937
• The pope and the bishops are the successors of the Apostles.	1593–1594
• Within the Church there are many ways of serving.	941, 944, 1592
• Within our parishes we continue Jesus’ mission	181, 846, 866

Chapter 24 Overview

In this chapter the students will learn that as members of the Church, the Body of Christ, we belong to the communion of saints.

Doctrinal Content	For Adult Reading and Reflection <i>Catechism of the Catholic Church</i>
The students will learn:	Paragraph
• Jesus Christ calls all of us into communion with his Father.	780, 810, 856
• Together all faithful members of the Church are joined in the communion of saints.	181, 960, 1055
• Mary is our greatest saint and the perfect example of discipleship	509, 973
• We are the pilgrim people of God	1060, 1111

S[®] and Sadlier[®] are registered trademarks of William H. Sadlier, Inc. We Believe[™] and We Live Our Faith[™] are trademarks of William H. Sadlier, Inc. Copyright ©2016 by William H. Sadlier, Inc. All rights reserved. May be reproduced for religious education use (not commercial use).

Session Planning Guide

Session Steps	Session Presentation	Session Notes
1 Gathering		
Page 245 Prayer	<ul style="list-style-type: none"> • Proclaim Ephesians 4:11–12. • Listen to Scripture readings. • Respond to prayer petitions. 	For the prayer space: Bible, a cross, a candle, map of the United States and world map or globe
Page 246	<ul style="list-style-type: none"> • Reflect on <i>The Big Question</i>. • Present chapter goals. • Discuss chapter goals. 	
Page 247	<ul style="list-style-type: none"> • Read and discuss the poem by Robert Frost. 	
2 Believing		
Page 248 <i>Jesus chose the Apostles to lead the Church.</i>	<ul style="list-style-type: none"> • Ask: <i>What is your favorite Scripture story about Saint Peter the Apostle?</i> Optional • Read the text about the mission given the Apostles. • Explain the meaning of college. • Activity: <i>Write a list of ways that others help us to keep faith.</i> Optional • Discuss: <i>What can you use to help others keep the faith?</i> Optional 	Drawing paper
Page 249 <i>The pope and the bishops are the successors to the Apostles.</i>	<ul style="list-style-type: none"> • Ask: <i>What is the name of the current pope, Peter's successor, the leader of the Church?</i> Optional • Present the text about the role and mission of the Apostles and their successors today. • Highlight the meaning of the <i>Faith Word: deposit of faith</i>. • Discuss: <i>Why do you think it is important to pray for our pope and bishops often?</i> Optional 	Additional Activities: Guide, page 249
Page 250 <i>Within the Church there are many ways of serving.</i>	<ul style="list-style-type: none"> • Ask: <i>How can we serve in the Church?</i> Optional • Present the text about the roles of the laity, consecrated life, and the ordained ministry. • Highlight the meaning of the <i>Faith Word: common vocation</i>. • Discuss: <i>How does the work you do now contribute to the world? What can you do to enhance that contribution?</i> Optional 	Additional Activities: Guide, page 250

Session Planning Guide

Session Steps	Session Presentation	Session Notes
Page 251 <i>Within our parishes we continue Jesus' mission.</i>	<ul style="list-style-type: none"> Ask: <i>How would you describe your parish to someone from another parish?</i> Optional * Read the text about the members of our parish and their role in sharing God's life with all people. Activity: Role-play ways to proclaim Christ's message. Discuss: <i>Which two of the parish roles listed would you like to do in the future? Why?</i> Optional 	Map of the United States Additional Activities: Guide, page 167
3 Responding		
Page 252	<ul style="list-style-type: none"> Discuss <i>The Big Question</i>. Complete the <i>Recognizing Our Faith</i> activity. 	Optional: <i>Living Our Faith Partners in Faith Curriculum Connection: Social Studies—research and report on Uganda</i>
Page 253	<ul style="list-style-type: none"> Review the chapter goals in <i>Putting Faith to Work</i> and discuss ways of responding in faith. 	Optional: <i>Encountering God's Word</i>
Page 254	<ul style="list-style-type: none"> <i>The Worship Connection</i> <i>More to Explore</i> <i>Catholic Social Teaching Checklist</i> 	Student Edition, page 254
Catholic Identity Retreat: Prayer, Student Edition R25–R30		
We Come Together for Prayer We Cherish God's Word I Value My Catholic Faith I Celebrate Catholic Identity I Honor My Catholic Identity	Complete activities in student text. See Teacher Guide T21 for Retreat Options.	These activities should be done in a prayerful quiet environment. Allow students time for meditation and reflection.
Religion.SadlierConnect.com	Chapter 23 activities and ideas <ul style="list-style-type: none"> Discover Polls and Downloads Games and Crosswords Study Guides <i>More to Explore</i> Links And more: <ul style="list-style-type: none"> <i>Project Disciple</i> <i>Latin Hall</i> <i>What if I'm Asked About . . .</i> <i>Glossary</i> 	
Assessment		
Chapter 23 Assessment	<ul style="list-style-type: none"> Complete Chapter 23 Assessment <i>Alternative Assessment</i> activity. 	Student Edition, page 253 Guide, pages 253–254

Session Planning Guide

Session Steps	Session Presentation	Session Notes
Taking a Break		
5 Believing		
Page 258 <i>Jesus Christ calls all of us into communion with his Father.</i>	<ul style="list-style-type: none"> Ask: <i>What do you think is one of the most important things that Jesus taught his followers?</i> Optional Read the text about Jesus' disciples' unity with God and one another. Discuss: <i>Are you willing to be in communion with God and one another? What are your reasons for this response?</i> Optional 	Colored paper: brown, green, purple Scissors, paste Additional Activities: Guide, page 258
Page 259 <i>Together all faithful members of the Church are joined in the communion of saints.</i>	<ul style="list-style-type: none"> Ask: <i>When you are not with members of your family, how do you experience being joined to them?</i> Optional Present the text about the communion of saints. Activity: Highlight the most important statements in the text and write an announcement of the good news. Discuss: <i>How does belonging to the communion of saints help you to live out your faith?</i> Optional 	Highlighters or colored pencils
Page 260 <i>Mary is our greatest saint and the perfect example of discipleship.</i>	<ul style="list-style-type: none"> Ask: <i>How can we help one another to grow in holiness?</i> Optional Discuss the text about Mary. Discuss: <i>What concerns will you bring to Mary in prayer?</i> Optional 	instrumental or Marian music Ave Maria recording Additional activities: Guide, page 260
Page 261 <i>We are the Pilgrim people of God.</i>	<ul style="list-style-type: none"> Ask: <i>What is a pilgrim?</i> Optional Read the text about what it means to be Pilgrim People of God. Activity: Write a mission statement for the Pilgrim People of God. Discuss: <i>How will you put the mission statement into action?</i> Optional 	

Session Planning Guide

Session Steps	Session Presentation	Session Notes
6 Responding		
Page 262	<ul style="list-style-type: none"> • Discuss <i>The Big Question</i>. • Complete the <i>Recognizing Our Faith</i> activity. 	Optional: <ul style="list-style-type: none"> • <i>Living Our Faith</i> • <i>Partners in Faith</i> • <i>Curriculum Connection: Social Studies</i> Locate Thailand and identify its neighbors.
Page 263	<ul style="list-style-type: none"> • Review the chapter goals in <i>Putting Faith to Work</i> and discuss ways of responding in faith. 	Optional: <i>Encountering God's Word</i>
Page 264	<ul style="list-style-type: none"> • <i>The Worship Connection</i> • <i>More to Explore</i> • <i>Catholic Social Teaching Checklist</i> 	Student Edition, page 264
Religion.SadlierConnect.com	Chapter 24 activities and ideas <ul style="list-style-type: none"> • <i>Discover Polls</i> and Downloads • Games and Crosswords • Study Guides • <i>More to Explore</i> Links And more: <ul style="list-style-type: none"> • <i>Project Disciple</i> • <i>Latin Hall</i> • <i>What if I'm Asked About . . .</i> • <i>Glossary</i> 	
Assessment		
Chapter 24 Assessment	<ul style="list-style-type: none"> • Complete Chapter 24 <i>Assessment</i>. • <i>Alternative Assessment</i> activity. 	Student Edition, page 263 Guide, pages 263–264
7 Taking Home		
<i>Sharing Faith with Your Family</i>	<ul style="list-style-type: none"> • Share <i>Sharing Faith with Your Family</i> activities 	Chapter 23, page 254, and Chapter 24, page 264 Copies of Bringing the Retreat Home, page R31; Why I Believe, page R32